

Provider Directory

Directorio de proveedores

Kansas

Member Services

Servicios para Miembros

1-877-542-9238, TTY 711



Welcome to UnitedHealthcare Community Plan

We care about you and your family's health.

This book helps you find providers in your area who work with UnitedHealthcare Community Plan or KanCare. The most current list is on our website at UHCCommunityPlan.com. If you need help finding a doctor, call Member Services at **1-877-542-9238, TTY 711**. We'll be happy to help you.

If you have an emergency, call 911 or go to an emergency room.

Member Services 1-877-542-9238, TTY 711

Our office is closed on these major holidays:

New Year's Day (observed)

Labor Day

Martin Luther King Jr. Day

Thanksgiving Day

Memorial Day

Day After Thanksgiving

Independence Day

Christmas Day (observed)

UnitedHealthcare Community Plan is a health plan with KanCare. We work with providers to coordinate your health care. Your health care will be from doctors in our network. If your primary care physician (PCP) says you need services outside of our network, s/he can call us. Refer to your member handbook if you need help.

UnitedHealthcare does not discriminate on the basis of race, color, religion, sex, sexual orientation, age, disability, national origin, veteran status, ancestry, health status or need for care.

We're glad you are a member of UnitedHealthcare Community Plan!

*Providers in this directory are current as of the date on the cover.
The information is subject to change.*

How to Use This Directory

Choosing a Primary Care Physician (PCP) for you and your family is easy.

There are several types of PCPs listed here.



Primary Care Physicians

Family Medicine:	Adults and Children
Pediatrics:	Children
Internal Medicine:	Adults
General Practice:	Adults and Children
OB/GYN: (who specifically request to act as a PCP)	Adult Women
Physician's Assistants:	Adults and Children
Nurse Practitioners:	Adults and Children
Geriatrics:	Adults
Clinics: (to include IHS, FQHC, RHC)	Adults and Children

To find a provider, find your county in the table of contents. The providers are listed by their specialty. When you find the specialty you want, go to the page listed. Then you can pick the provider who meets your needs. Members may get care from a resident doctor or a nurse practitioner if supervised by a PCP.

If there is no chapter in the Table of Contents for the type of provider you want, look in the chapter for Ancillary Providers. Providers that do not have specific chapters are listed there.


Sample listings are on the next page.



Nursing Facilities

Kansas Medicaid members residing in a Nursing Facility: You may stay in your current nursing home no matter which KanCare plan we picked or you choose.

Description of Listings

Provider Listing	
Provider Name	John Smith, MD* 
Address	123 Main Street Health Valley, KS 54321
Phone Number	222-222-2222
Board Certification	Y
Languages	Spanish
Limitations	Closed Panel

NOTE:

Any of these numbers after the Provider's ZIP code means they also provide services under these waiver programs:


- 1** – Traumatic Brain Injury (TBI)
- 2** – Technology Assisted (TA)
- 3** – Severe Emotional Disturbance (SED)
- 4** – Autism (AUT)
- 5** – Frail Elderly (FE)
- 6** – Physical Disability (PD)
- 7** – Intellectual/Developmental Disability (MRDD)

Hospital Listing	
Hospital Name	GoodCare Hospital
Hospital Address	123 Main Street Health Valley, KS 54321
Phone Number	222-222-2222

Board Certification shows a doctor's specialty. It requires testing in the specific area of medicine. A specialist has continuing education on the latest advances in his or her specialty. You can check the provider's certifications on the American Board of Medical Specialists (ABMS) website. Go to **www.abms.org**. Click on "Is Your Doctor Certified?"

Languages other than English the provider speaks.

Limitations of the practice. An example is Closed Panel. (This means they do not take new patients.)

 **Wheelchair** shows they have wheelchair access.

All of the information here comes from the provider's application. UnitedHealthcare checks this when they join our network. We check it again every three years (or sooner).

Bienvenido al UnitedHealthcare Community Plan

Nosotros estamos interesados en la salud de usted y de su familia.

Este directorio le ayuda a encontrar a los proveedores en su área que trabajan con UnitedHealthcare Community Plan o KanCare. La lista actualizada se encuentra en nuestro sitio en la red en **UHCCommunityPlan.com**. Si usted necesita ayuda para encontrar a un doctor, llame al Servicio para Miembros al **1-877-542-9238, TTY 711**. Nos dará mucho gusto poder ayudarle.

Si tiene una emergencia, llame al 911 o acuda a una sala de emergencias.

Servicios para Miembros 1-877-542-9238, TTY 711

Nuestra oficina está cerrada en estos días feriados importantes:

Día de Año Nuevo (observado)

Día del Trabajo

Día de Martin Luther King Jr.

Día de Acción de Gracias

Día de los Caídos (Memorial Day)

Día después de Acción de Gracias

Día de la Independencia

Navidad (observado)

UnitedHealthcare Community Plan es un plan de salud con KanCare. Nosotros trabajamos con proveedores para coordinar sus cuidados de salud. Sus cuidados de salud serán llevadas a cabo por médicos en nuestra red. Si su médico de cabecera (PCP) dice que usted necesita servicios fuera de nuestra red, él o ella pueden llamarnos. Consulte con su manual de miembro si necesita ayuda.

UnitedHealthcare no discrimina por la raza, el color, la religión, el sexo, la orientación sexual, la edad, las discapacidades, la nacionalidad, por ser veterano de las fuerzas armadas, por sus orígenes raciales, por su estado de salud o su necesidad de atención.

¡Nosotros estamos encantados de poder ayudarle como miembro de UnitedHealthcare Community Plan!

Los Proveedores en este directorio se encuentran al corriente hasta la fecha en la portada. Esta información está sujeta a cambios.

Como usar este directorio

Es fácil escoger a un Médico de Cabecera (PCP) para usted y para su familia.

Hay varios tipos de PCP anotados aquí.



Doctores de Atención Primaria

Medicina Familiar	Adultos y Niños
Pediatras	Niños
Medicina Interna	Adultos
Medicina General	Adultos y Niños
OB/GYN (si solicitan específicamente actuar como PCP)	Mujeres adultas
Asistentes de Doctor	Adultos y Niños
Enfermeras Practicantes	Adultos y Niños
Geriatría	Adultos
Clínicas (incluyendo IHS, FQHC y RHC)	Adultos y Niños

Para encontrar a un proveedor, busque su condado en el índice. Los proveedores se anotan de acuerdo a su especialidad. Cuando encuentre a la especialidad que quiere, pase a la página indicada. Ahí usted podrá escoger al proveedor que puede satisfacer sus necesidades. Los miembros pueden recibir atención por parte de médicos residentes o de enfermeras practicantes bajo la supervisión de un PCP.

Si no hay un capítulo en la Tabla de Contenido para el tipo de proveedor que usted necesita, busque en el capítulo de Proveedores Auxiliares. Los proveedores que no tienen capítulos específicos se encuentran anotados ahí.

En la siguiente página se anotan ejemplos de los listados.



Casas de reposo

Los miembros de Kansas Medicaid que viven en una casa de reposo: Usted puede permanecer en su actual casa de reposo sin importar cual plan de KanCare sea él que nosotros o usted escojamos.

Descripción de las Listas

Lista de Proveedores

Nombre del Proveedor	John Smith, MD* 
Dirección	123 Main Street Health Valley, KS 54321
Teléfono	222-222-2222
Certificación	Sí
Idiomas	Español
Limitaciones	Panel Cerrado

NOTA:

Cualquiera de estos números después del nombre del proveedor indica que ellos también ofrecen servicios bajo estos programas de exenciones:

- 1 – Lesiones traumáticas al cerebro (TBI)
- 2 – Tecnología Asistida (TA)
- 3 – Disturbios Emocionales Severos (SED)
- 4 – Autismo (AUT)
- 5 – Personas de Mayor Edad Frágiles (FE)
- 6 – Discapacidades Físicas (PD)
- 7 – Discapacidad de Desarrollo/Mental (MRDD)

Listas de Hospitales


Nombre del Hospital	GoodCare Hospital
Dirección del Hospital	123 Main Street Health Valley, KS 54321
Teléfono	222-222-2222

Toda la información se basa en información obtenida en la solicitud del proveedor. UnitedHealthcare revisa esta información cuando el proveedor se incorpora a nuestra red. La revisamos de nuevo cada tres años (o con más frecuencia).

Un **Consejo Directivo de Certificación** muestra la especialidad del médico. Requiere la aprobación de exámenes en una rama de la medicina. Un especialista participa en educación continua para aprender acerca de los últimos avances en su área de interés. Usted puede constatar las certificaciones del proveedor en el sitio en la red del Consejo Directivo Americano de Especialistas en Medicina (American Board of Medical Specialists – ABMS). Vea www.abms.org. Pulse en “Is Your Doctor Certified?”

Otros idiomas además del inglés que hable el proveedor.

Limitaciones de la práctica. Por ejemplo, un Panel cerrado. (Esto significa que no se aceptan nuevos pacientes.)

 Una **Silla de ruedas** le indica que ofrecen acceso para sillas de ruedas.

National Contracted Ancillary Providers

Provider	Specialty	Services	Website	Phone Number
Accredo	Specialty Pharmacy/ Home Infusion	Specialty Pharmacy – Limited distribution specialty drugs	www.accredo.com	800-803-2523
Aegis Sciences Corporation	Laboratory	Laboratory – Therapeutic medication monitoring, drug testing	www.aegislabs.com	800-533-7052
Agendia	Laboratory	Laboratory – Predictive genetic testing for breast cancer patients (MammaPrint)	www.agendia.com	888-321-2732
AirCARE1 International	Transportation	Fixed-Wing Air Ambulance	www.airambulanceone.com	877-760-7760
Alere Women's and Children's Health	Other Specialty Services	Women's health – High risk OB/prenatal care	www.alere.com	800-950-3963
Ambry Genetics	Laboratory	Laboratory – Specialty	www.ambrygen.com	866-262-7943
AmeriPath	Laboratory	Laboratory – Anatomic pathology – including dermatopathology, gastroenterology, genitourinary, hematology and gynecological pathology	www.ameripath.com	800-354-3449
AMR Air Ambulance	Transportation	Fixed-Wing Air Ambulance	www.amr-airambulance.com	800-424-7060
Apria Healthcare	DME	DME – Commodity, oxygen, respiratory, negative pressure wound care	www.apria.com	800-277-4288
Ariosa Diagnostics	Laboratory	Laboratory – Prenatal testing	www.ariosadx.com	855-927-4672
Arriva Medical	DME	DME – Diabetic glucometer and supplies	www.arrivamedical.com	800-580-1871

Provider	Specialty	Services	Website	Phone Number
ARUP Labs	Laboratory	Laboratory – Clinical, pathology and genetic testing	www.aruplab.com	800-522-2787
AseraCare Hospice	Hospice	Hospice – Home and inpatient	www.aseracare.com	See website
AxelaCare	Home Infusion (HI)	Specialty pharmacy	www.axelacare.com	877-306-4036
Bako Integrated Physician Solutions	Laboratory	Laboratory – Anatomic pathology – including dermatopathology	www.bakocts.com	877-376-7284
Basic Home Infusion	Home Infusion	Home infusion services	www.basichomeinfusion.com	888-822-7428
Biologics	Home Infusion	Home infusion	www.biologicsinc.com 800-856-1984	800-305-3000/ 888-422-9232
BioReference Laboratories	Laboratory	Laboratory – Clinical, pathology and genetic testing	www.bioreference.com	800-229-5227
BioScrip	Specialty Pharmacy	Specialty pharmacy	www.bioscrip.com	866-788-7710
BioScrip Infusion Services	Home Infusion	Home infusion services	www.bioscrip.com	866-788-7710
Bioventus	DME	DME – Bone Growth Stimulator	www.bioventusglobal.com	800-396-4325
Bostwick Laboratories	Laboratory	Laboratory – Pathology	www.bostwicklaboratories.com	877-865-3262
Briova	Specialty Pharmacy	Specialty Pharmacy	www.briovax.com	866-218-7398
Byram Healthcare	DME	DME – Mail order disposable medical supplies including Medicare-covered diabetic supplies (blood glucose monitors, test strips and lancets)	www.byramhealthcare.com	877-902-9726

Provider	Specialty	Services	Website	Phone Number
CardioNet	Cardiac Diagnostic	Cardiac Monitoring Services & Home INR Monitor/test strips	www.cardionet.com	888-312-2328
Clariant	Laboratory	Molecular Diagnostics	www.clariant.com	888-443-3311
Concentra Health Services	Other Specialty Services	Urgent care services	www.concentra.com	See website
Counsyl	Laboratory	Laboratory – Specialty	www.counsyl.com	888-COUNSYL / 888-268-6795
CVS Pharmacy (d/b/a CVS Pharmacy, Long’s Drug, CarePlus Pharmacy)	Vaccine Program	Vaccine Services – Influenza (Trivalent, Quadrivalent, High Dose, Intradermal), Pneumonia, Zostavax, Tdap, Meningococcal, Hepatitis B TDAP (Tetanus, Diphtheria & Pertussis), Shingles (Zostavax), Meningitis and Hepatitis B (age 18 and up) Worksite Clinics and Retail locations	www.cvs.com/promo/promoLandingTemplate.jsp?promoLandingId=get-vaccinated	888-358-7468
DaVita Dialysis	Dialysis	Dialysis	www.davita.com	866-475-7757 ext. 253706
Dialysis Clinic, Inc	Dialysis	Dialysis	www.dciinc.org	See website
DJO	DME	DME – Bone Growth Stimulator	www.djortho.com	800-321-9549
DME at Walmart	DME	DME – Breast pump purchase	n/a	800-273-3455
Dohmen Life Science Services	Specialty Pharmacy	Specialty Pharmacy – Prolastin and Elelyso	www.dohmen.com	866-336-1336
Dominion Diagnostics	Laboratory	Laboratory – Drug testing, medication monitoring	www.dominiondiagnostics.com	800-511-8427/ 800-711-6974
Dynasplint Systems	DME	DME – Dynamic Splinting; Bracing & Orthotics	www.dynasplint.com	800-638-6771

Provider	Specialty	Services	Website	Phone Number
EBI	DME	DME – Bone Growth Stimulator	www.ebimedical.com	800-526-2579
Edgepark Medical Supplies	DME	DME – Mail order disposable medical supplies including Medicare-covered diabetic supplies (blood glucose monitors, test strips and lancets)	www.edgepark.com	800-321-0591
Electromed	DME	DME – Respiratory high frequency chest compression oscillation system (vest)	www.electromed-usa.com	800-462-1045
Electrostim Medical Services, Inc	DME	DME – TENS units	http://www.wcontrolpain.com	800-588-8383
Essential Testing	Laboratory	Laboratory – Therapeutic medication monitoring, drug testing	www.etlab.org	855-623-0623
Foundation Medicine, Inc.	Laboratory	Laboratory – Genetic testing	www.foundationmedicine.com	888-988-3639
Fresenius Medical Care	Dialysis	Dialysis	www.fmcna.com	866-434-2597
GeneDx	Laboratory	Laboratory – Genetic testing	www.genedx.com	301-519-2100
Genomic Health	Laboratory	Laboratory – Genetic testing (OncotypeDx)	www.genomichealth.com	888-662-6897 (888-ONCOTYPE)
Good Start	Genetics Laboratory	Laboratory – Specialty	www.goodstartgenetics.com	855-765-0845
Gordian Medical, Inc	DME	DME – Wound care supplies for residents of nursing homes	www.amtwoundcare.com	800-568-5514
Heartland Healthcare Services	Home Health	Home health care	www.hcrmanorcare.com	800-736-4427 / 419-252-5500

Provider	Specialty	Services	Website	Phone Number
Heartland Healthcare Services	Hospice	Hospice – Home and inpatient	www.hcr-manorcare.com or www.heartlandhomehealth.com	800-736-4427/ 419-252-5500
Hill Rom	DME	DME – Wound care surfaces	www.hill-rom.com	800-445-3730
InfuSystem Inc	DME	Ambulatory Infusion Pumps	www.infusystem.com	800-962-9656
Innovative Senior Care	Home Health	Home health care	www.brookdaleliving.com/Innovative-senior-care	See website
Integrated Genetics	Laboratory	Laboratory – Specialty genetic testing	https://www.labcorp.com/wps/portal/integratedgenetics?WCM_GLOBAL_CONTEXT=&bypass=true	800-357-5744
Integrated Oncology	Laboratory	Laboratory – Specialty oncology genetic testing	www.integratedoncology.com	800-447-5816
KCI USA	DME	DME – Negative pressure wound pump and wound care surfaces	www.kci1.com	888-275-4524
Kinex Medical Company	DME	DME – CPM/continuous passive motion, Thermocomp, TENS	www.kinexmedical.com	800-845-6364

Provider	Specialty	Services	Website	Phone Number
Kmart Pharmacy	Vaccine Program	Vaccine Services – Influenza (Trivalent, Quadrivalent, High Dose, Intradermal), Pneumonia, Zostavax, Tdap, Meningococcal, Hepatitis B, HPV TDAP (Tetanus, Diphtheria & Pertussis), Shingles (Zostavax), Meningitis, HPV, and Hepatitis B (age 15 and up) Worksite Clinics and Retail locations	www.pharmacy.kmart.com	800-349-0764
Laboratory Corporation of America	Laboratory	Laboratory – Clinical, pathology and genetic testing	www.labcorp.com	888-522-2677 (888-LABCORP)
Liberty Medical Supply	DME	DME – Mail order disposable medical supplies including Medicare-covered diabetic supplies (blood glucose monitors, test strips and lancets)	www.libertymedical.com	800-615-0714
LifeWatch	Cardiac Diagnostic	Cardiac Monitoring Services	www.lifewatch.com	877-774-9846
Lincare – May be known locally by a different name; refer to website	DME	DME – Commodity, oxygen, respiratory	www.lincare.com	See website
Lincare Infusion Services	Home Infusion	Home infusion services	www.lincare.com	See website
Linkia Orthotics & Prosthetics	DME	DME – Orthotics and Prosthetics	www.linkia.com	877-754-6542
Maxim Health Care Services	Home Health	Home health care	www.maximhomecare.com	800-899-9525

Provider	Specialty	Services	Website	Phone Number
McKesson Patient Care Solutions	DME	DME – Mail order disposable medical supplies including Medicare-covered diabetic supplies (blood glucose monitors, test strips and lancets)	www.mckesson.com/providers/home-care/mckesson-patient-care-solutions	855-404-6727
MedExpress Urgent Care	Urgent Care	Urgent care services	www.medexpress.com	See website
Medical Diagnostic Laboratories	Laboratory	Laboratory – Specialty infectious disease diagnostic testing, molecular biology, immunology and serology	www.mdlab.com	877-269-0090
Medline Industries	DME	DME – Incontinence, diapers, soft goods and wound care supplies	www.medline.com	800-633-5463
Medway Air Ambulance	Transportation	Fixed-Wing Air Ambulance	www.medwayairambulance.com	800-233-0655
Meijer Pharmacy	Vaccine Program	Vaccine Services – Influenza (Trivalent, Quadrivalent, High Dose, Intradermal), Pneumonia, Zostavax, Tdap, Meningococcal, Hepatitis B TDAP (Tetanus, Diphtheria & Pertussis), Shingles (Zostavax), Meningitis and Hepatitis B (age 18 and up) Worksite Clinics and Retail locations	www.meijer.com/pharmacy	877-363-4537
Millennium Health	Laboratory	Laboratory – Therapeutic medication monitoring, drug testing	www.millenniumlaboratories.com	877-451-3534

Provider	Specialty	Services	Website	Phone Number
MiniMed Distribution	DME	DME – Diabetic insulin pump and pump supplies	www.minimed.com	877-576-6113
Myriad Genetic Laboratories	Laboratory	Laboratory – BRCA for breast & ovarian cancer; COLARIS for colon & endometrial cancer; MELARIS for melanoma & pancreatic cancer; Theraguide 5FU	www.myriad.com	800-469-7423
Natera, Inc.	Laboratory	Laboratory – Genetic testing	www.natera.com	650-249-9090
Nationwide Laboratory Services	Laboratory	Laboratory – Dialysis testing	www.nationwide lab.com	888-377-3522
New Albertsons (d/b/a Acme Sav-on, Jewel-Osco, Star Markets, Shaws Osco, Safeway)	Vaccine Program	Vaccine Services – Influenza (Trivalent, Quadrivalent, High Dose, Intradermal), Pneumonia, Zostavax, Tdap, Meningococcal, Hepatitis B, HPV TDAP (Tetanus, Diphtheria & Pertussis), Shingles (Zostavax), Meningitis, HPV, and Hepatitis B (age 15 and up) Worksite Clinics and Retail locations	www.acmemarkets.com/pharmacy/immunizations/ www.jewelosco.com/pharmacy/immunizations-3/	877-276-9637
OPKO Lab	Laboratory	Laboratory – Uro pathology specializing in prostate cancer, bladder cancer and stone disease	www.ourlab.net	800-883-7999
OptumRX Specialty Pharmacy	Specialty Pharmacy	Specialty pharmacy	www.optumrx.com	888-739-5820
Orthofix	DME	DME – Bone Growth Stimulator	www.orthofix.com	800-535-4492

Provider	Specialty	Services	Website	Phone Number
Otto Bock Healthcare	DME	DME – CPM/continuous passive motion, Thermocomp, TENS	www.ottobockus.com	800-328-4058
PerkinElmer Laboratories	Laboratory	Laboratory – Prenatal testing	www.perkinelmer.com	888-762-4000
Poplar Healthcare	Laboratory	Laboratory – Oncometrix, hematopathology, gastrointestinal pathology, dermatopathology, gynecologic pathology	www.poplarhealthcare.com	888-244-7284
Precision Diagnostics	Laboratory	Laboratory – Therapeutic medication monitoring, drug testing	www.precisiondxlab.com	800-635-6901
RespirTech	DME	DME – Respiratory high frequency chest compression oscillation system (vest)	www.respirtech.com	800-793-1261
Rite Aid Pharmacy	Vaccine Program	Vaccine Services – Influenza (Trivalent, Quadrivalent, High Dose, Intradermal), Pneumonia, Zostavax, Tdap, Meningococcal, Hepatitis B TDAP (Tetanus, Diphtheria & Pertussis), Shingles (Zostavax), Meningitis and Hepatitis B (age 18 and up) Worksite Clinics and Retail locations	www.riteaid.com	800-RITEAID / 800-748-3243
Rotech Healthcare – May be known locally by a different name; refer to website	DME	DME – Commodity, oxygen, respiratory	www.rotech.com	See website

Provider	Specialty	Services	Website	Phone Number
Safeway, Inc. d/b/a Safeway, Carrs, Pak’N Save, Pavilions, Randalls, Tom Thumb, Vons	Vaccine Program	Vaccine Services – Influenza (Trivalent, Quadrivalent, High Dose, Intradermal), Pneumonia, Zostavax, Tdap, Meningococcal, Hepatitis B, HPV TDAP (Tetanus, Diphtheria & Pertussis), Shingles (Zostavax), Meningitis, HPV, and Hepatitis B (age 15 and up) Worksite Clinics and Retail locations	www.safeway.com/shopstores/pharmacy	877-723-3929
Sequenom Laboratories	Laboratory	Laboratory – Genetic testing	www.sequenom.com	877-821-7266
ShopKo Pharmacy	Vaccine Program	Vaccine Services – Influenza (Trivalent, Quadrivalent, High Dose, Intradermal), Pneumonia, Zostavax, Tdap, Meningococcal, Hepatitis B, HPV TDAP (Tetanus, Diphtheria & Pertussis), Shingles (Zostavax), Meningitis, HPV, and Hepatitis B (age 15 and up) Worksite Clinics and Retail locations	www.pharmacy.shopko.com/flushots	800-791-7333
StrataDx Pathology	Laboratory	Laboratory – Anatomic pathology – including dermatopathology, gastroenterology, genitourinary, hematology and gynecological pathology	www.stratadx.com	800-325-7284

Provider	Specialty	Services	Website	Phone Number
Therapath Neuropathology	Laboratory	Laboratory – Nerve Pathology (ENFD)	www.therapath.com	800-681-4338
Tobii Dynavox, LLC	DME	DME – Speech generating device	www.dynavoxtech.com/tobii-dynavox	866-396-2869
US Bioservices	Specialty Pharmacy	Specialty Pharmacy – Carticel only	www.usbioservices.com	888-518-7246
Veracyte	Laboratory	Molecular Diagnostics	www.veracyte.com	888-9AFIRMA
Walgreens Healthcare Clinic (f/k/a Take Care Health)	Convenience Care Clinic	Convenience Care Clinic	www.walgreens.com/topic/pharmacy/healthcare-clinic	866-825-3227
Walgreens Immunization (d/b/a Walgreens, Duane Reade, Jim Meyers, Kerr Drug, May’s Drug, Parkway Drug, Super D Drug, The Ryan Pharmacy, USA Drug)	Vaccine Program	Vaccine Services – Influenza (Trivalent, High Dose, Intradermal), Pneumonia, Zostavax, Tdap, Meningococcal, Hepatitis B TDAP (Tetanus, Diphtheria & Pertussis), Shingles (Zostavax), Meningitis and Hepatitis B (age 18 and up) Worksite Clinics and Retail locations	www.walgreens.com/pharmacy/immunization	800-925-4733
Walgreens Specialty Pharmacy	Specialty Pharmacy	Special Pharmacy – Xolair only	www.walgreenshealth.com	888-282-5166
Wheelchair Professionals	DME	DME – Mobility products custom/complex power wheelchairs and seating systems	www.wheelchairprofessionals.com	800-729-0871
ZOLL Lifecore	DME	DME – AED – wearable defibrillator	www.zoll.com	800-543-3267
Zynex Medical	DME	DME – TENS units	www.zynexmed.com	800-495-6670

Provider	Specialty	Services	Website	Phone Number
----------	-----------	----------	---------	--------------

DME – DURABLE MEDICAL EQUIPMENT – Is certain medical equipment that is ordered by your doctor for use at home. DME includes, but is not limited to: wheelchairs, crutches, hospital bed, IV infusion pump, oxygen equipment, nebulizer, and walker.

HOME HEALTH/HOME INFUSION CARE – Can either be a licensed facility or medical personnel that can provide health care services in the home. Services include but are not limited to nursing visits for infusion services or wound care.

LABORATORY – Means diagnostic testing, including routine blood and urine analysis, anatomic pathology, surgical pathology, and specialty or esoteric services.

SPECIALTY PHARMACY PROVIDER – Provides specific drug products directly to customers or physicians.

WOMEN'S HEALTH – Is limited to home uterine monitoring services.



UnitedHealthcare Community Plan does not treat members differently because of sex, age, race, color, disability or national origin.

If you think you were treated unfairly because of your sex, age, race, color, disability or national origin, you can send a complaint to:

Civil Rights Coordinator
UnitedHealthcare Civil Rights Grievance
P.O. Box 30608
Salt Lake City, UTAH 84130
UHC_Civil_Rights@uhc.com

You must send the complaint within 60 days of when you found out about it. A decision will be sent to you within 30 days. If you disagree with the decision, you have 15 days to ask us to look at it again.

If you need help with your complaint, please call the toll-free member phone number listed on your health plan member ID card, TTY 711, Monday through Friday, 8:00 a.m. to 6:00 p.m.

You can also file a complaint with the U.S. Dept. of Health and Human Services.

Online:

<https://ocrportal.hhs.gov/ocr/portal/lobby.jsf>

Complaint forms are available at

<http://www.hhs.gov/ocr/office/file/index.html>

Phone:

Toll-free **1-800-368-1019, 1-800-537-7697** (TDD)

Mail:

U.S. Dept. of Health and Human Services
200 Independence Avenue SW
Room 509F, HHH Building
Washington, D.C. 20201

If you need help with your complaint, please call the toll-free member phone number listed on your member ID card.

We provide free services to help you communicate with us. Such as, letters in other languages or large print. Or, you can ask for an interpreter. To ask for help, please call the toll-free member phone number listed on your health plan member ID card, TTY 711, Monday through Friday, 8:00 a.m. to 6:00 p.m.



UnitedHealthcare Community Plan no da un tratamiento diferente a sus miembros en base a su sexo, edad, raza, color, discapacidad o nacionalidad.

Si usted piensa que ha sido tratado injustamente por razones como su sexo, edad, raza, color, discapacidad o nacionalidad, puede enviar una queja a:

Civil Rights Coordinator
UnitedHealthcare Civil Rights Grievance
P.O. Box 30608
Salt Lake City, UTAH 84130
UHC_Civil_Rights@uhc.com

Usted tiene que enviar la queja dentro de los 60 días de la fecha cuando se enteró de ella. Se le enviará la decisión en un plazo de 30 días. Si no está de acuerdo con la decisión, tiene 15 días para solicitar que la consideremos de nuevo.

Si usted necesita ayuda con su queja, por favor llame al número de teléfono gratuito para miembros que aparece en su tarjeta de identificación del plan de salud, TTY 711, de lunes a viernes, de 8:00 a.m. a 6:00 p.m.

Usted también puede presentar una queja con el Departamento de Salud y Servicios Humanos de los Estados Unidos.

Internet:

<https://ocrportal.hhs.gov/ocr/portal/lobby.jsf>

Formas para las quejas se encuentran disponibles en:

<http://www.hhs.gov/ocr/office/file/index.html>

Teléfono:

Llamada gratuita, **1-800-368-1019, 1-800-537-7697** (TDD)

Correo:

U.S. Department of Health and Human Services
200 Independence Avenue SW
Room 509F, HHH Building
Washington, D.C. 20201

Si necesita ayuda para presentar su queja, por favor llame al número gratuito para miembros anotado en su tarjeta de identificación como miembro.

Ofrecemos servicios gratuitos para ayudarle a comunicarse con nosotros. Tales como, cartas en otros idiomas o en letra grande. O bien, puede solicitar un intérprete. Para pedir ayuda, por favor llame al número de teléfono gratuito para miembros que aparece en su tarjeta de identificación del plan de salud, TTY 711, de lunes a viernes, de 8:00 a.m. a 6:00 p.m.

Table Of Contents

Hospitals	24
Primary Care Providers	25
Specialists.....	36
Dental Providers.....	47
Vision Providers	49
Pharmacy	50
Clinic/Multispecialty Clinic	52
Ancillary Providers.....	53
Behavioral Health Providers.....	54
Behavioral Health Facilities	71
Long Term Care Providers	72
Home And Community Based Service Providers	73
Index.....	78

IMPORTANT:

Providers listed in this directory are current as of May 9, 2017.

Information is subject to change.

Please contact Member Services at 1-877-542-9238 or (TTY/TDD 711).

Kansas	Graham	809 W Bramley St Jetmore, KS 67854 (620) 357-8361 ☎,P,EB,R	Norton	1006 S Jackson St Hugoton, KS 67951 (620) 544-2023 ☎,P,EB,R
Cheyenne	Acute Care Hospital	Kearny	Acute Care Hospital	Thomas
Acute Care Hospital	Graham County Hospital Provider ID 454299001 NPI: 1669519658 114 E Walnut St Hill City, KS 67642 (785) 674-2121 ☎,P,EB,R	Acute Care Hospital	Norton County Hospital Provider ID 691462001 NPI: 1730519174 102 E Holme St Norton, KS 67654 (785) 877-3351 ☎,P,EB,R	Acute Care Hospital
Cheyenne County Hospital Provider ID 127541001 NPI: 1992736458 210 W 1st St Saint Francis, KS 67756 (785) 332-2104 ☎,P,EB,R	Graham County Hospital Provider ID 454299001 NPI: 1669519658 304 W Prout St Hill City, KS 67642 (785) 421-2121 ☎,P,EB,R	Kearny County Hospital Provider ID 159850002 NPI: 1427056803 500 E Thorpe St Lakin, KS 67860 (620) 355-7111 ☎,P,EB,R	Norton County Hospital Provider ID 691462001 NPI: 1801892740 711 N Norton Ave Norton, KS 67654 (785) 877-3305 ☎,P,EB,R	Citizens Medical Center Provider ID 270158001 NPI: 1720524465 100 E College Dr Colby, KS 67701 (785) 462-7511 ☎,P,EB,R
Decatur	Acute Care Hospital	Lane	Acute Care Hospital	Trego
Acute Care Hospital	Grant	Acute Care Hospital	Norton County Hospital Provider ID 691462001 NPI: 1801892740 807 N State St Norton, KS 67654 (785) 877-3305 ☎,P,EB,R	Acute Care Hospital
Decatur Health Systems Provider ID 286164001 NPI: 1619000957 810 W Columbia St Oberlin, KS 67749 (785) 475-2208 ☎,P,EB,R	Acute Care Hospital	Lane County Hospital Provider ID 208718001 NPI: 1417013103 235 W Vine St Dighton, KS 67839 (620) 397-5321 ☎,P,EB,R	Rawlins	Trego County Lemke Memorial Hospital Provider ID 513308001 NPI: 1194830679 320 N 13th St Wakeeney, KS 67672 (785) 743-2182 ☎,P,EB,R
Finney	Acute Care Hospital	Logan	Acute Care Hospital	Wichita
Acute Care Hospital	Greeley	Acute Care Hospital	Rawlins County Health Center Provider ID 401825001 NPI: 1144267881 707 Grant St Atwood, KS 67730 (785) 626-3211 ☎,P,EB,R	Acute Care Hospital
St Catherine Hospital Provider ID 856022001 NPI: 1659360196 401 E Spruce St Garden City, KS 67846 (620) 272-2222 ☎,P,EB,R	Acute Care Hospital	County Of Logan New Frontiers Health Services Provider ID 451980003 NPI: 1821087230 211 Cherry Ave Oakley, KS 67748 (785) 672-3211 ☎,P,EB,R	Sheridan	Wichita Co Health Center Provider ID 185358001 NPI: 1184615338 211 E Earl St Leoti, KS 67861 (620) 375-2222 ☎,P,EB,R
Ford	Acute Care Hospital	Meade	Acute Care Hospital	
Acute Care Hospital	Greeley County Hospital Provider ID 186674001 NPI: 1285742536 320 E Greeley Ave Tribune, KS 67879 (620) 376-4221 ☎,P,EB,R	Acute Care Hospital	Sheridan County Hospital Provider ID 455924001 NPI: 1184635229 826 18th St Hoxie, KS 67740 (785) 675-3281 ☎,P,EB,R	
Minneola District Hospital Provider ID 664614001 NPI: 1013009828 212 Main St Bloom, KS 67865 (620) 885-4264 ☎,P,EB,R	Acute Care Hospital	Meade District Hospital Provider ID 649069001 NPI: 1922004076 510 E Carthage St Meade, KS 67864 (620) 873-2141 ☎,P,EB,R	Sherman	
Minneola District Hospital Provider ID 664614001 NPI: 1013009828 222 Main St Bloom, KS 67865 (620) 885-4202 ☎,P,EB,R	Hamilton	Morton	Acute Care Hospital	
Western Plains Regional Hospital Provider ID 8147001 NPI: 1336231232 100 W Ross Blvd Dodge City, KS 67801 (316) 225-8400 ☎,P,EB,R	Acute Care Hospital	Acute Care Hospital	Goodland Regional Medical Center Provider ID 1617313001 NPI: 1598839045 220 W 2nd St Goodland, KS 67735 (785) 890-3625 ☎,P,EB,R	
Western Plains Regional Hospital Provider ID 8147001 NPI: 1336231232 3001 Avenue A Dodge City, KS 67801 (620) 225-8400 ☎,P,EB,R	Hamilton County Hospital Provider ID 196293001 NPI: 1467624981 700 Huser St Syracuse, KS 67878 (316) 384-7461 ☎,P,EB,R	Morton County Hospital Provider ID 479537002 NPI: 1700943735 445 Hilltop St Elkhart, KS 67950 (620) 697-2141	Stanton	
Western Plains Regional Hospital Provider ID 8147001 NPI: 1336231232 3001 Avenue A Dodge City, KS 67801 (620) 225-8400 ☎,P,EB,R	Haskell	Ness	Acute Care Hospital	
Gove	Acute Care Hospital	Acute Care Hospital	Stanton County Hospital Provider ID 306849001 NPI: 1871695973 404 N Chestnut St Johnson, KS 67855 (620) 492-6250 ☎,P,EB,R	
Acute Care Hospital	Satanta District Hospital Provider ID 425938002 NPI: 1740230549 401 Cheyenne Satanta, KS 67870 (620) 649-2761 ☎,P,EB,R	Grissel Memorial Hospital Provider ID 497020001 NPI: 1295778892 210 S Vermont Ave Ransom, KS 67572 (785) 731-2231 ☎,P,EB,R	Stevens	
Gove County Medical Center Provider ID 528173001 NPI: 1932192465 520 W 5th St Quinter, KS 67752 (785) 754-3341 ☎,P,EB,R	Hodgeman	Ness County Hospital Provider ID 588082001 NPI: 1174614820 312 E Custer St Ness City, KS 67560 (785) 798-2291 ☎,P,EB,R	Acute Care Hospital	
	Acute Care Hospital		Stevens County Hospital Provider ID 347101001 NPI: 1093774762	
	Hodgeman County Health Center Provider ID 162716001 NPI: 1821098252			

Unless noted, all providers have regular office hours (M-F, 8 am- 5pm) and accept new patients. All providers are proficient in English unless otherwise noted.

Primary Care Providers

Kansas - Finney

Kansas

210 W 1st St
Saint Francis, KS 67756
(785) 332-2104 ☎,P,EB,R
M-F 7:00 AM-5:00 PM

Hospital Affiliations:
Cheyenne County Hospital

Cheyenne

Family Practice

Brown, Megan E, MD, (F), B
Cheyenne County Public Health
Provider ID 3324999001

NPI: 1821389180
210 W 1st St
Saint Francis, KS 67756
(785) 332-2104 ☎,P,EB,R
M-Su 12:01 AM-11:59 PM
Hospital Affiliations:
Cheyenne County Hospital
Salina Regional Health Center

Brown, Megan E, MD, (F), B
Cheyenne County Public Health
Provider ID 3324999002

NPI: 1821389180
221 W 1st St
Saint Francis, KS 67756
(785) 332-2682 ☎,P,EB,R
M-Th 8:00 AM-6:00 PM
F 9:00 AM-4:00 PM
Sa 9:00 AM-12:00 PM
Hospital Affiliations:
Cheyenne County Hospital
Salina Regional Health Center

Daise, Travis, MD, (M), B
Cheyenne County Clinic Bird City
Provider ID 2450855003

NPI: 1184621997
210 W 1st St
Saint Francis, KS 67756
(785) 332-2104 ☎,P,EB,R
M-Su 12:01 AM-11:59 PM
Hospital Affiliations:
Goodland Regional Medical Center

Walz, Dallas C, MD, (M), B
Cheyenne County Hospital/Prof Fees
Provider ID 3701073002

NPI: 1043578834
210 W 1st St
Saint Francis, KS 67756
(785) 332-2104 ☎,P,EB,R
Hospital Affiliations:
Cheyenne County Hospital
Salina Regional Health Center

Walz, Dallas C, MD, (M), B
Cheyenne County Hospital/Prof Fees
Provider ID 3701073004

NPI: 1043578834
221 W 1st St
Saint Francis, KS 67756
(785) 332-2682 ☎,P,EB,R
Hospital Affiliations:
Cheyenne County Hospital
Salina Regional Health Center

Walz, Dallas C, MD, (M), B
Cheyenne County Hospital/Prof Fees
Provider ID 3701073005

NPI: 1043578834
221 W 4th St
Bird City, KS 67731
(785) 734-2306 ☎,P,EB,R
Hospital Affiliations:
Cheyenne County Hospital
Salina Regional Health Center

Physician Assistant

Jewell-Broughman, Dana G, PA, (F), B
Cheyenne County Public Health
Provider ID 2985952009

NPI: 1922086917

Jewell-Broughman, Dana G, PA, (F), B
Cheyenne County Public Health
Provider ID 2985952007

NPI: 1922086917
221 W 1st St
Saint Francis, KS 67756
(785) 332-2682 ☎,P,EB,R
M-F 8:00 AM-6:00 PM
Hospital Affiliations:
Cheyenne County Hospital

Jewell-Broughman, Dana G, PA, (F), B
Cheyenne County Public Health
Provider ID 2985952010

NPI: 1922086917
221 W 4th St
Bird City, KS 67731
(785) 734-2306 ☎,P,EB,R
M-F 9:00 AM-12:00 PM
Hospital Affiliations:
Cheyenne County Hospital

Molstad, Jerome M, PA, (M), B
Cheyenne County Hospital/Prof Fees
Provider ID 2776710006

NPI: 1578500286
210 W 1st St
Saint Francis, KS 67756
(785) 332-2104 ☎,P,EB,R
Hospital Affiliations:
Centerpoint Medical Center
Hays Medical Center
Lees Summit Medical Center
Saint Lukes East Hospital-lees
Summit
St Marys Medical Center

Raile, Kristle E, PA, (F), B
Cheyenne County Public Health
Provider ID 2862758002

NPI: 1568641900
210 W 1st St
Saint Francis, KS 67756
(785) 332-2104 ☎,P,EB,R
M-F 7:00 AM-5:00 PM

Raile, Kristle E, PA, (F), B
Cheyenne County Public Health
Provider ID 2862758003

NPI: 1568641900
221 W 1st St
Saint Francis, KS 67756
(785) 332-2682 ☎,P,EB,R
M-F 8:00 AM-6:00 PM

Raile, Kristle, PA, (F), B
Cheyenne County Public Health
Provider ID 2862758005

NPI: 1568641900
221 W 4th St
Bird City, KS 67731
(785) 734-2306 ☎,P,EB,R
M-F 9:00 AM-12:00 PM

Raile, Tyler M, PA, (M), B
Cheyenne County Public Health
Provider ID 2862748001

NPI: 1396924270
210 W 1st St
Saint Francis, KS 67756
(785) 332-2104 ☎,P,EB,R
M-F 7:00 AM-5:00 PM
Hospital Affiliations:
Cheyenne County Hospital

Raile, Tyler M, PA, (M), B
Cheyenne County Public Health
Provider ID 2862748004

NPI: 1396924270

221 W 1st St
Saint Francis, KS 67756
(785) 332-2682 ☎,P,EB,R
M-Th 8:00 AM-6:00 PM
F 9:00 AM-4:00 PM
Sa 9:00 AM-12:00 PM

Hospital Affiliations:
Cheyenne County Hospital

Raile, Tyler M, PA, (M), B
Cheyenne County Public Health
Provider ID 2862748005

NPI: 1396924270
221 W 4th St
Bird City, KS 67731
(785) 734-2306 ☎,P,EB,R
Hospital Affiliations:
Cheyenne County Hospital

Rural Health Clinic

Cheyenne County Clinic Bird City
Provider ID 2851606001

NPI: 1417988932
233 W 4th St
Bird City, KS 67731
(785) 332-2104 ☎,P,EB,R

Cheyenne County Clinic St Francis
Provider ID 3597267001

NPI: 1982644936
221 W 1st St
Saint Francis, KS 67756
(785) 332-2682 ☎,P,EB,R

Clark

Nurse Practitioner

Sirois, Jonell R, NP, (F), B
Ashland Health Center
Provider ID 2977509001

NPI: 1639147747
529 7th Ave
Ashland, KS 67831
(620) 635-2222 ☎,P,EB,R
Not Accepting New Patients
Hospital Affiliations:
Kiowa County Memorial Hospital

Rural Health Clinic

Ashland Health Center
Provider ID 3553977003

NPI: 1659466357
529 7th Ave
Ashland, KS 67831
(620) 635-2222 ☎,P,EB,R

Decatur

Nurse Practitioner

Mathews, Melissa, NP, (F), B
Decatur Health Systems
Provider ID 6307556001

NPI: 1205371150
902 W Columbia St
Oberlin, KS 67749
(785) 475-2015 ☎,P,EB,R
Hospital Affiliations:
Decatur Health Systems

Physician Assistant

Kaltenbaeck, Lillian, PA, (F), B
Decatur Health Systems Prof Fees
Provider ID 3264748004

NPI: 1518272715

810 W Columbia St
Oberlin, KS 67749
(785) 475-2208 ☎,P,EB,R

Languages Spoken:
Provider: Spanish
Hospital Affiliations:
Decatur Health Systems
Meade District Hospital

Lathrop, Erin E, PA, (F), B
Decatur Health Systems
Provider ID 5716808001

NPI: 1821468034
810 W Columbia St
Oberlin, KS 67749
(785) 475-2208 ☎,P,EB,R
Hospital Affiliations:
Decatur Health Systems

Reynolds-Lorentz, Amber L, PA, (F), B
Decatur Family Practice Clinic
Provider ID 5124161002

NPI: 1023426202
810 W Columbia St
Oberlin, KS 67749
(785) 475-2015 ☎,P,EB,R
Hospital Affiliations:
Decatur Health Systems

Reynolds-Lorentz, Amber L, PA, (F), B
Decatur Health Systems
Provider ID 5124161001

NPI: 1023426202
902 W Columbia St
Oberlin, KS 67749
(785) 475-2015 ☎,P,EB,R
Hospital Affiliations:
Decatur Health Systems

Rural Health Clinic

Decatur Family Practice Clinic
Decatur Health Systems
Provider ID 3545685001

NPI: 1013222629
810 W Columbia St
Oberlin, KS 67749
(785) 475-2015 ☎,P,EB,R

Decatur Family Practice Clinic
Decatur Health Systems
Provider ID 3545685002

NPI: 1013222629
902 W Columbia St
Oberlin, KS 67749
(785) 475-2221 ☎,P,EB,R

Finney

Advanced Registered Nurse Practitioner

Cochran, Janet J, NP, (F)
St Catherine Physician Services
Provider ID 3584076004

NPI: 1407954977
311 E Spruce St
Garden City, KS 67846
(620) 271-3157 ☎,P,EB,R
M-F 9:00 AM-5:00 PM
Sa 8:00 AM-5:00 PM
Hospital Affiliations:
Hays Medical Center
Hodgeman County Health Center

Harding, Janelle R, NP, (F)
Women's Clinic
Provider ID 1729107004

NPI: 1801889597
115 N Main St
Garden City, KS 67846
(620) 275-9752 ☎,P,EB,R
Hospital Affiliations:
Hodgeman County Health Center

Family Nurse Practitioner

Bailes, Tammy, FNP, (F)
Plaza Medical Center
Provider ID 3084192002

NPI: 1821247131
911 N Main St
Garden City, KS 67846
(620) 765-5925 ☎,P,EB,R
Not Accepting New Patients

Gonzalez, Olga L, NP, (F)
St Catherine Hospital/Prof Fees
Provider ID 5264954001

NPI: 1609275312
311 E Spruce St
Garden City, KS 67846
(620) 271-3170 ☎,P,EB,R

Gonzalez, Olga L, NP, (F)
St Catherine Hospital/Prof Fees
Provider ID 5264954002

NPI: 1609275312
401 E Spruce St
Garden City, KS 67846
(620) 272-2222 ☎,P,EB,R

White, Mary E, FNP, (F)
St Catherine Hospital/Prof Fees
Provider ID 3364373001

NPI: 1780991372
311 E Spruce St
Garden City, KS 67846
(620) 272-2222 ☎,P,EB,R
Not Accepting New Patients
Hospital Affiliations:
St Catherine Hospital

White, Mary E, FNP, (F)
St Catherine Emergency Physicians
Provider ID 3364373002

NPI: 1780991372
401 E Spruce St
Garden City, KS 67846
(620) 272-2222 ☎,P,EB,R
Not Accepting New Patients
Hospital Affiliations:
St Catherine Hospital

Wilhelm, Carmen L, FNP, (F)
St Catherine Physician Services
Provider ID 3084196003

NPI: 1427235738
115 N Main St
Garden City, KS 67846
(620) 272-2222 ☎,P,EB,R

Wilhelm, Carmen L, FNP, (F)
St Catherine Emergency Physicians
Provider ID 3084196002

NPI: 1427235738
401 E Spruce St
Garden City, KS 67846
(620) 272-2222 ☎,P,EB,R
Not Accepting New Patients

Wilhelm, Carmen, FNP, (F)
St Catherine Physician Services
Provider ID 3084196001

NPI: 1427235738
311 E Spruce St
Garden City, KS 67846
(620) 272-2222 ☎,P,EB,R

Family Practice

Appling, Jon S, MD, (M), B
Um Western Kansas Mexican
American (FQHC)

Provider ID 1853748011
NPI: 1619127495
122 E Laurel St
Garden City, KS 67846
(620) 271-7400 ☎,P,EB,R
Hospital Affiliations:
Bob Wilson Memorial Hospital
Stanton County Hospital

☎ = Wheelchair Accessible 🚶 = Provider is within one (1) mile of public transportation B = Board Certified
P = Parking EB = Exterior Building IB = Interior Building R = Restroom E = Exam Room
T = Exam Table/Scale/Chairs G = Gurneys & Stretchers PL = Portable Lifts RE = Radiologic Equipment
S = Signage & Documents

Appling, Jon S, MD, (M), B
Um Western Kansas Mexican
American (FQHC)
Provider ID 1853748007

NPI: 1619127495
 712a Saint John St
 Garden City, KS 67846
 (620) 275-1766 ☎P,EB,R
 Hospital Affiliations:
 Bob Wilson Memorial Hospital
 Stanton County Hospital

Booker, Scott D, DO, (M), B
Plaza Medical Center
Provider ID 2985414001

NPI: 1447216411
 911 N Main St Ste 1
 Garden City, KS 67846
 (620) 276-8201 ☎P,EB,R
 Not Accepting New Patients
 Hospital Affiliations:
 St Catherine Hospital

Gilbert, Lisa M, MD, (F), B
Um Western Kansas Mexican
American (FQHC)
Provider ID 3412297008

NPI: 1396973848
 712a Saint John St
 Garden City, KS 67846
 (620) 275-1766 ☎P,EB,R
 M-Th 8:30 AM-5:00 PM
 F 8:30 AM-4:00 PM
 Hospital Affiliations:
 Via Christi Hospitals Wichita

Hinojosa, Jose L, MD, (M), B
St Catherine Hospital/Prof Fees
Provider ID 827888003

NPI: 1548358013
 311 E Spruce St
 Garden City, KS 67846
 (620) 272-2222 ☎P,EB,R
 Hospital Affiliations:
 Rio Grande Regional Hospital
 Stanton County Hospital

Hinojosa, Jose L, MD, (M), B
St Catherine Hospital/Prof Fees
Provider ID 827888004

NPI: 1548358013
 401 E Spruce St
 Garden City, KS 67846
 (620) 272-2222 ☎P,EB,R
 Hospital Affiliations:
 Rio Grande Regional Hospital
 Stanton County Hospital

Hunsberger, Terry R, DO, (M), B
St Catherine Hospital/Prof Fees
Provider ID 1617784002

NPI: 1619929825
 311 E Spruce St Ste 3a
 Garden City, KS 67846
 (620) 275-3702 ☎P,EB,R
 Hospital Affiliations:
 St Catherine Hospital

Jackson, Michael D, MD, (M), B
St Catherine Hospital/Prof Fees
Provider ID 992031001

NPI: 1255383741
 311 E Spruce St Ste 3b
 Garden City, KS 67846
 (620) 271-3080 ☎P,EB,R
 Hospital Affiliations:
 St Catherine Hospital

Jackson, Michael D, MD, (M), B
St Catherine Emergency Physicians
Provider ID 992031005

NPI: 1255383741
 401 E Spruce St
 Garden City, KS 67846
 (877) 485-4474 ☎P,EB,R
 M,Tu,W,F 9:00 AM-4:00 PM
 Th 8:00 AM-5:00 PM

Not Accepting New Patients
 Hospital Affiliations:
 St Catherine Hospital

Johnson, Douglas E, DO, (M), B
Um Western Kansas Mexican
American (FQHC)
Provider ID 2267827007

NPI: 1225039118
 712 Saint John St
 Garden City, KS 67846
 (620) 275-1766 ☎P,EB,R
 Hospital Affiliations:
 Bob Wilson Memorial Hospital

Koksal, Thomas L, MD, (M), B
Plaza Medical Center
Provider ID 2682083001

NPI: 1871559369
 911 N Main St Ste 1
 Garden City, KS 67846
 (620) 276-8201 ☎P,EB,R
 Not Accepting New Patients
 Hospital Affiliations:
 St Catherine Hospital

Olson, Richard, MD, (M), B
Um Western Kansas Mexican
American (FQHC)
Provider ID 5441882003

NPI: 1619263175
 712 Saint John St
 Garden City, KS 67846
 (620) 275-1766 ☎P,EB,R

Roderick, Jeremy B, DO, (M), B
Plaza Medical Center
Provider ID 3129895001

NPI: 1598986127
 911 N Main St Ste 1
 Garden City, KS 67846
 (620) 276-8201 ☎P,EB,R
 Not Accepting New Patients
 Hospital Affiliations:
 St Catherine Hospital

Schowengerdt, Andrew W, MD, (M), B
St Catherine Hospital/Prof Fees
Provider ID 904826004

NPI: 1881676112
 311 E Spruce St
 Garden City, KS 67846
 (620) 275-3702 ☎P,EB,R
 Hospital Affiliations:
 Western Plains Regional Hospital

Schowengerdt, Andrew W, MD, (M), B
St Catherine Physician Services
Provider ID 904826006

NPI: 1881676112
 401 E Spruce St
 Garden City, KS 67846
 (620) 272-2222 ☎P,EB,R
 Hospital Affiliations:
 Western Plains Regional Hospital

Sharma, Rishi, MD, (M), B
St Catherine Emergency Physicians
Provider ID 3201939002

NPI: 1801084736
 401 E Spruce St
 Garden City, KS 67846
 (877) 485-4474 ☎P,EB,R
 Not Accepting New Patients
 Hospital Affiliations:
 Memorial Medical Center
 St Johns Hospital

Strandmark, Nathan A, DO, (M), B
Plaza Medical Center
Provider ID 2859933001

NPI: 1457428518
 911 N Main St Ste 1
 Garden City, KS 67846
 (620) 276-8201 ☎P,EB,R
 Not Accepting New Patients
 Hospital Affiliations:
 St Catherine Hospital

Strandmark, Nathan, DO, (M), B
Gc Rehab
Provider ID 2859933005

NPI: 1457428518
 401 E Spruce St
 Garden City, KS 67846
 (620) 272-2222 ☎P,EB,R
 Hospital Affiliations:
 St Catherine Hospital

Stucky, Bryan K, MD, (M), B
Plaza Medical Center
Provider ID 3465595001

NPI: 1518195213
 911 N Main St Ste 2
 Garden City, KS 67846
 (620) 276-8201 ☎P,EB,R
 Not Accepting New Patients
 Hospital Affiliations:
 St Catherine Hospital

Federally Qualified Health Care Agency

Um Western Kansas Mexican
American (FQHC)
Provider ID 3487680011

NPI: 1164619136
 401 E Spruce St
 Garden City, KS 67846
 (620) 275-1766 ☎P,EB,R

Um Western Kansas Mexican
American (FQHC)
Provider ID 3487680001

NPI: 1164619136
 712 Saint John St
 Garden City, KS 67846
 (620) 272-0570 ☎P,EB,R

Um Western Kansas Mexican
American (FQHC)
Provider ID 3487680017

NPI: 1164619136
 712a Saint John St
 Garden City, KS 67846
 (620) 275-1766 ☎P,EB,R

Um Western Kansas Mexican
American (FQHC)
Provider ID 3487680014

NPI: 1164619136
 712b Saint John St
 Garden City, KS 67846
 (504) 111-2122 ☎P,EB,R

General Practice

Keesling, Shelly R, PA, (F), B
St Catherine Hospital/Prof Fees
Provider ID 5302547007

NPI: 1356743835
 311 E Spruce St
 Garden City, KS 67846
 (620) 275-3035 ☎P,EB,R

Keesling, Shelly R, PA, (F), B
St Catherine Hospital/Prof Fees
Provider ID 5302547006

NPI: 1356743835
 401 E Spruce St
 Garden City, KS 67846
 (620) 272-2222 ☎P,EB,R

Internal Medicine

Clark, Robert L, MD, (M), B
St Catherine Physician Services
Provider ID 1051259004

NPI: 1508850181

115 N Main St
 Garden City, KS 67846
 (620) 272-2222 ☎P,EB,R

Hospital Affiliations:
 Eastern New Mexico Medical Center
 Highline Medical Center
 Presbyterian Espanola Hospital
 Regional Hospital
 Regional Hospital For Respiratory And Complex C
 St Clare Hospital
 Swedish Medical Center
 Valley Medical Center

Clark, Robert L, MD, (M), B
St Catherine Physician Services
Provider ID 1051259002

NPI: 1508850181
 311 E Spruce St
 Garden City, KS 67846
 (620) 272-2222 ☎P,EB,R
 Hospital Affiliations:
 Eastern New Mexico Medical Center
 Highline Medical Center
 Presbyterian Espanola Hospital
 Regional Hospital
 Regional Hospital For Respiratory And Complex C
 St Clare Hospital
 Swedish Medical Center
 Valley Medical Center

Clark, Robert L, MD, (M), B
St Catherine Physician Services
Provider ID 1051259005

NPI: 1508850181
 401 E Spruce St
 Garden City, KS 67846
 (620) 272-2222 ☎P,EB,R
 M-F 9:00 AM-5:00 PM
 Hospital Affiliations:

Eastern New Mexico Medical Center
 Highline Medical Center
 Presbyterian Espanola Hospital
 Regional Hospital
 Regional Hospital For Respiratory And Complex C
 St Clare Hospital
 Swedish Medical Center
 Valley Medical Center

Hansen, Frank W, MD, (M), B
St Catherine Emergency Physicians
Provider ID 1077889004

NPI: 1083666291
 401 E Spruce St
 Garden City, KS 67846
 (620) 272-2222 ☎P,EB,R
 Not Accepting New Patients
 Hospital Affiliations:
 St Catherine Hospital

Mangosing, Edward L, MD, (M), B
St Catherine Hospital/Prof Fees
Provider ID 2268474001

NPI: 1336191733
 311 E Spruce St Ste 3b
 Garden City, KS 67846
 (620) 275-3710 ☎P,EB,R
 Hospital Affiliations:
 St Catherine Hospital

Mangosing, Edward L, MD, (M), B
St Catherine Emergency Physicians
Provider ID 2268474004

NPI: 1336191733
 401 E Spruce St
 Garden City, KS 67846
 (620) 275-3702 ☎P,EB,R
 Not Accepting New Patients
 Hospital Affiliations:
 St Catherine Hospital

Mangosing, Edward L, MD, (M), B
St Catherine Physician Services
Provider ID 2268474003

NPI: 1336191733
 410 E Spruce St
 Garden City, KS 67846
 (620) 275-3700 ☎P,EB,R
 Hospital Affiliations:
 St Catherine Hospital

Ramesh, Geetha, MD, (F), B
St Catherine Emergency Physicians
Provider ID 3588488002

NPI: 1114175668
 401 E Spruce St
 Garden City, KS 67846
 (888) 447-2450 ☎P,EB,R
 Not Accepting New Patients
 Hospital Affiliations:
 St Catherine Hospital

Rosin, Robert L, MD, (M), B
St Catherine Physician Services
Provider ID 904868005

NPI: 1124058755
 311 E Spruce St
 Garden City, KS 67846
 (620) 272-2222 ☎P,EB,R
 M-F 9:00 AM-5:00 PM
 Hospital Affiliations:
 Great Bend Regional Hospital
 Hays Medical Center

Rosin, Robert L, MD, (M), B
St Catherine Hospital/Prof Fees
Provider ID 904868006

NPI: 1124058755
 401 E Spruce St
 Garden City, KS 67846
 (620) 275-3702 ☎P,EB,R
 Hospital Affiliations:
 Great Bend Regional Hospital
 Hays Medical Center

Nurse Practitioner

Algrim, Melanie A, NP, (F), B
Plaza Medical Center
Provider ID 340870001

NPI: 1093760530
 911 N Main St Ste 1
 Garden City, KS 67846
 (620) 276-8201 ☎P,EB,R
 Not Accepting New Patients

Clark, Paula F, NP, (F), B
Um Western Kansas Mexican
American (FQHC)
Provider ID 4119123002

NPI: 1366867400
 712a Saint John St
 Garden City, KS 67846
 (620) 275-1766 ☎P,EB,R
 M-Th 8:30 AM-5:00 PM
 F 8:30 AM-4:00 PM

Cundiff, Randall, NP, (M), B
St Catherine Physician Services
Provider ID 2565223005

NPI: 1104877760
 115 N Main St
 Garden City, KS 67846
 (620) 272-2222 ☎P,EB,R
 M-F 9:00 AM-5:00 PM

Cundiff, Randall, NP, (M), B
St Catherine Physician Services
Provider ID 2565223006

NPI: 1104877760
 311 E Spruce St
 Garden City, KS 67846
 (620) 272-2222 ☎P,EB,R
 M-F 9:00 AM-5:00 PM

Cundiff, Randall, NP, (M), B
St Catherine Physician Services
Provider ID 2565223007

NPI: 1104877760

Unless noted, all providers have regular office hours (M-F, 8 am- 5pm) and accept new patients. All providers are proficient in English unless otherwise noted.

Primary Care Providers

401 E Spruce St
Garden City, KS 67846
(620) 272-2222 ☎,P,EB,R
M-F 9:00 AM-5:00 PM

Davis, Heidi A, NP, (F), B
Um Western Kansas Mexican
American (FQHC)
Provider ID 3415145001

NPI: 1366725020
712 Saint John St
Garden City, KS 67846
(620) 272-0570 ☎,P,EB,R
Not Accepting New Patients

Gleason-Garcia, Lottie, NP, (F), B
St Catherine Hospital/Prof Fees
Provider ID 5795282001
NPI: 1619341625
311 E Spruce St
Garden City, KS 67846
(620) 275-3035 ☎,P,EB,R

Gleason-Garcia, Lottie, NP, (F), B
St Catherine Hospital/Prof Fees
Provider ID 5795282002
NPI: 1619341625

401 E Spruce St
Garden City, KS 67846
(620) 272-2222 ☎,P,EB,R

Gonzalez, Olga L, NP, (F), B
St Catherine Hospital/Prof Fees
Provider ID 5264954001
NPI: 1609275312

311 E Spruce St
Garden City, KS 67846
(620) 271-3170 ☎,P,EB,R

Gonzalez, Olga L, NP, (F), B
St Catherine Hospital/Prof Fees
Provider ID 5264954002
NPI: 1609275312
401 E Spruce St
Garden City, KS 67846
(620) 272-2222 ☎,P,EB,R

Meisel, Tamara T, NP, (F), B
Um Western Kansas Mexican
American (FQHC)
Provider ID 2716248002

NPI: 1417942186
712a Saint John St
Garden City, KS 67846
(620) 275-1766 ☎,P,EB,R
M-Th 8:30 AM-5:00 PM
F 8:30 AM-4:00 PM
Hospital Affiliations:
Kearny County Hospital

Rodela, Hugo, NP, (M), B
St Catherine Hospital/Prof Fees
Provider ID 5834640015
NPI: 1396151775

401 E Spruce St
Garden City, KS 67846
(620) 272-2222 ☎,P,EB,R
Hospital Affiliations:
Kansas Heart Hospital
Select Specialty Hospital Wichita
Via Christi Hospital Wichita St
Teresa
Wesley Medical Center
Western Plains Regional Hospital

Schoen, Leigh A, NP, (M), B
St Catherine Hospital/Prof Fees
Provider ID 2985965003
NPI: 1669453130

401 E Spruce St
Garden City, KS 67846
(620) 272-2222 ☎,P,EB,R
Hospital Affiliations:
Western Plains Regional Hospital

Worf, Terri J, NP, (F), B
St Catherine Hospital/Prof Fees
Provider ID 2985418004
NPI: 1477519924

401 E Spruce St
Garden City, KS 67846
(620) 272-2222 ☎,P,EB,R
Hospital Affiliations:
St Catherine Hospital

Obstetrics & Gynecology

Hall, Richard R, MD, (M)
St Catherine Physician Services
Provider ID 1969511001

NPI: 1710950332
115 N Main St
Garden City, KS 67846
(620) 275-9634 ☎,P,EB,R
Does Not Accept Male Patients
Hospital Affiliations:
Spectrum Health Big Rapids
Hospital
St Catherine Hospital
Twin Rivers Regional Med Center

Pediatrics

Altamirano, Leo C, MD, (M), B
St Catherine Hospital/Prof Fees
Provider ID 2742500001

NPI: 1184677403
311 E Spruce St
Garden City, KS 67846
(620) 275-3058 ☎,P,EB,R
Hospital Affiliations:
Mary Washington Hospital

Altamirano, Leo C, MD, (M), B
St Catherine Hospital/Prof Fees
Provider ID 2742500007

NPI: 1184677403
401 E Spruce St
Garden City, KS 67846
(620) 275-3702 ☎,P,EB,R
Hospital Affiliations:
Mary Washington Hospital

Byrnes, Lindsay J, MD, (F), B
St Catherine Physician Services
Provider ID 3106060001

NPI: 1609060953
311 E Spruce St
Garden City, KS 67846
(620) 272-2222 ☎,P,EB,R
M-F 9:00 AM-5:00 PM
Hospital Affiliations:
St Catherine Hospital
University Of Minnesota Medical
Center F
University Of Mn Medical Center
Fairview

Doyle, Elizabeth A, MD, (F), B
St Catherine Physician Services
Provider ID 2859118002

NPI: 1750509378
311 E Spruce St
Garden City, KS 67846
(620) 275-3730 ☎,P,EB,R
Hospital Affiliations:
St Catherine Hospital

Shull, Michael W, DO, (M), B
St Catherine Physician Services
Provider ID 1769478004

NPI: 1427000900
115 N Main St
Garden City, KS 67846
(620) 272-2222 ☎,P,EB,R
Hospital Affiliations:
St Catherine Hospital

Shull, Michael W, DO, (M), B
St Catherine Hospital/Prof Fees
Provider ID 1769478001
NPI: 1427000900

311 E Spruce St Ste 3b
Garden City, KS 67846
(620) 272-2222 ☎,P,EB,R
Hospital Affiliations:
St Catherine Hospital

Shull, Michael W, DO, (M), B
St Catherine Physician Services
Provider ID 1769478005

NPI: 1427000900
401 E Spruce St
Garden City, KS 67846
(620) 272-2222 ☎,P,EB,R
Hospital Affiliations:
St Catherine Hospital

Smith, Lyle D, MD, (M), B
St Catherine Hospital/Prof Fees
Provider ID 1081987004

NPI: 1508847062
311 E Spruce St
Garden City, KS 67846
(620) 275-3702 ☎,P,EB,R
Hospital Affiliations:
Western Plains Regional Hospital

Smith, Lyle D, MD, (M), B
St Catherine Physician Services
Provider ID 1081987005

NPI: 1508847062
410 E Walnut St
Garden City, KS 67846
(620) 227-1206 ☎,P,EB,R
Hospital Affiliations:
Western Plains Regional Hospital

Zauche, James T, MD, (M), B
St Catherine Hospital/Prof Fees
Provider ID 1769484001

NPI: 1659323947
311 E Spruce St Ste 3b
Garden City, KS 67846
(620) 275-3702 ☎,P,EB,R
Hospital Affiliations:
St Catherine Hospital

Physician Assistant

Baker, Ashley M, PA, (F), B
Um Western Kansas Mexican
American (FQHC)
Provider ID 3603757002

NPI: 1891048633
712a Saint John St
Garden City, KS 67846
(620) 275-1766 ☎,P,EB,R

Baughman, Jessica J, PA, (F), B
St Catherine Hospital/Prof Fees
Provider ID 6177217001

NPI: 1174076152
311 E Spruce St
Garden City, KS 67846
(620) 272-2222 ☎,P,EB,R

Fry, Jena L, PA, (F), B
Um Western Kansas Mexican
American (FQHC)
Provider ID 3461748001

NPI: 1811909609
712a Saint John St
Garden City, KS 67846
(620) 275-1766 ☎,P,EB,R

Fry, Jena L, PA, (F), B
Um Western Kansas Mexican
American (FQHC)
Provider ID 3461748003

NPI: 1811909609
712b Saint John St
Garden City, KS 67846
(620) 275-1766 ☎,P,EB,R

Keesling, Shelly R, PA, (F), B
St Catherine Hospital/Prof Fees
Provider ID 5302547007

NPI: 1356743835

311 E Spruce St
Garden City, KS 67846
(620) 275-3035 ☎,P,EB,R

Keesling, Shelly R, PA, (F), B
St Catherine Hospital/Prof Fees
Provider ID 5302547006

NPI: 1356743835
401 E Spruce St
Garden City, KS 67846
(620) 272-2222 ☎,P,EB,R

Vail, Mark J, PA, (M), B
Kansas Orthopaedic Center
Provider ID 5293208002

NPI: 1649668914
101 E Fulton St
Garden City, KS 67846
(316) 838-2020 ☎,P,EB,R
Not Accepting New Patients

Ford

Advanced Registered Nurse
Practitioner

Conant, Denise, NP, (F)
Pratt Internal Medicine Group
Provider ID 2985935002

NPI: 1033118823
2300 N 14th Ave Ste 104
Dodge City, KS 67801
(620) 225-7744 ☎,P,EB,R
M-Th 8:00 AM-5:00 PM
F 8:00 AM-12:00 PM
Not Accepting New Patients
Hospital Affiliations:
Western Plains Regional Hospital

Harding, Janelle R, NP, (F)
C And S Medical Clinic
Provider ID 1729107002

NPI: 1801889597
2200 Summerlon Cir Ste A
Dodge City, KS 67801
(620) 408-9700 ☎,P,EB,R
Not Accepting New Patients
Hospital Affiliations:
Hodgeman County Health Center

Harding, Janelle, NP, (F)
Hodgeman City Health Center Pro
Fee

Provider ID 1729107001
NPI: 1801889597
205 Hall St
Spearville, KS 67876
(620) 357-2963 ☎,P,EB,R
Hospital Affiliations:
Hodgeman County Health Center

Family Practice

Algrim, Samantha J, MD, (F), B
Family Practice Associates (Rhc)
Provider ID 5259969002

NPI: 1831452531
120 W Ross Blvd
Dodge City, KS 67801
(620) 225-1650 ☎,P,EB,R
M-F 8:30 AM-5:00 PM
Hospital Affiliations:
Western Plains Regional Hospital

Appling, Jon S, MD, (M), B
Um Western Kansas Mexican
American (FQHC)
Provider ID 1853748009

NPI: 1619127495
1700 Avenue E
Dodge City, KS 67801
(620) 225-6821 ☎,P,EB,R
Hospital Affiliations:
Bob Wilson Memorial Hospital
Stanton County Hospital

Clark, Robert T, MD, (M), B
Hodgeman City Health Center Pro
Fee

Provider ID 2696621008
NPI: 1811903560
205 Hall St
Spearville, KS 67876
(620) 385-2963 ☎,P,EB,R
Languages Spoken:
Provider: Spanish
Hospital Affiliations:
Hodgeman County Health Center
Trego County Lemke Memorial
Hospital
Yoakum County Hospital

Conant, Merrill R, MD, (M), B
Family Practice Associates (Rhc)
Provider ID 12316002

NPI: 1194780445
120 W Ross Blvd
Dodge City, KS 67801
(620) 225-1650 ☎,P,EB,R
M,Th,F 9:00 AM-5:00 PM
Tu 9:00 AM-6:00 PM
W 9:00 AM-12:00 PM
Hospital Affiliations:
Western Plains Regional Hospital

Conant, Merrill R, MD, (M), B
Southwest Kansas Er Phycs
Provider ID 12316001

NPI: 1194780445
3001 Avenue A
Dodge City, KS 67801
(620) 225-8400 ☎,P,EB,R
Hospital Affiliations:
Western Plains Regional Hospital

Conard, Shawn L, MD, (M), B
Minneola Community Clinic
Provider ID 2471480003

NPI: 1073511051
101 N Ford Ave Ste 625
Bucklin, KS 67834
(620) 826-3266 ☎,P,EB,R
M-Th 8:30 AM-5:00 PM
F 8:30 AM-12:00 PM
Not Accepting New Patients
Hospital Affiliations:
Minneola District Hospital
Muleshoe Area Medical Center

Conard, Shawn L, MD, (M), B
Minneola Community Clinic
Provider ID 2471480002

NPI: 1073511051
212 Main St Ste 127
Bloom, KS 67865
(620) 885-4202 ☎,P,EB,R
Not Accepting New Patients
Hospital Affiliations:
Minneola District Hospital
Muleshoe Area Medical Center

Conard, Shawn L, MD, (M), B
Minneola Community Clinic
Provider ID 2471480001

NPI: 1073511051
222 Main St
Bloom, KS 67865
(620) 885-4202 ☎,P,EB,R
M-F 8:30 AM-5:00 PM
Not Accepting New Patients
Hospital Affiliations:
Minneola District Hospital
Muleshoe Area Medical Center

Dillard, Robert H, MD, (M), B
Southwest Kansas Er Phycs
Provider ID 2853344001

NPI: 1750463196
3001 Avenue A
Dodge City, KS 67801
(785) 623-5000 ☎,P,EB,R

☎ = Wheelchair Accessible 🚶 = Provider is within one (1) mile of public transportation B = Board Certified
P = Parking EB = Exterior Building IB = Interior Building R = Restroom E = Exam Room
T = Exam Table/Scale/Chairs G = Gurneys & Stretchers PL = Portable Lifts RE = Radiologic Equipment
S = Signage & Documents

Green, Charles R, MD, (M), B
Emergency Services Of Ks
Provider ID 2439518007
 NPI: 1568499267
 3001 Avenue A
 Dodge City, KS 67801
 (316) 685-6236 ☎,P,EB,R
 Hospital Affiliations:
 Newton Medical Center
 Susan B Allen Memorial Hospital
 Via Christi Hospitals Wichita
 Wesley Medical Center
 William Newton Memorial Hospital

Hostetler, Robert P, MD, (M), B
Dodge City Medical Center
Provider ID 863524002
 NPI: 1043292394
 2020 Central Ave
 Dodge City, KS 67801
 (620) 227-1371 ☎,P,EB,R
 Hospital Affiliations:
 Western Plains Regional Hospital

Johnson, Douglas E, DO, (M), B
Um Western Kansas Mexican
American (FQHC)
Provider ID 2267827005
 NPI: 1225039118
 1700 Avenue F
 Dodge City, KS 67801
 (620) 225-6821 ☎,P,EB,R
 Hospital Affiliations:
 Bob Wilson Memorial Hospital

Megroarty, Edwin T, MD, (M), B
Southwest Kansas Er Physcns
Provider ID 1892178006
 NPI: 1891767299
 3001 Avenue A
 Dodge City, KS 67801
 (620) 225-8400 ☎,P,EB,R
 Hospital Affiliations:
 Artesia General Hospital
 Stevens County Hospital

Merry, Thomas G, MD, (M), B
Southwest Kansas Er Physcns
Provider ID 1411519002
 NPI: 1689648719
 3001 Avenue A
 Dodge City, KS 67801
 (620) 225-8400 ☎,P,EB,R
 Languages Spoken:
 Provider: Spanish
 Hospital Affiliations:
 Carson Tahoe Regional Med Center

Presley, Jeremy J, MD, (M), B
Family Practice Associates (Rhc)
Provider ID 3223595001
 NPI: 1568667798
 120 W Ross Blvd
 Dodge City, KS 67801
 (620) 225-1650 ☎,P,EB,R
 Hospital Affiliations:
 Western Plains Regional Hospital

Presley, Jeremy J, MD, (M), B
Um Western Kansas Mexican
American (FQHC)
Provider ID 3223595002
 NPI: 1568667798
 1700 Avenue F
 Dodge City, KS 67801
 (620) 225-6821 ☎,P,EB,R
 M-Th 7:00 AM-6:00 PM
 F 8:00 AM-5:00 PM
 Hospital Affiliations:
 Western Plains Regional Hospital

Schebler-Poulos, Allison K, DO, (F), B
Medical Heights Medical Center
Provider ID 3303465001
 NPI: 1265750848

100 W Ross Blvd Ste 2a
 Dodge City, KS 67801
 (620) 227-3141 ☎,P,EB,R
 M-F 8:00 AM-8:00 PM
 Hospital Affiliations:
 Western Plains Regional Hospital

Schowengerdt, Andrew W, MD, (M), B
Dodge City Medical Center
Provider ID 904826003
 NPI: 1881676112
 2020 Central Ave
 Dodge City, KS 67801
 (620) 227-1371 ☎,P,EB,R
 Hospital Affiliations:
 Western Plains Regional Hospital

Snodgrass, Richard A, MD, (M), B
C And S Medical Clinic
Provider ID 1608316003
 NPI: 1376535062
 2200 Summerlon Cir Ste A
 Dodge City, KS 67801
 (620) 408-9700 ☎,P,EB,R
 Hospital Affiliations:
 Hodgeman County Health Center
 Western Plains Regional Hospital

Trotter, Roger C, MD, (M), B
Family Practice Associates (Rhc)
Provider ID 8832002
 NPI: 1548225121
 120 W Ross Blvd
 Dodge City, KS 67801
 (620) 225-1650 ☎,P,EB,R
 M,Tu,W,F 8:30 AM-5:00 PM
 Th 8:30 AM-6:00 PM
 Hospital Affiliations:
 Western Plains Regional Hospital

Williams, Tanya M, MD, (F), B
Family Practice Associates (Rhc)
Provider ID 2637520001
 NPI: 1649251117
 120 W Ross Blvd
 Dodge City, KS 67801
 (620) 225-1650 ☎,P,EB,R
 M-F 8:30 AM-2:00 PM
 Hospital Affiliations:
 Western Plains Regional Hospital

Wolf, Thomas A, MD, (M), B
Emergency Services Of Ks
Provider ID 2439889005
 NPI: 1659305506
 3001 Avenue A
 Dodge City, KS 67801
 (316) 685-6236 ☎,P,EB,R
 Hospital Affiliations:
 Fremont Health
 Newton Medical Center
 Susan B Allen Memorial Hospital
 William Newton Memorial Hospital

Federally Qualified Health Care Agency

Um Western Kansas Mexican
American (FQHC)
Provider ID 3487680019
 NPI: 1164619136
 1700 Avenue E
 Dodge City, KS 67801
 (620) 225-6821 ☎,P,EB,R

Um Western Kansas Mexican
American (FQHC)
Provider ID 3487680015
 NPI: 1164619136
 1700 Avenue F
 Dodge City, KS 67801
 (620) 225-6821 ☎,P,EB,R

General Practice

Perez Soto, Armando, MD, (M), B
Dodge City Medical Center
Provider ID 528993001
 NPI: 1174505994
 2020 Central Ave
 Dodge City, KS 67801
 (620) 227-1371 ☎,P,EB,R

Perez Soto, Armando, MD, (M), B
St Catherine Physician Services
Provider ID 528993005
 NPI: 1174505994
 2205 Central Ave Ste C
 Dodge City, KS 67801
 (620) 227-7683 ☎,P,EB,R

Rooney, Michael N, DO, (M), B
Dodge City Medical Center
Provider ID 863585001
 NPI: 1225019789
 2020 Central Ave
 Dodge City, KS 67801
 (620) 227-1371 ☎,P,EB,R
 Hospital Affiliations:
 Hodgeman County Health Center
 Western Plains Regional Hospital

Internal Medicine

Ismael, Osama M, MD, (M), B
Southwest Kansas Er Physcns
Provider ID 2622111002
 NPI: 1841241551
 3001 Avenue A
 Dodge City, KS 67801
 (620) 225-8400 ☎,P,EB,R
 Hospital Affiliations:
 Ms Hershey Medical Center

Nurse Practitioner

Clark, Paula F, NP, (F), B
Um Western Kansas Mexican
American (FQHC)
Provider ID 4119123001
 NPI: 1366867400
 1700 Avenue F
 Dodge City, KS 67801
 (620) 225-6821 ☎,P,EB,R
 M-Th 8:30 AM-5:00 PM
 F 8:30 AM-4:00 PM

Clements, James M, NP, (M), B
Hodgeman Cty Health Center Pro Fee
Provider ID 6059385001
 NPI: 1427426360
 205 Hall St
 Spearville, KS 67876
 (620) 385-2963 ☎,P,EB,R
 Hospital Affiliations:
 Hodgeman County Health Center

Herder, Sandra M, NP, (F), B
Medical Heights Medical Center
Provider ID 3384985003
 NPI: 1982855565
 100 W Ross Blvd Ste 2a
 Dodge City, KS 67801
 (620) 227-3141 ☎,P,EB,R
 Not Accepting New Patients
 Hospital Affiliations:
 Wesley Medical Center

Jellison, Jamie M, NP, (F), B
Pratt Regional Med Center/Prof Fe
Provider ID 6101378010
 NPI: 1669833125
 1206 W Frontview St
 Dodge City, KS 67801
 (620) 372-7270 ☎,P,EB,R

Jellison, Jamie M, NP, (F), B
Pratt Regional Med Center/Prof Fe
Provider ID 6101378006
 NPI: 1669833125

2300 N 14th Ave Ste 104
 Dodge City, KS 67801
 (620) 225-7744 ☎,P,EB,R

Miller, Leighton J, NP, (M), B
Family Care Clinic Of Western Kansas
Provider ID 3046907007
 NPI: 1649428863
 200 W Ross Blvd
 Dodge City, KS 67801
 (620) 371-7300 ☎,P,EB,R
 M-Th 9:00 AM-5:30 PM
 F 9:00 AM-5:00 PM
 Hospital Affiliations:
 Kiowa County Memorial Hospital
 Meade District Hospital
 Western Plains Regional Hospital

Miller, Shawna, NP, (F), B
Family Care Clinic Of Western Kansas
Provider ID 3088309002
 NPI: 1497778542
 200 W Ross Blvd
 Dodge City, KS 67801
 (620) 371-7300 ☎,P,EB,R
 Not Accepting New Patients

Schoen, Leigh A, NP, (M), B
Dodge City Medical Center
Provider ID 2985965001
 NPI: 1669453130
 2020 Central Ave
 Dodge City, KS 67801
 (620) 227-1371 ☎,P,EB,R
 Hospital Affiliations:
 Western Plains Regional Hospital

Snodgrass, Marcia M, NP, (F), B
C And S Medical Clinic
Provider ID 3012546001
 NPI: 1184617011
 2200 Summerlon Cir Ste A
 Dodge City, KS 67801
 (620) 408-9700 ☎,P,EB,R
 Hospital Affiliations:
 Hodgeman County Health Center

Stark, Tracey A, NP, (F), B
Pratt Internal Medicine Group
Provider ID 2977510008
 NPI: 1013104900
 1206 W Frontview St Ste 204
 Dodge City, KS 67801
 (620) 371-7270 ☎,P,EB,R
 Not Accepting New Patients
 Hospital Affiliations:
 Pratt Regional Medical Center

Pediatrics

Castilloiranzo, Martin A, MD, (M), B
Western Plains Primary Care
Provider ID 5618306002
 NPI: 1679837181
 112 W Ross Blvd Ste A
 Dodge City, KS 67801
 (620) 801-4380 ☎,P,EB,R
 Hospital Affiliations:
 Western Plains Regional Hospital

Clark, Kristie M, MD, (F), B
Hodgeman Cty Health Center Pro Fee
Provider ID 2352326005
 NPI: 1558473884
 205 Hall St
 Spearville, KS 67876
 (620) 385-2963 ☎,P,EB,R
 Hospital Affiliations:
 Cook Children's Medical Center
 Hodgeman County Health Center
 Trego County Lemke Memorial Hospital
 Yoakum County Hospital

Smith, Lyle D, MD, (M), B
Smith City Medical Center
Provider ID 1081987002
 NPI: 1508847062
 2020 Central Ave
 Dodge City, KS 67801
 (620) 227-1371 ☎,P,EB,R
 Hospital Affiliations:
 Western Plains Regional Hospital

Williams Robinson, Michelle A, MD, (F), B
Dodge City Medical Center
Provider ID 2637473002
 NPI: 1114909462
 2020 Central Ave
 Dodge City, KS 67801
 (620) 227-1871 ☎,P,EB,R
 Hospital Affiliations:
 Lehigh Valley Hospital
 Lehigh Valley Hospital Muhlenberg
 St Joseph Medical Center
 Western Plains Regional Hospital

Physician Assistant

Baker, Ashley M, PA, (F), B
Um Western Kansas Mexican
American (FQHC)
Provider ID 3603757001
 NPI: 1891048633
 1700 Avenue F
 Dodge City, KS 67801
 (620) 225-6821 ☎,P,EB,R
 M-Th 7:00 AM-6:00 PM
 F 8:00 AM-5:00 PM

Hendrix, Brandon T, PA, (M), B
Pratt Internal Medicine Group
Provider ID 2951796003
 NPI: 1578757183
 2300 N 14th Ave Ste 104
 Dodge City, KS 67801
 (620) 225-7744 ☎,P,EB,R
 Not Accepting New Patients
 Hospital Affiliations:
 Pratt Regional Medical Center

Kruger, Calvin L, PA, (M), B
Pratt Regional Med Center/Prof Fe
Provider ID 3262841008
 NPI: 1326089558
 1206 W Frontview St Ste 204
 Dodge City, KS 67801
 (620) 371-7270 ☎,P,EB,R

Rural Health Clinic

Bucklin Community Clinic
Provider ID 1951677002
 NPI: 1376625749
 101 N Ford Ave
 Bucklin, KS 67834
 (620) 826-3266 ☎,P,EB,R

Bucklin Community Clinic
Provider ID 1951677001
 NPI: 1376625749
 222 Main St
 Bloom, KS 67865
 (620) 885-4202 ☎,P,EB,R

Family Practice Associates Of Wsn
Family Practice Associates (Rhc)
Provider ID 3250892001
 NPI: 1841255437
 120 W Ross Blvd
 Dodge City, KS 67801
 (620) 225-1650 ☎,P,EB,R

Minneola Community Clinic
Provider ID 3544548001
 NPI: 1811086093
 222 Main St
 Bloom, KS 67865
 (620) 885-4202 ☎,P,EB,R

Unless noted, all providers have regular office hours (M-F, 8 am- 5pm) and accept new patients. All providers are proficient in English unless otherwise noted.

Primary Care Providers

Kansas - Greeley

O Shea Memorial Clinic
O Shea Memorial Clinic
Provider ID 3554250003
 NPI: 1790777324
 205 Hall St
 Spearville, KS 67876
 (620) 357-2963 ☎,P,EB,R

Spearville Medical Clinic
Provider ID 3553980002
 NPI: 1417063819
 205 Hall St
 Spearville, KS 67876
 (620) 385-2963 ☎,P,EB,R

Gove

Family Practice

Gruenbacher, Douglas J, MD, (M), B
Blue Stem Medical
Provider ID 2985729001
 NPI: 1376597872
 501 Garfield St
 Quinter, KS 67752
 (785) 754-3333 ☎,P,EB,R
 M-F 9:00 AM-5:00 PM
 Hospital Affiliations:
 Gove County Medical Center

Gruenbacher, Shelly L, MD, (F), B
Blue Stem Medical
Provider ID 2985736001
 NPI: 1811941347
 501 Garfield St
 Quinter, KS 67752
 (785) 754-3333 ☎,P,EB,R
 M-F 9:30 AM-5:00 PM
 Hospital Affiliations:
 Gove County Medical Center

Machen, Michael E, MD, (M), B
Blue Stem Medical
Provider ID 1618368002
 NPI: 1336186196
 501 Garfield St
 Quinter, KS 67752
 (785) 754-3333 ☎,P,EB,R
 M-F 9:00 AM-5:00 PM
 Hospital Affiliations:
 Gove County Medical Center

Stewart, Jill A, MD, (F), B
Blue Stem Medical
Provider ID 2985730001
 NPI: 1124065198
 501 Garfield St
 Quinter, KS 67752
 (785) 754-3333 ☎,P,EB,R
 Hospital Affiliations:
 Gove County Medical Center

Graham

Family Practice

Atkins, David L, MD, (M), B
Graham County Hospital Clinic
Provider ID 3824971001
 NPI: 1053632315
 114 E Walnut St
 Hill City, KS 67642
 (785) 421-2191 ☎,P,EB,R
 Hospital Affiliations:
 Graham County Hospital

Atkins, David L, MD, (M), B
Graham County Hospital Clinic
Provider ID 3824971002
 NPI: 1053632315
 304 W Prout St
 Hill City, KS 67642
 (785) 421-2121 ☎,P,EB,R
 Hospital Affiliations:
 Graham County Hospital

Glendenning, Charles C, DO, (M), B
Graham County Hospital Clinic
Provider ID 1967510004
 NPI: 1285603647
 114 E Walnut St
 Hill City, KS 67642
 (785) 421-2191 ☎,P,EB,R
 Hospital Affiliations:
 Graham County Hospital
 Hillcrest Medical Center
 Integris Bass Baptist Health
 Osu Medical Center

Glendenning, Charles C, DO, (M), B
Graham County Hospital Clinic
Provider ID 1967510002
 NPI: 1285603647
 304 W Prout St
 Hill City, KS 67642
 (785) 421-2191 ☎,P,EB,R
 Hospital Affiliations:
 Graham County Hospital
 Hillcrest Medical Center
 Integris Bass Baptist Health
 Osu Medical Center

Nurse Practitioner

Desbien, Perry W, NP, (M), B
Graham County Hospital Clinic
Provider ID 3531835006
 NPI: 1578841375
 304 W Prout St
 Hill City, KS 67642
 (785) 421-2121 ☎,P,EB,R
 Hospital Affiliations:
 Goodland Regional Medical Center
 Graham County Hospital
 Hays Medical Center

Rural Health Clinic

Graham County Hospital Clinic
Provider ID 3582875001
 NPI: 1821207291
 304 W Prout St
 Hill City, KS 67642
 (785) 421-2191 ☎,P,EB,R

Grant

Family Practice

Appling, Jon S, MD, (M), B
Um Western Kansas Mexican American (FQHC)
Provider ID 1853748010
 NPI: 1619127495
 321 W Grant Ave
 Ulysses, KS 67880
 (620) 356-4079 ☎,P,EB,R
 Hospital Affiliations:
 Bob Wilson Memorial Hospital
 Stanton County Hospital

Brockbank, Neal R, DO, (M), B
Bob Wilson Memorial Hospital/Hha
Provider ID 1030859003
 NPI: 1619941754
 415 N Main St Ste 100
 Ulysses, KS 67880
 (620) 356-1261 ☎,P,EB,R
 Hospital Affiliations:
 Bob Wilson Memorial Hospital
 Mercy Medical Center Des Moines

Johnson, Douglas E, DO, (M), B
Family Practice Associates
Provider ID 2267827001
 NPI: 1225039118
 202 W Kansas Ave
 Ulysses, KS 67880
 (620) 356-5870 ☎,P,EB,R
 M-F 7:30 AM-5:00 PM

Hospital Affiliations:
 Bob Wilson Memorial Hospital

Johnson, Douglas E, DO, (M), B
Um Western Kansas Mexican American (FQHC)
Provider ID 2267827006
 NPI: 1225039118
 301 E Grant Ave
 Ulysses, KS 67880
 (620) 356-2432 ☎,P,EB,R
 Hospital Affiliations:
 Bob Wilson Memorial Hospital

Johnson, Douglas E, DO, (M), B
Bob Wilson Memorial Hospital/Prof Fees
Provider ID 2267827002
 NPI: 1225039118
 415 N Main St
 Ulysses, KS 67880
 (620) 356-1266 ☎,P,EB,R
 Hospital Affiliations:
 Bob Wilson Memorial Hospital

Woolley, Meredith S, MD, (F), B
Ulysses Family Physicians
Provider ID 3008732007
 NPI: 1528018900
 505 N Main St
 Ulysses, KS 67880
 (620) 356-1261 ☎,P,EB,R

Federally Qualified Health Care Agency

Um Western Kansas Mexican American (FQHC)
Provider ID 3487680016
 NPI: 1164619136
 301 E Grant Ave
 Ulysses, KS 67880
 (620) 356-2432 ☎,P,EB,R

Um Western Kansas Mexican American (FQHC)
Provider ID 3487680020
 NPI: 1164619136
 321 W Grant Ave
 Ulysses, KS 67880
 (620) 356-4079 ☎,P,EB,R

Internal Medicine

Zerr, Charles H, MD, (M), B
Bob Wilson Memorial Hospital/Prof Fees
Provider ID 47762002
 NPI: 1346280286
 415 N Main St
 Ulysses, KS 67880
 (620) 356-1266 ☎,P,EB,R
 Hospital Affiliations:
 Centerpoint Medical Center
 Co Of Logan New Frontiers Health Services
 Hamilton County Hospital
 Rawlins County Health Center

Nurse Practitioner

Banks, Cynthia, FNP, (F), B
Bob Wilson Memorial Hospital/Prof Fees
Provider ID 5284384002
 NPI: 1255731303
 415 N Main St
 Ulysses, KS 67880
 (620) 356-1266 ☎,P,EB,R
 Hospital Affiliations:
 Trinity Regional Med Center

Banks, Cynthia, FNP, (F), B
Bob Wilson Memorial Hospital/Prof Fees
Provider ID 5284384001
 NPI: 1255731303

505 N Main St
 Ulysses, KS 67880
 (620) 356-1261 ☎,P,EB,R
 Hospital Affiliations:
 Trinity Regional Med Center

Physician Assistant

Kline, Martin J, PA, (M), B
Um Western Kansas Mexican American (FQHC)
Provider ID 2975458003
 NPI: 1205893757
 321 W Grant Ave
 Ulysses, KS 67880
 (620) 356-4079 ☎,P,EB,R
 Hospital Affiliations:
 Bob Wilson Memorial Hospital

Zambon, Christine M, PA, (F), B
Ulysses Family Physicians
Provider ID 3014586002
 NPI: 1083633846
 415 N Main St
 Ulysses, KS 67880
 (316) 356-1261 ☎,P,EB,R
 M-F 7:15 AM-5:00 PM

Zambon, Christine M, PA, (F), B
Ulysses Family Physicians
Provider ID 3014586003
 NPI: 1083633846
 505 N Main St
 Ulysses, KS 67880
 (620) 356-1261 ☎,P,EB,R
 M-F 7:30 AM-5:00 PM

Rural Health Clinic

Ulysses Family Physicians
Provider ID 3582368002
 NPI: 1497730071
 415 N Main St
 Ulysses, KS 67880
 (620) 356-1261 ☎,P,EB,R

Ulysses Family Physicians
Provider ID 3582368001
 NPI: 1497730071
 505 N Main St
 Ulysses, KS 67880
 (620) 356-1261 ☎,P,EB,R

Gray

General Practice

Perez Soto, Armando, MD, (M), B
Dodge City Medical Center
Provider ID 528993002
 NPI: 1174505994
 304 N Aztec St
 Montezuma, KS 67867
 (620) 846-2251 ☎,P,EB,R

Nurse Practitioner

Cundiff, Randall K, NP, (M), B
Racys Medical Clinic
Provider ID 2565223003
 NPI: 1104877760
 107 N Main
 Cimarron, KS 67835
 (620) 855-4616 ☎,P,EB,R
 M,Tu,Th,F 8:00 AM-4:30 PM
 W 8:00 AM-12:00 PM

Pediatrics

Williams Robinson, Michelle A, MD, (F), B
Dodge City Medical Center
Provider ID 2637473003
 NPI: 1114909462

304 N Aztec St
 Montezuma, KS 67867
 (620) 846-2251 ☎,P,EB,R
 Hospital Affiliations:
 Lehigh Valley Hospital
 Lehigh Valley Hospital Muhlenberg
 St Joseph Medical Center
 Western Plains Regional Hospital

Greeley

Family Practice

Ellis, Wendel J, MD, (M), B
Greeley County Rural Health Clinic (Rhc)
Provider ID 2752740002
 NPI: 1336251784
 321 E Harper St
 Tribune, KS 67879
 (620) 376-4251 ☎,P,EB,R
 Not Accepting New Patients
 Hospital Affiliations:
 Greeley County Hospital

Liu, Robyn A, MD, (F), B
Greeley County Rural Health Clinic (Rhc)
Provider ID 2815020002
 NPI: 1447387360
 321 E Harper St Ste 640
 Tribune, KS 67879
 (620) 376-4251 ☎,P,EB,R
 Not Accepting New Patients
 Hospital Affiliations:
 Greeley County Hospital
 Oregon Health Science University

Obstetrics & Gynecology

Heskett, Bret E, MD, (M)
Greeley County Rural Health Clinic (Rhc)
Provider ID 3378089009
 NPI: 1306054952
 321 E Harper St
 Tribune, KS 67879
 (620) 376-4251 ☎,P,EB,R
 Hospital Affiliations:
 Greeley County Hospital
 St Catherine Hospital

Physician Assistant

Cox, Kari E, PA, (F), B
Greeley County Rural Health Clinic (Rhc)
Provider ID 3445629002
 NPI: 1013280080
 321 E Harper St
 Tribune, KS 67879
 (620) 376-4251 ☎,P,EB,R
 Not Accepting New Patients
 Hospital Affiliations:
 Greeley County Hospital

Dansel, Kimberly A, PA, (F), B
Greeley County Rural Health Clinic (Rhc)
Provider ID 2752754003
 NPI: 1235236621
 321 E Harper St
 Tribune, KS 67879
 (620) 376-4251 ☎,P,EB,R
 Hospital Affiliations:
 Greeley County Hospital

Rural Health Clinic

Greeley Co Family Practice Clinic
Greeley County Rural Health Clinic (Rhc)
Provider ID 3523479001
 NPI: 1124178397

☎ = Wheelchair Accessible 📍 = Provider is within one (1) mile of public transportation B = Board Certified
 P = Parking EB = Exterior Building IB = Interior Building R = Restroom E = Exam Room
 T = Exam Table/Scale/Chairs G = Gurneys & Stretchers PL = Portable Lifts RE = Radiologic Equipment
 S = Signage & Documents

321 E Harper St
Tribune, KS 67879
(620) 376-2772 ☎,P,EB,R

**Greeley Co Family Practice Clinic
Greeley County Rural Health Clinic (Rhc)**
Provider ID 3523479004
NPI: 1124178397
506 3rd St
Tribune, KS 67879
(620) 376-4035 ☎,P,EB,R

Hamilton

Internal Medicine

**Zerr, Charles H, MD, (M), B
Hamilton County Fmly Prc Cln**
Provider ID 47762001
NPI: 1346280286
700 Huser St
Syracuse, KS 67878
(620) 384-7350 ☎,P,EB,R
Hospital Affiliations:
Centerpoint Medical Center
Co Of Logan New Frontiers Health Services
Hamilton County Hospital
Rawlins County Health Center

Rural Health Clinic

**Greeley Co Family Practice Clinic
Greeley County Rural Health Clinic (Rhc)**
Provider ID 3523479005
NPI: 1124178397
104 E Avenue B
Syracuse, KS 67878
(620) 384-6907 ☎,P,EB,R

Hamilton County Fmly Prc Cln
Provider ID 3554246001
NPI: 1467624981
700 Huser St
Syracuse, KS 67878
(866) 518-3285 ☎,P,EB,R

Haskell

Family Practice

**Pauls, Alois R, MD, (M), B
Satanta Hospital Clinics**
Provider ID 3539305002
NPI: 1588895221
301 Derby St
Sublette, KS 67877
(620) 675-2686 ☎,P,EB,R
Languages Spoken:
Provider: Spanish, Portuguese,
German
M-F 9:00 AM-5:00 PM
Hospital Affiliations:
Satanta District Hospital

**Pauls, Alois R, MD, (M), B
Satanta Hospital Clinics**
Provider ID 3539305001
NPI: 1588895221
410 Cheyenne Ste 9
Satanta, KS 67870
(620) 649-2771 ☎,P,EB,R
Languages Spoken:
Provider: Spanish, Portuguese,
German
M-F 9:00 AM-5:00 PM
Hospital Affiliations:
Satanta District Hospital

Nurse Practitioner

**Parker, Peggy A, NP, (F), B
Satanta Hospital Clinics**
Provider ID 3641766002
NPI: 1497192439
310 Derby St
Sublette, KS 67877
(620) 675-2686 ☎,P,EB,R
M-F 9:00 AM-5:00 PM
Hospital Affiliations:
Satanta District Hospital

**Parker, Peggy A, NP, (F), B
Satanta Hospital Clinics**
Provider ID 3641766001
NPI: 1497192439
410 Cheyenne
Satanta, KS 67870
(620) 649-2771 ☎,P,EB,R
M-F 9:00 AM-5:00 PM
Hospital Affiliations:
Satanta District Hospital

Rural Health Clinic

**Santanta District Hospital Clinic
Satanta Hospital Clinics**
Provider ID 3544866004
NPI: 1316999246
301 Derby St
Sublette, KS 67877
(620) 649-2686 ☎,P,EB,R

**Santanta District Hospital Clinic
Satanta Hospital Clinics**
Provider ID 3544866003
NPI: 1316999246
310 Derby St
Sublette, KS 67877
(620) 675-2686 ☎,P,EB,R

**Santanta District Hospital Clinic
Satanta Hospital Clinics**
Provider ID 3544866002
NPI: 1316999246
410 Cheyenne
Satanta, KS 67870
(620) 649-2200 ☎,P,EB,R

Satanta Dist Hospital Sublette Clinic
Provider ID 3545202002
NPI: 1881646735
301 Derby St
Sublette, KS 67877
(620) 649-2771 ☎,P,EB,R

Hodgeman

Advanced Registered Nurse Practitioner

**Harding, Janelle, NP, (F)
Hodgeman Cty Health Center Pro Fee**
Provider ID 1729107006
NPI: 1801889597
809 W Bramley St
Jetmore, KS 67854
(316) 357-8354 ☎,P,EB,R
Hospital Affiliations:
Hodgeman County Health Center

**Harding, Janelle, NP, (F)
Hodgeman Cty Health Center Pro Fee**
Provider ID 1729107007
NPI: 1801889597
810 W Bramley St
Jetmore, KS 67854
(620) 357-8354 ☎,P,EB,R
Hospital Affiliations:
Hodgeman County Health Center

Family Practice

**Clark, Robert T, MD, (M), B
Hodgeman Cty Health Center Pro Fee**
Provider ID 2696621004
NPI: 1811903560
809 W Bramley St
Jetmore, KS 67854
(785) 743-2124 ☎,P,EB,R
Languages Spoken:
Provider: Spanish
Hospital Affiliations:
Hodgeman County Health Center
Trego County Lemke Memorial Hospital
Yoakum County Hospital

**Clark, Robert T, MD, (M), B
Hodgeman Cty Health Center Pro Fee**
Provider ID 2696621007
NPI: 1811903560
810 W Bramley St
Jetmore, KS 67854
(620) 357-8354 ☎,P,EB,R
Languages Spoken:
Provider: Spanish
Hospital Affiliations:
Hodgeman County Health Center
Trego County Lemke Memorial Hospital
Yoakum County Hospital

Nurse Practitioner

**Clements, James M, NP, (M), B
Hodgeman Cty Health Center Pro Fee**
Provider ID 6059385002
NPI: 1427426360
809 W Bramley St
Jetmore, KS 67854
(620) 357-8361 ☎,P,EB,R
Hospital Affiliations:
Hodgeman County Health Center

**Clements, James M, NP, (M), B
Hodgeman Cty Health Center Pro Fee**
Provider ID 6059385003
NPI: 1427426360
810 W Bramley St
Jetmore, KS 67854
(620) 357-8354 ☎,P,EB,R
Hospital Affiliations:
Hodgeman County Health Center

Pediatrics

**Clark, Kristie M, MD, (F), B
Hodgeman Cty Health Center Pro Fee**
Provider ID 2352326004
NPI: 1558473884
810 W Bramley St
Jetmore, KS 67854
(620) 357-8354 ☎,P,EB,R
Hospital Affiliations:
Cook Children's Medical Center
Hodgeman County Health Center
Trego County Lemke Memorial Hospital
Yoakum County Hospital

Rural Health Clinic

**O Shea Memorial Clinic
O Shea Memorial Clinic**
Provider ID 3554250001
NPI: 1790777324
809 W Bramley St
Jetmore, KS 67854
(316) 357-8354 ☎,P,EB,R

**O Shea Memorial Clinic
O Shea Memorial Clinic**
Provider ID 3554250002
NPI: 1790777324
810 W Bramley St
Jetmore, KS 67854
(620) 357-8361 ☎,P,EB,R

Kearny

Family Practice

**Davis, Kurtis W, MD, (M), B
Family Health Center (Rhc)**
Provider ID 3373716002
NPI: 1639335193
500 E Thorpe St
Lakin, KS 67860
(620) 355-7501 ☎,P,EB,R
Hospital Affiliations:
Kearny County Hospital
Memorial Hospital

**Davis, Kurtis W, MD, (M), B
Family Health Center (Rhc)**
Provider ID 3373716004
NPI: 1639335193
500 E Thorpe St
Lakin, KS 67860
(620) 355-7550 ☎,P,EB,R
Hospital Affiliations:
Kearny County Hospital
Memorial Hospital

**Davis, Kurtis W, MD, (M), B
Family Health Center (Rhc)**
Provider ID 3373716003
NPI: 1639335193
521 Main St
Deerfield, KS 67838
(620) 426-2990 ☎,P,EB,R
M-F 8:00 AM-4:30 PM
Hospital Affiliations:
Kearny County Hospital
Memorial Hospital

**Gilbert, Lisa M, MD, (F), B
Family Health Center (Rhc)**
Provider ID 3412297009
NPI: 1396973848
500 E Thorpe St
Lakin, KS 67860
(620) 355-7550 ☎,P,EB,R
Hospital Affiliations:
Via Christi Hospitals Wichita

**Gilbert, Lisa M, MD, (F), B
Family Health Center (Rhc)**
Provider ID 3412297007
NPI: 1396973848
500 E Thorpe St
Lakin, KS 67860
(620) 355-7550 ☎,P,EB,R
Hospital Affiliations:
Via Christi Hospitals Wichita

**Miller, Drew R, MD, (M), B
Family Health Center (Rhc)**
Provider ID 3471960001
NPI: 1487859625
500 E Thorpe St
Lakin, KS 67860
(620) 355-7550 ☎,P,EB,R
Hospital Affiliations:
Kearny County Hospital

**Miller, Drew R, MD, (M), B
Family Health Center (Rhc)**
Provider ID 3471960002
NPI: 1487859625
521 Main St
Deerfield, KS 67838
(620) 426-2990 ☎,P,EB,R
Hospital Affiliations:
Kearny County Hospital

**Olson, Richard, MD, (M), B
Family Health Center (Rhc)**
Provider ID 5441882002
NPI: 1619263175
500 E Thorpe St
Lakin, KS 67860
(620) 355-7501 ☎,P,EB,R

**Olson, Richard, MD, (M), B
Family Health Center (Rhc)**
Provider ID 5441882004
NPI: 1619263175
500 E Thorpe St
Lakin, KS 67860
(620) 355-7550 ☎,P,EB,R

**Olson, Richard, MD, (M), B
Family Health Center (Rhc)**
Provider ID 5441882005
NPI: 1619263175
521 Main St
Deerfield, KS 67838
(620) 355-7550 ☎,P,EB,R
M-F 8:00 AM-4:30 PM

**Peters, Jonathan D, MD, (M), B
Family Health Center (Rhc)**
Provider ID 5259960003
NPI: 1568759645
500 E Thorpe St
Lakin, KS 67860
(620) 355-7550 ☎,P,EB,R
Hospital Affiliations:
Kearny County Hospital

**Peters, Jonathan D, MD, (M), B
Family Health Center (Rhc)**
Provider ID 5259960002
NPI: 1568759645
500 E Thorpe St
Lakin, KS 67860
(620) 355-7550 ☎,P,EB,R
Sa 11:00 AM-2:00 P
Hospital Affiliations:
Kearny County Hospital

**Peters, Jonathan D, MD, (M), B
Family Health Center (Rhc)**
Provider ID 5259960004
NPI: 1568759645
521 Main St
Deerfield, KS 67838
(620) 355-7550 ☎,P,EB,R
M-F 9:00 AM-4:30 PM
Hospital Affiliations:
Kearny County Hospital

**Reimer, Arlo J, MD, (M), B
Family Health Center (Rhc)**
Provider ID 2062489004
NPI: 1487625596
500 E Thorpe St
Lakin, KS 67860
(620) 355-7550 ☎,P,EB,R
Sa 9:00 AM-11:00 A
Hospital Affiliations:
Kearny County Hospital
St Catherine Hospital

**Reimer, Arlo J, MD, (M), B
Family Health Center (Rhc)**
Provider ID 2062489003
NPI: 1487625596
521 Main St
Deerfield, KS 67838
(620) 426-2990 ☎,P,EB,R
M-F 9:00 AM-4:30 PM
Hospital Affiliations:
Kearny County Hospital
St Catherine Hospital

Nurse Practitioner

**Heintz, Helen M, NP, (F), B
Family Health Center (Rhc)**
Provider ID 1851736001
NPI: 1306817416

Unless noted, all providers have regular office hours (M-F, 8 am- 5pm) and accept new patients. All providers are proficient in English unless otherwise noted.

Primary Care Providers

Kansas - Morton

506 E Thorpe St
Lakin, KS 67860
(620) 355-7550 ☺,P,EB,R
Not Accepting New Patients

**Meisel, Tamara T, NP, (F), B
Family Health Center (Rhc)
Provider ID 2716248003**
NPI: 1417942186
506 E Thorpe St
Lakin, KS 67860
(620) 355-7111 ☺,P,EB,R
Not Accepting New Patients
Hospital Affiliations:
Kearny County Hospital

**Meisel, Tamara T, NP, (F), B
Family Health Center (Rhc)
Provider ID 2716248001**
NPI: 1417942186
506 E Thorpe St
Lakin, KS 67860
(620) 355-7550 ☺,P,EB,R
Not Accepting New Patients
Hospital Affiliations:
Kearny County Hospital

**Meisel, Tamara T, NP, (F), B
Family Health Center (Rhc)
Provider ID 2716248004**
NPI: 1417942186
521 Main St
Deerfield, KS 67838
(620) 426-2990 ☺,P,EB,R
Not Accepting New Patients
Hospital Affiliations:
Kearny County Hospital

Physician Assistant

**Gray, Jay P, PA, (M), B
Family Health Center
Provider ID 5627485002**
NPI: 1205211497
500 E Thorpe St
Lakin, KS 67860
(620) 355-7550 ☺,P,EB,R
Hospital Affiliations:
Kearny County Hospital

**Gray, Jay P, PA, (M), B
Family Health Center (Rhc)
Provider ID 5627485001**
NPI: 1205211497
506 E Thorpe St
Lakin, KS 67860
(620) 355-7550 ☺,P,EB,R
Hospital Affiliations:
Kearny County Hospital

**Gray, Jay P, PA, (M), B
Family Health Center (Rhc)
Provider ID 5627485003**
NPI: 1205211497
521 Main St
Deerfield, KS 67838
(620) 426-2990 ☺,P,EB,R
Hospital Affiliations:
Kearny County Hospital

**Olson, Audra L, PA, (F), B
Family Health Center (Rhc)
Provider ID 3422775004**
NPI: 1205108263
500 E Thorpe St
Lakin, KS 67860
(620) 355-7550 ☺,P,EB,R
Hospital Affiliations:
Kansas Surgery And Recovery
Center

**Olson, Audra L, PA, (F), B
Family Health Center (Rhc)
Provider ID 3422775003**
NPI: 1205108263

506 E Thorpe St
Lakin, KS 67860
(620) 355-7550 ☺,P,EB,R
Hospital Affiliations:

Kansas Surgery And Recovery
Center
**Shearmire, Devon E, PA, (F), B
Family Health Center (Rhc)
Provider ID 5656189001**
NPI: 1275918492
506 E Thorpe St
Lakin, KS 67860
(620) 355-7550 ☺,P,EB,R
Hospital Affiliations:
Kearny County Hospital

**Shearmire, Devon E, PA, (F), B
Family Health Center (Rhc)
Provider ID 5656189002**
NPI: 1275918492
521 Main St
Deerfield, KS 67838
(620) 426-2990 ☺,P,EB,R
Hospital Affiliations:
Kearny County Hospital

**Sholtz, Seder L, PA, (F), B
Kearny County Hospital/Prof Fees
Provider ID 3664564001**
NPI: 1790119139
506 E Thorpe St
Lakin, KS 67860
(620) 355-7550 ☺,P,EB,R
Not Accepting New Patients
Hospital Affiliations:
Kearny County Hospital

**Shugart, Leroy, PA, (M), B
Family Health Center (Rhc)
Provider ID 3101523003**
NPI: 1861440026
506 E Thorpe St
Lakin, KS 67860
(620) 355-7550 ☺,P,EB,R
Hospital Affiliations:
Stanton County Hospital

**Shugart, Leroy, PA, (M), B
Family Health Center (Rhc)
Provider ID 3101523004**
NPI: 1861440026
521 Main St
Deerfield, KS 67838
(620) 426-2990 ☺,P,EB,R
Hospital Affiliations:
Stanton County Hospital

**Stebens, Tiana M, PA, (F), B
Family Health Center (Rhc)
Provider ID 5656649002**
NPI: 1629453238
500 E Thorpe St
Lakin, KS 67860
(620) 355-7550 ☺,P,EB,R

**Stebens, Tiana M, PA, (F), B
Family Health Center (Rhc)
Provider ID 5656649001**
NPI: 1629453238
506 E Thorpe St
Lakin, KS 67860
(620) 355-7550 ☺,P,EB,R

**Stebens, Tiana M, PA, (F), B
Family Health Center (Rhc)
Provider ID 5656649003**
NPI: 1629453238
521 Main St
Deerfield, KS 67838
(620) 355-7550 ☺,P,EB,R

Rural Health Clinic

**Family Health Center (Rhc)
Provider ID 3593630003**
NPI: 1114282563

500 E Thorpe St
Lakin, KS 67860
(620) 355-7111 ☺,P,EB,R

**Family Health Center (Rhc)
Provider ID 3593630001**
NPI: 1114282563
506 E Thorpe St
Lakin, KS 67860
(620) 355-7550 ☺,P,EB,R

**Family Health Center (Rhc)
Provider ID 3593630002**
NPI: 1114282563
521 Main St
Deerfield, KS 67838
(620) 426-2990 ☺,P,EB,R

Lane

Physician Assistant

**Halderson, Paul E, PA, (M), B
Lane County Hospital
Provider ID 5157966004**
NPI: 1649671710
235 W Vine St
Dighton, KS 67839
(620) 397-5321 ☺,P,EB,R

**Halderson, Paul E, PA, (M), B
Lane County Medical Clinic
Provider ID 5157966005**
NPI: 1649671710
444 W Long St
Dighton, KS 67839
(620) 397-5316 ☺,P,EB,R

Rural Health Clinic

**Lane County Medical Clinic
Provider ID 3555395002**
NPI: 1407811227
235 W Vine St
Dighton, KS 67839
(620) 397-5321 ☺,P,EB,R

**Lane County Medical Clinic
Provider ID 3555395001**
NPI: 1407811227
444 W Long St
Dighton, KS 67839
(316) 397-5321 ☺,P,EB,R

Logan

Family Practice

**Herscher, John J, DO, (M), B
Co Of Logan New Frontiers Health
Services
Provider ID 705427001**
NPI: 1578612362
212 Maple Ave
Oakley, KS 67748
(785) 672-3261 ☺,P,EB,R
M-F 7:30 AM-5:00 PM
Hospital Affiliations:
Asante Three Rivers Medical Center
Co Of Logan New Frontiers Health
Services

**Rains, Celeste J, DO, (F), B
New Frontiers Health Services
Provider ID 2262786002**
NPI: 1013901958
212 Maple Ave
Oakley, KS 67748
(785) 672-3261 ☺,P,EB,R
M-F 7:30 AM-5:00 PM
Hospital Affiliations:
Co Of Logan New Frontiers Health
Services
Rawlins County Health Center

Physician Assistant

**Robinson, Steven, PA, (M), B
New Frontiers Health Services
Provider ID 5929447001**
NPI: 1003289489
212 Maple Ave
Oakley, KS 67748
(785) 672-3261 ☺,P,EB,R
Hospital Affiliations:
Co Of Logan New Frontiers Health
Services

Rural Health Clinic

**New Frontiers Healthservices
New Frontiers Health Services
Provider ID 3523750001**
NPI: 1679544811
212 Maple Ave
Oakley, KS 67748
(785) 672-3261 ☺,P,EB,R
M-F 7:30 AM-5:00 PM

Meade

Family Practice

**Feldmeyer, Seeley T, MD, (M), B
Plains Rural Health Clinic
Provider ID 649452008**
NPI: 1922014737
402 Grand Ave
Plains, KS 67869
(620) 563-9313 ☺,P,EB,R
Not Accepting New Patients
Hospital Affiliations:
Meade District Hospital

**Feldmeyer, Seeley T, MD, (M), B
Plains Rural Health Clinic
Provider ID 649452009**
NPI: 1922014737
801 W Grant St
Meade, KS 67864
(620) 873-2146 ☺,P,EB,R
Not Accepting New Patients
Hospital Affiliations:
Meade District Hospital

Physician Assistant

**Bigler, Jonathan, PA, (M), B
Meade Rural Health Clinic (Rhc)
Provider ID 2975221003**
NPI: 1609964402
119 N Hart St
Meade, KS 67864
(620) 873-2112 ☺,P,EB,R
M-F 9:00 AM-5:00 PM
Sa 9:00 AM-12:00 PM
Hospital Affiliations:
Ashland Health Center
Meade District Hospital

Rural Health Clinic

**Fowler Community Clinic (Rhc)
Provider ID 2932541001**
NPI: 1700975729
404 N Main St
Fowler, KS 67844
(620) 885-4202 ☺,P,EB,R
**Fowler Rural Health Clinic
Provider ID 3523442002**
NPI: 1710983606
423 1/2 S Main St
Fowler, KS 67844
(620) 646-5358 ☺,P,EB,R

**Plains Rural Health Clinic
Provider ID 3523319004**
NPI: 1285630327
119 N Hart St
Meade, KS 67864
(620) 873-2112 ☺,P,EB,R

**Plains Rural Health Clinic
Provider ID 3523319001**
NPI: 1285630327
402 Grand Ave
Plains, KS 67869
(620) 563-9313 ☺,P,EB,R

**Plains Rural Health Clinic
Provider ID 3523319002**
NPI: 1285630327
423 1/2 S Main St
Fowler, KS 67844
(620) 646-5358 ☺,P,EB,R

**Plains Rural Health Clinic
Provider ID 3523319003**
NPI: 1285630327
510 E Carthage St
Meade, KS 67864
(620) 873-2141 ☺,P,EB,R

Morton

Family Practice

**Karnik, Ashutosh S, MD, (M), B
Morton County Medical Clinic
Provider ID 3002048001**
NPI: 1316197999
411 Sunset St
Elkhart, KS 67950
(316) 697-2187
Hospital Affiliations:
Morton County Hospital

**Stewart, Pamela E, MD, (F), B
Morton County Hospital/Prof Fees
Provider ID 2986067003**
NPI: 1255397253
411 Sunset St
Elkhart, KS 67950
(620) 697-2141
M-F 9:00 AM-4:00 PM
Hospital Affiliations:
Morton County Hospital
St Catherine Hospital

**Stewart, Pamela E, MD, (F), B
Morton County Hospital/Prof Fees
Provider ID 2986067004**
NPI: 1255397253
445 Hilltop St
Elkhart, KS 67950
(620) 697-2141
M-F 9:00 AM-4:00 PM
Hospital Affiliations:
Morton County Hospital
St Catherine Hospital

**Zerr, Charles H, MD, (M), B
Morton County Hospital/Prof Fees
Provider ID 47762003**
NPI: 1346280286
411 Sunset St
Elkhart, KS 67950
(620) 697-2175
Hospital Affiliations:
Centerpoint Medical Center
Co Of Logan New Frontiers Health
Services
Hamilton County Hospital
Rawlins County Health Center

Internal Medicine

**Caga-Anan, Manuel L, MD, (M), B
Morton County Hospital/Prof Fees
Provider ID 2455417001**
NPI: 1659378982

☺ = Wheelchair Accessible 1 mile = Provider is within one (1) mile of public transportation B = Board Certified
P = Parking EB = Exterior Building IB = Interior Building R = Restroom E = Exam Room
T = Exam Table/Scale/Chairs G = Gurneys & Stretchers PL = Portable Lifts RE = Radiologic Equipment
S = Signage & Documents

411 Sunset St
Elkhart, KS 67950
(620) 697-2175
M-F 9:00 AM-5:00 PM
Hospital Affiliations:
Morton County Hospital

Caga-Anan, Manuel L, MD, (M), B
Morton County Hospital/Prof Fees
Provider ID 2455417003

NPI: 1659378982
415 Washington St Ste 98
Rolla, KS 67954
(620) 593-4242 ☎,P,EB,R
Hospital Affiliations:
Morton County Hospital

Caga-Anan, Manuel L, MD, (M), B
Morton County Hospital/Prof Fees
Provider ID 2455417002

NPI: 1659378982
445 Hilltop St
Elkhart, KS 67950
(620) 697-2141
Hospital Affiliations:
Morton County Hospital

Zerr, Charles H, MD, (M), B
Morton County Hospital/Prof Fees
Provider ID 47762003

NPI: 1346280286
411 Sunset St
Elkhart, KS 67950
(620) 697-2175
Hospital Affiliations:
Centerpoint Medical Center
Co Of Logan New Frontiers Health Services
Hamilton County Hospital
Rawlins County Health Center

Nurse Practitioner

Brillhart, Heidy R, NP, (F), B
Morton County Medical Clinic
Provider ID 3225886001

NPI: 1699002253
411 Sunset St
Elkhart, KS 67950
(620) 697-2175

Brillhart, Heidy R, NP, (F), B
Morton County Medical Clinic
Provider ID 3225886002

NPI: 1699002253
445 Hilltop St
Elkhart, KS 67950
(620) 697-2141 ☎,P,EB,R
M-F 9:00 AM-5:00 PM

Physician Assistant

Mccammon, Haley R, PA, (F), B
Morton County Medical Clinic
Provider ID 3612047001

NPI: 1861640674
411 Sunset St
Elkhart, KS 67950
(620) 697-2175
Not Accepting New Patients
Hospital Affiliations:
Morton County Hospital

Mccammon, Haley R, PA, (F), B
Morton County Medical Clinic
Provider ID 3612047004

NPI: 1861640674
415 Washington St
Rolla, KS 67954
(620) 593-4242 ☎,P,EB,R
Not Accepting New Patients
Hospital Affiliations:
Morton County Hospital

Mccammon, Haley R, PA, (F), B
Morton County Medical Clinic
Provider ID 3612047002
NPI: 1861640674

445 Hilltop St
Elkhart, KS 67950
(620) 697-2141
Not Accepting New Patients
Hospital Affiliations:
Morton County Hospital

Ness

Family Practice

Calvin, Harley E, DO, (M), B
Ness County Health Department
Provider ID 1617832001

NPI: 1124066451
316 E Custer St
Ness City, KS 67560
(785) 798-2233 ☎,P,EB,R
M-Th 9:00 AM-5:00 PM
F 9:00 AM-12:00 PM
Hospital Affiliations:
Ness County Hospital

Mclain, Allen L, DO, (M), B
Grisell Memorial Hospital Clinic
Provider ID 824997002

NPI: 1063452795
206 S Vermont Ave
Ransom, KS 67572
(785) 731-2295 ☎,P,EB,R
Hospital Affiliations:
Grisell Memorial Hospital
Hays Medical Center
Lane County Hospital

Mclain, Allen L, DO, (M), B
Grisell Memorial Hospital Clinic
Provider ID 824997003

NPI: 1063452795
210 S Vermont Ave
Ransom, KS 67572
(785) 731-2231 ☎,P,EB,R
M-F 9:00 AM-5:00 PM
Hospital Affiliations:
Grisell Memorial Hospital
Hays Medical Center
Lane County Hospital

General Practice

Imseis, Mikhail Y, MD, (M), B
Mikhail Y Imseis Md
Provider ID 588065001

NPI: 1093732943
722 E Locust St Ste X
Ness City, KS 67560
(785) 798-2203 ☎,P,EB,R
Hospital Affiliations:
Ness County Hospital

Nurse Practitioner

Mcdonald, William J, NP, (M), B
Ness City Medical Clinic
Provider ID 3236965001

NPI: 1912958398
316 E Custer St
Ness City, KS 67560
(785) 798-2233 ☎,P,EB,R
Not Accepting New Patients
Hospital Affiliations:
Grisell Memorial Hospital
Ness County Hospital

Physician Assistant

Shugart, Leroy, PA, (M), B
Ness City Medical Clinic
Provider ID 3101523005
NPI: 1861440026

316 E Custer St
Ness City, KS 67560
(785) 798-2233 ☎,P,EB,R
Hospital Affiliations:
Stanton County Hospital

Rural Health Clinic

Grisell Memorial Hospital Rural Health C
Grisell Memorial Hospital Clinic
Provider ID 3545242003

NPI: 1588601587
114 E Main St
Ness City, KS 67560
(785) 798-2955 ☎,P,EB,R

Grisell Memorial Hospital Rural Health C
Grisell Memorial Hospital Clinic
Provider ID 3545242002

NPI: 1588601587
206 S Vermont Ave
Ransom, KS 67572
(785) 731-2295 ☎,P,EB,R

Ness City Medical Clinic
Provider ID 3545240002

NPI: 1962439943
316 E Custer St
Ness City, KS 67560
(785) 798-2233 ☎,P,EB,R

Norton

Family Practice

Kriley, Thomas C, MD, (M), B
Norton County Hospital
Provider ID 6296303001

NPI: 1164868980
807 N State St
Norton, KS 67654
(757) 877-3305 ☎,P,EB,R
Hospital Affiliations:
Norton County Hospital

Nurse Practitioner

Inman, Jonna K, NP, (F), B
Doctors Clinic
Provider ID 2831037007

NPI: 1295734184
102 E Holme St
Norton, KS 67654
(785) 877-3351 ☎,P,EB,R
Hospital Affiliations:
Decatur Health Systems
Norton County Hospital

Inman, Jonna K, NP, (F), B
Doctors Clinic
Provider ID 2831037005

NPI: 1295734184
807 N State St
Norton, KS 67654
(785) 877-3305 ☎,P,EB,R
Hospital Affiliations:
Decatur Health Systems
Norton County Hospital

Rawlins

General Practice

Dill, Rodney S, MD, (M), B
Rawlins County Hospital/Prof Fees
Provider ID 2604469001

NPI: 1619914363
707 Grant St
Atwood, KS 67730
(785) 626-3211 ☎,P,EB,R
Sa 9:00 AM-12:00 A

Hospital Affiliations:
Rawlins County Health Center

Rural Health Clinic

Rawlins County Health Center
Provider ID 3544579004

NPI: 1144267881
504 Ottawa St
Mc Donald, KS 67745
(785) 538-2559 ☎,P,EB,R

Rawlins County Health Center
Provider ID 401825001

NPI: 1144267881
707 Grant St
Atwood, KS 67730
(620) 626-3211 ☎,P,EB,R

Seward

Advanced Registered Nurse Practitioner

Short, Britt N, NP, (F)
Sw Professional Physicians Clinic
Provider ID 3197046003

NPI: 1659559540
305 W 15th St Ste 204
Liberal, KS 67901
(620) 624-0702 ☎,P,EB,R

Family Practice

Appling, Jon S, MD, (M), B
Um Western Kansas Mexican American (FQHC
Provider ID 1853748008

NPI: 1619127495
121 W 3rd St
Liberal, KS 67901
(620) 624-0463 ☎,P,EB,R
Hospital Affiliations:
Bob Wilson Memorial Hospital
Stanton County Hospital

Boller, Brandi L, DO, (F), B
Doctors Office
Provider ID 2621578002

NPI: 1528034683
11 W Parkway Blvd
Liberal, KS 67901
(620) 624-0142 ☎,P,EB,R
M-Th 8:00 AM-5:00 PM
F 8:00 AM-12:00 PM
Hospital Affiliations:
Southwest Medical Center

Chacon, Francisco J, MD, (M), B
Liberal Family Medicine
Provider ID 3195975001

NPI: 1376701144
305 W 15th St Ste 103
Liberal, KS 67901
(620) 624-0729 ☎,P,EB,R

Inturi, Rohitha, MD, (F), B
Sw Professional Physicians Clinic
Provider ID 5144153002

NPI: 1669762167
305 W 15th St Ste 101
Liberal, KS 67901
(620) 624-0705 ☎,P,EB,R
Hospital Affiliations:
Southwest Medical Center

Johnson, Douglas E, DO, (M), B
Um Western Kansas Mexican American (FQHC
Provider ID 2267827008

NPI: 1225039118
121 W 3rd St
Liberal, KS 67901
(620) 624-0463 ☎,P,EB,R
Hospital Affiliations:
Bob Wilson Memorial Hospital

Federally Qualified Health Care Agency

Um Western Kansas Mexican American (FQHC
Provider ID 3487680018

NPI: 1164619136
121 W 3rd St
Liberal, KS 67901
(620) 624-0463 ☎,P,EB,R

Internal Medicine

Ilyasov, Andrey A, MD, (M), B
Sw Professional Physicians Clinic
Provider ID 2597789001

NPI: 1972575857
315 W 15th St
Liberal, KS 67901
(620) 624-1651 ☎,P,EB,R
Hospital Affiliations:
Northern Hospital/surry County

Kamath, Akshath B, MD, (M), B
Sw Professional Physicians Clinic
Provider ID 3705847001

NPI: 1508177304
305 W 15th St Ste 102
Liberal, KS 67901
(620) 624-0702 ☎,P,EB,R
Languages Spoken:
Provider: Kannada, Spanish
Hospital Affiliations:
Southwest Medical Center

Toume, Anis, MD, (M), B
Heartland Oncology
Provider ID 5660658009

NPI: 1780999326
315 W 15th St
Liberal, KS 67901
(620) 624-4700 ☎,P,EB,R
Languages Spoken:
Provider: Spanish
Hospital Affiliations:
Citizens Medical Center
Goodland Regional Medical Center
Southwest Medical Center

Nurse Practitioner

Algrim, Melanie A, NP, (F), B
Um Western Kansas Mexican American (FQHC
Provider ID 3408700003

NPI: 1093760530
121 W 3rd St
Liberal, KS 67901
(620) 275-1755 ☎,P,EB,R

Applebee, Jayme L, NP, (F), B
Ob-Gyn Associates Of Sw Kansas Chr
Provider ID 2604350001

NPI: 1396797304
222 W 15th St
Liberal, KS 67901
(620) 624-3811 ☎,P,EB,R
Languages Spoken:
Provider: Vietnamese
M-Th 8:00 AM-5:00 PM
F 8:00 AM-12:00 PM

Brewer, Holly J, NP, (F), B
Liberal Family Medicine
Provider ID 3503530001

NPI: 1235468679
305 W 15th St Ste 103
Liberal, KS 67901
(620) 604-9698 ☎,P,EB,R
Not Accepting New Patients

Carter, Linsey K, NP, (F), B
Sw Professional Physicians Clinic
Provider ID 3419947004
NPI: 1184907784

Unless noted, all providers have regular office hours (M-F, 8 am- 5pm) and accept new patients. All providers are proficient in English unless otherwise noted.

Primary Care Providers

305 W 15th St Ste 101
Liberal, KS 67901
(620) 624-0705 ☺,P,EB,R
Hospital Affiliations:
Great Bend Regional Hospital

Clark, Paula F, NP, (F), B
Um Western Kansas Mexican
American (FQHC)
Provider ID 4119123003
NPI: 1366867400
121 W 3rd St
Liberal, KS 67901
(620) 275-1766 ☺,P,EB,R

Fowler, Tracy, NP, (F), B
Fowler Tracy
Provider ID 5512296001
NPI: 1801201173
2132 N Kansas Ave Ste B
Liberal, KS 67901
(620) 624-7400 ☺,P,EB,R
M-F 9:00 AM-5:00 PM

Kane, Laura J, NP, (F), B
Gurpreet S Randhawa MD
Provider ID 3092959002
NPI: 1245488956
1411 W 15th St Ste 202
Liberal, KS 67901
(620) 626-5033 ☺,P,EB,R
Not Accepting New Patients
Hospital Affiliations:
Via Christi Hospitals Wichita

Kane, Laura, NP, (F), B
Sw Professional Physicians Clinic
Provider ID 3092959005
NPI: 1245488956
315 W 15th St
Liberal, KS 67901
(620) 624-1651 ☺,P,EB,R
Not Accepting New Patients
Hospital Affiliations:
Via Christi Hospitals Wichita

Pediatrics

Husainy, Nargis, MD, (M), B
Husainy Nargis
Provider ID 2248418003
NPI: 1942299367
117 W 4th St
Liberal, KS 67901
(620) 624-5066 ☺,P,EB,R
Languages Spoken:
Provider: Urdu, Hindi, Spanish
M-Th 8:30 AM-5:30 PM
F 8:30 AM-12:00 PM
Hospital Affiliations:
Southwest Medical Center
University Hospital

Husainy, Nargis, MD, (M), B
Liberal Urgent Care
Provider ID 2248418005
NPI: 1942299367
2132 N Kansas Ave Ste A
Liberal, KS 67901
(620) 624-3700 ☺,P,EB,R
Languages Spoken:
Provider: Urdu, Gujarati, Spanish
Hospital Affiliations:
Southwest Medical Center
University Hospital

Lucero, Mariana E, MD, (F), B
Liberal Urgent Care
Provider ID 1935019001
NPI: 1831168673
2132 N Kansas Ave Ste B
Liberal, KS 67901
(620) 624-3700 ☺,P,EB,R
Hospital Affiliations:
Southwest Medical Center

Randhawa, Gurpreet, MD, (M), B
Liberal Urgent Care
Provider ID 2013706002
NPI: 1386667731
2132 N Kansas Ave Ste A
Liberal, KS 67901
(620) 624-3700 ☺,P,EB,R
Not Accepting New Patients
Hospital Affiliations:
Southwest Medical Center

Sheridan

Family Nurse Practitioner

Mauck, Heather A, NP, (F)
Sheridan County Hospital
Provider ID 3172783003
NPI: 1245563782
826 18th St
Hoxie, KS 67740
(785) 675-3018 ☺,P,EB,R
Hospital Affiliations:
Sheridan County Hospital

Family Practice

Gruenbacher, Douglas J, MD, (M), B
Sheridan County Hospital
Provider ID 2985729003
NPI: 1376597872
826 18th St
Hoxie, KS 67740
(785) 675-3018 ☺,P,EB,R
Hospital Affiliations:
Gove County Medical Center

Gruenbacher, Shelly L, MD, (F), B
Sheridan County Hospital
Provider ID 2985736002
NPI: 1811941347
826 18th St
Hoxie, KS 67740
(785) 675-3281 ☺,P,EB,R
Hospital Affiliations:
Gove County Medical Center

Machen, Michael E, MD, (M), B
Sheridan County Hospital
Provider ID 1618368004
NPI: 1336186196
826 18th St
Hoxie, KS 67740
(785) 675-3281 ☺,P,EB,R
Hospital Affiliations:
Gove County Medical Center

Federally Qualified Health Care Agency

Selden Community Clinic
Hoxie Medical Clinic
Provider ID 6028656001
NPI: 1942316799
826 18th St
Hoxie, KS 67740
(785) 675-3018 ☺,P,EB,R

Sherman

Family Practice

Daise, Travis, MD, (M), B
Goodland Regional Med Center/Prof
Fees
Provider ID 2450855005
NPI: 1184621997
106 Willow Rd
Goodland, KS 67735
(785) 890-6075 ☺,P,EB,R
M-F 9:00 AM-5:00 PM
Hospital Affiliations:
Goodland Regional Medical Center

Daise, Travis, MD, (M), B
Goodland Regional Med Center/Prof
Fees
Provider ID 2450855001
NPI: 1184621997
220 W 2nd St
Goodland, KS 67735
(785) 890-3625 ☺,P,EB,R
Hospital Affiliations:
Goodland Regional Medical Center

Licke, Heather M, MD, (F), B
Goodland Family Health Center
Provider ID 3537172001
NPI: 1093026429
106 Willow Rd
Goodland, KS 67735
(785) 890-6075 ☺,P,EB,R
Not Accepting New Patients
Hospital Affiliations:
Via Christi Hospitals Wichita

Rubenthaler-Brunkhardt, Kali, DO, (F), B
Goodland Family Health Center
Provider ID 3792049001
NPI: 1679893788
106 Willow Rd
Goodland, KS 67735
(785) 890-6075 ☺,P,EB,R
Hospital Affiliations:
Goodland Regional Medical Center

Nurse Practitioner

Desbien, Perry W, NP, (M), B
Goodland Family Health Center
Provider ID 3531835001
NPI: 1578841375
106 Willow Rd
Goodland, KS 67735
(785) 890-6075 ☺,P,EB,R
Hospital Affiliations:
Goodland Regional Medical Center
Graham County Hospital
Hays Medical Center

Desbien, Perry W, NP, (M), B
Goodland Family Health Center
Provider ID 3531835003
NPI: 1578841375
220 W 2nd St
Goodland, KS 67735
(785) 890-6075 ☺,P,EB,R
M-Su 12:01 AM-11:59 PM
Hospital Affiliations:
Goodland Regional Medical Center
Graham County Hospital
Hays Medical Center

Physician Assistant

Mago, Judith M, PA, (F), B
Goodland Family Health Center
Provider ID 3371476001
NPI: 1376638569
106 Willow Rd
Goodland, KS 67735
(785) 890-4012 ☺,P,EB,R
Not Accepting New Patients
Hospital Affiliations:
Goodland Regional Medical Center

Siefers, Julie, PA, (F), B
Goodland Family Health Center
Provider ID 2500764003
NPI: 1013947779
106 Willow Rd
Goodland, KS 67735
(785) 890-6075 ☺,P,EB,R
Hospital Affiliations:
Norton County Hospital

Spellmeier, Jonathan, PA, (M), B
Goodland Family Health Center
Provider ID 5149580002
NPI: 1598170581

106 Willow Rd
Goodland, KS 67735
(785) 890-4012 ☺,P,EB,R
Hospital Affiliations:
Goodland Regional Medical Center

Spellmeier, Jonathan, PA, (M), B
Goodland Family Health Center
Provider ID 5149580001
NPI: 1598170581
220 W 2nd St
Goodland, KS 67735
(785) 890-3625 ☺,P,EB,R
Hospital Affiliations:
Goodland Regional Medical Center

Vredenburg, Shawn C, PA, (M), B
Goodland Family Health Center
Provider ID 3543976003
NPI: 1194079277
106 Willow Rd
Goodland, KS 67735
(785) 890-6075 ☺,P,EB,R
Not Accepting New Patients

Vredenburg, Shawn C, PA, (M), B
Goodland Family Health Center
Provider ID 3543976004
NPI: 1194079277
220 W 2nd St
Goodland, KS 67735
(785) 890-6075 ☺,P,EB,R
Not Accepting New Patients

Rural Health Clinic

Goodland Family Health Center
Provider ID 3708652001
NPI: 1154499812
106 Willow Rd
Goodland, KS 67735
(785) 890-6075 ☺,P,EB,R

Goodland Family Health Center
Provider ID 3708652002
NPI: 1154499812
220 W 2nd St
Goodland, KS 67735
(785) 890-3635 ☺,P,EB,R

Stanton

Family Practice

Hinojosa, Jose L, MD, (M), B
Stanton County Family Practice
Provider ID 827888002
NPI: 1548358013
404 N Chestnut St
Johnston, KS 67855
(620) 492-1400 ☺,P,EB,R
Hospital Affiliations:
Rio Grande Regional Hospital
Stanton County Hospital

Troup, William R, MD, (M), B
William R Troup Md
Provider ID 306848001
NPI: 1366538167
101 E Greenwood Ave
Johnston, KS 67855
(620) 492-6230 ☺,P,EB,R
M-Th 9:00 AM-5:00 PM
F 9:00 AM-1:00 PM
Not Accepting New Patients
Hospital Affiliations:
Stanton County Hospital

Rural Health Clinic

Stanton County Family Practice
Provider ID 3530480003
NPI: 1679880363
103 E Greenwood Ave
Johnston, KS 67855
(620) 492-1400 ☺,P,EB,R

Stanton County Family Practice
Provider ID 3530480002
NPI: 1679880363
106 E Greenwood N
Johnston, KS 67855
(620) 492-1595 ☺,P,EB,R

Stanton County Family Practice
Provider ID 3530480001
NPI: 1679880363
404 N Chestnut St
Johnston, KS 67855
(620) 492-1400 ☺,P,EB,R

Stevens

Family Practice

Heger, Rodrick J, DO, (M), B
Stevens County Rural Health Clinic
Provider ID 2549715003
NPI: 1932134194
1006 S Jackson St Ste 10
Hugoton, KS 67951
(620) 544-8563 ☺,P,EB,R
Hospital Affiliations:
Stevens County Hospital
William Newton Memorial Hospital

Mcgroarty, Edwin, MD, (M), B
Stevens County Hospital/Prof F
Provider ID 1892178001

NPI: 1891767299
1006 S Jackson St
Hugoton, KS 67951
(316) 544-8563 ☺,P,EB,R
Hospital Affiliations:
Artesia General Hospital
Stevens County Hospital

Internal Medicine

Al Hashmi, Samer, MD, (M), B
Stevens County Hospital/Prof F
Provider ID 1618332001
NPI: 1013941038
1006 S Jackson St Ste 10
Hugoton, KS 67951
(620) 544-8563 ☺,P,EB,R
Sa 9:00 AM-12:00 P
Not Accepting New Patients
Hospital Affiliations:
Stevens County Hospital

Rural Health Clinic

Stevens County Medical Clinic
Stevens County Rural Health Clinic
Provider ID 3545226001
NPI: 1417926627
1006 S Jackson St
Hugoton, KS 67951
(316) 544-8563 ☺,P,EB,R

Thomas

Family Practice

Dybert, John R, DO, (M), B
Family Center For Health
Provider ID 3310450001
NPI: 1598992521

☺ = Wheelchair Accessible 🚶 = Provider is within one (1) mile of public transportation B = Board Certified
P = Parking EB = Exterior Building IB = Interior Building R = Restroom E = Exam Room
T = Exam Table/Scale/Chairs G = Gurneys & Stretchers PL = Portable Lifts RE = Radiologic Equipment
S = Signage & Documents

310 E College Dr
Colby, KS 67701
(785) 462-6184 ☎P,EB,R
Not Accepting New Patients
Hospital Affiliations:
Citizens Medical Center

Gabel, Sarah M, DO, (F), B
Family Center For Health
Provider ID 3335512001
NPI: 1255594305
310 E College Dr
Colby, KS 67701
(785) 462-6184 ☎P,EB,R
M-Th 7:00 AM-7:00 PM
F 7:00 AM-4:00 PM
Sa 8:30 AM-12:00 PM
Hospital Affiliations:
Citizens Medical Center
Oakwood Hospital And Medical
Center
Oakwood Hospital Medical Center

Kellogg, Brewster A, DO, (M), B
Family Center For Health
Provider ID 2728912001
NPI: 1922032333
310 E College Dr
Colby, KS 67701
(785) 462-6184 ☎P,EB,R
Not Accepting New Patients
Hospital Affiliations:
Citizens Medical Center
Rawlins County Health Center
Sheridan County Hospital

Kuhlman, Daniel P, MD, (M), B
Family Center For Health
Provider ID 3325023002
NPI: 1467743724
100 E College Dr
Colby, KS 67701
(785) 462-7511 ☎P,EB,R
Hospital Affiliations:
Citizens Medical Center
Salina Regional Health Center

Kuhlman, Daniel P, MD, (M), B
Family Center For Health
Provider ID 3325023001
NPI: 1467743724
310 E College Dr
Colby, KS 67701
(785) 462-6184 ☎P,EB,R
Hospital Affiliations:
Citizens Medical Center
Salina Regional Health Center

Kuhlman, Kara S, MD, (F), B
Family Center For Health
Provider ID 3325031001
NPI: 1558652818
310 E College Dr
Colby, KS 67701
(785) 462-6184 ☎P,EB,R
Hospital Affiliations:
Citizens Medical Center
Salina Regional Health Center

Matchell, Darren R, DO, (M), B
Family Center For Health
Provider ID 2735080001
NPI: 1003840547
100 E College Dr
Colby, KS 67701
(785) 462-7511 ☎P,EB,R
Not Accepting New Patients
Hospital Affiliations:
Citizens Medical Center

Matchell, Darren R, DO, (M), B
Family Center For Health
Provider ID 2735080002
NPI: 1003840547

310 E College Dr
Colby, KS 67701
(785) 462-6184 ☎P,EB,R
Not Accepting New Patients
Hospital Affiliations:
Citizens Medical Center

Nichols-Totten, Kysha C, MD, (F), B
Citizens Medical Center/Prof F
Provider ID 6032713002
NPI: 1073957262
100 E College Dr
Colby, KS 67701
(785) 462-7511 ☎P,EB,R
Hospital Affiliations:
Citizens Medical Center

Nurse Practitioner

Benson, Kristina A, NP, (F), B
Family Center For Health
Provider ID 2999197001
NPI: 1932367422
100 E College Dr
Colby, KS 67701
(785) 462-7511 ☎P,EB,R
Not Accepting New Patients
Hospital Affiliations:
Citizens Medical Center

Benson, Kristina K, NP, (F), B
Family Center For Health
Provider ID 2999197002
NPI: 1932367422
310 E College Dr
Colby, KS 67701
(785) 462-6184 ☎P,EB,R
Not Accepting New Patients
Hospital Affiliations:
Citizens Medical Center

Carney, Tricia, NP, (F), B
Family Center For Health
Provider ID 2999199003
NPI: 1922269687
100 E College Dr
Colby, KS 67701
(785) 462-7511 ☎P,EB,R
Hospital Affiliations:
Citizens Medical Center

Carney, Tricia, NP, (F), B
Family Center For Health
Provider ID 2999199002
NPI: 1922269687
310 E College Dr
Colby, KS 67701
(785) 462-6184 ☎P,EB,R
Not Accepting New Patients
Hospital Affiliations:
Citizens Medical Center

Flanagan, Luetta, NP, (F), B
Family Center For Health
Provider ID 2749987001
NPI: 1164440251
310 E College Dr
Colby, KS 67701
(785) 462-6184 ☎P,EB,R
Not Accepting New Patients
Hospital Affiliations:
Citizens Medical Center

Niblock, Jenny L, NP, (F), B
Family Center For Health
Provider ID 2728914001
NPI: 1841221371
310 E College Dr
Colby, KS 67701
(785) 462-6184 ☎P,EB,R
Not Accepting New Patients
Hospital Affiliations:
Citizens Medical Center

Obstetrics

Gabel, Sarah M, DO, (F), B
Family Center For Health
Provider ID 3335512001
NPI: 1255594305
310 E College Dr
Colby, KS 67701
(785) 462-6184 ☎P,EB,R
M-Th 7:00 AM-7:00 PM
F 7:00 AM-4:00 PM
Sa 8:30 AM-12:00 PM
Hospital Affiliations:
Citizens Medical Center
Oakwood Hospital And Medical
Center
Oakwood Hospital Medical Center

Physician Assistant

Gilson, Brady D, PA, (M), B
Family Center For Health
Provider ID 5829618001
NPI: 1033584867
100 E College Dr
Colby, KS 67701
(785) 462-7511 ☎P,EB,R
Hospital Affiliations:
Citizens Medical Center
Sheridan County Hospital

Haag, Jennifer R, PA, (F), B
Family Center For Health
Provider ID 3211988003
NPI: 1629383187
310 E College Dr
Colby, KS 67701
(785) 462-6184 ☎P,EB,R
Hospital Affiliations:
Citizens Medical Center
Clay County Medical Center

Horinek, Adam J, PA, (M), B
Citizens Medical Center/Prof F
Provider ID 3372786003
NPI: 1932480555
310 E College Dr
Colby, KS 67701
(785) 462-6184 ☎P,EB,R
Hospital Affiliations:
Citizens Medical Center

Reid, Amanda, PA, (F), B
Family Center For Health
Provider ID 2953542006
NPI: 1518952878
100 E College Dr
Colby, KS 67701
(785) 462-7511 ☎P,EB,R
Hospital Affiliations:
Citizens Medical Center
Co Of Logan New Frontiers Health
Services

Taylor, Regina R, PA, (F), B
Family Center For Health
Provider ID 5733309001
NPI: 1710356373
310 E College Dr
Colby, KS 67701
(785) 462-6184 ☎P,EB,R
Hospital Affiliations:
Citizens Medical Center

Unruh, Brian K, PA, (M), B
Citizens Medical Center/Prof F
Provider ID 2912720003
NPI: 1851493472
100 E College Dr
Colby, KS 67701
(785) 462-7511 ☎P,EB,R
Not Accepting New Patients
Hospital Affiliations:
Citizens Medical Center

Unruh, Brian K, PA, (M), B
Citizens Medical Center/Prof F
Provider ID 2912720002
NPI: 1851493472

310 E College Dr
Colby, KS 67701
(785) 462-6184 ☎P,EB,R
M-Th 7:00 AM-7:00 PM
F 7:00 AM-4:00 PM
Sa 8:30 AM-12:00 PM
Not Accepting New Patients
Hospital Affiliations:
Citizens Medical Center

Rural Health Clinic

Colby Medical Services
Provider ID 3702468003
NPI: 1780934927
1005 S Range Ave Ste 200
Colby, KS 67701
(785) 462-3332 ☎P,EB,R

Family Center For Health
Provider ID 3544600001
NPI: 1053406330
100 E College Dr
Colby, KS 67701
(785) 462-7511 ☎P,EB,R

Family Center For Health
Provider ID 3544600002
NPI: 1053406330
310 E College Dr
Colby, KS 67701
(785) 462-6184 ☎P,EB,R

Trego

Family Practice

De Andrade, Paulo R, MD, (M), B
Wakeeney Family Care Center (Rhc)
Provider ID 3642162003
NPI: 1861783490
320 N 13th St
Wa Keeney, KS 67672
(785) 743-2124 ☎P,EB,R
Hospital Affiliations:
Trego County Lemke Memorial
Hospital

De Andrade, Paulo R, MD, (M), B
Wakeeney Family Care Center (Rhc)
Provider ID 3642162001
NPI: 1861783490
333 N 14th St
Wa Keeney, KS 67672
(785) 743-2124 ☎P,EB,R
Hospital Affiliations:
Trego County Lemke Memorial
Hospital

Internal Medicine

Lang, Gordon E, MD, (M), B
Wakeeney Family Care Center (Rhc)
Provider ID 892514002
NPI: 1790890200
333 N 14th St
Wakeeney, KS 67672
(785) 743-2124 ☎P,EB,R
Hospital Affiliations:
Trego County Lemke Memorial
Hospital

Lang, Gordon, MD, (M), B
Wakeeney Family Care Center (Rhc)
Provider ID 892514004
NPI: 1790890200
320 N 13th St
Wa Keeney, KS 67672
(785) 743-2124 ☎P,EB,R
Hospital Affiliations:
Trego County Lemke Memorial
Hospital

Nurse Practitioner

Frost, Lisa J, MS, NP, (F), B
Wakeeney Family Care Center (Rhc)
Provider ID 3641339001
NPI: 1427163948
333 N 14th St
Wakeeney, KS 67672
(785) 743-2124 ☎P,EB,R
M-F 9:00 AM-5:00 PM
Hospital Affiliations:
Trego County Lemke Memorial
Hospital

Frost, Lisa, NP, (F), B
Wakeeney Family Care Center (Rhc)
Provider ID 3641339003
NPI: 1427163948
320 N 13th St
Wa Keeney, KS 67672
(785) 743-2124 ☎P,EB,R
M-F 9:00 AM-5:00 PM
Hospital Affiliations:
Trego County Lemke Memorial
Hospital

Physician Assistant

Day, David B, PA, (M), B
Wakeeney Family Care Center (Rhc)
Provider ID 3025744004
NPI: 1114067436
320 N 13th St
Wakeeney, KS 67672
(785) 743-2124 ☎P,EB,R
Hospital Affiliations:
Trego County Lemke Memorial
Hospital

Rural Health Clinic

**Trego County Lemke Memorial
Hospital**
Provider ID 513308001
NPI: 1194830679
320 N 13th St
Wakeeney, KS 67672
(785) 743-2182 ☎P,EB,R

**Trego County Lemke Memorial
Hospital**
Provider ID 3579557002
NPI: 1194830679
333 N 14th St
Wakeeney, KS 67672
(785) 743-2124 ☎P,EB,R

Wakeeney Family Care Center (Rhc)
Provider ID 3357301001
NPI: 1629186960
333 N 14th St
Wakeeney, KS 67672
(785) 743-2124 ☎P,EB,R

Wallace

Family Practice

Ellis, Wendel J, MD, (M), B
**Greeley County Rural Health Clinic
(Rhc)**
Provider ID 2752740001
NPI: 1336251784
504 E 6th St
Sharon Springs, KS 67758
(785) 852-4230 ☎P,EB,R
Not Accepting New Patients
Hospital Affiliations:
Greeley County Hospital

Liu, Robyn A, MD, (F), B
**Greeley County Rural Health Clinic
(Rhc)**
Provider ID 2815200001
NPI: 1447387360

Unless noted, all providers have regular office hours (M-F, 8 am- 5pm) and accept new patients. All providers are proficient in English unless otherwise noted.

Primary Care Providers

504 E 6th St Ste 310
Sharon Springs, KS 67758
(785) 852-4230 ☎P,EB,R

Not Accepting New Patients

Hospital Affiliations:

Greeley County Hospital
Oregon Health Science University

Physician Assistant

Dansel, Kimberly A, PA, (F), B
Greeley County Rural Health Clinic
(Rhc)

Provider ID 2752754001

NPI: 1235236621

504 E 6th St
Sharon Springs, KS 67758
(785) 852-4230 ☎P,EB,R

Hospital Affiliations:

Greeley County Hospital

Rural Health Clinic

Greeley Co Family Practice Clinic
Greeley County Rural Health Clinic
(Rhc)

Provider ID 3523479002

NPI: 1124178397

504 E 6th St
Sharon Springs, KS 67758
(785) 852-4230 ☎P,EB,R

Wallace County Family Practice
Clinic

Provider ID 3523448002

NPI: 1316054141

104 E 4th St
Sharon Springs, KS 67758
(785) 852-4230 ☎P,EB,R

Wallace County Family Practice
Clinic

Provider ID 3523448001

NPI: 1316054141

504 E 6th St
Sharon Springs, KS 67758
(785) 852-4230 ☎P,EB,R

Wichita

Rural Health Clinic

Wichita Co Health Center

Provider ID 185358001

NPI: 1184615338

211 E Earl St
Leoti, KS 67861
(620) 375-2222 ☎P,EB,R

☎ = Wheelchair Accessible 🚗 = Provider is within one (1) mile of public transportation B = Board Certified
P = Parking EB = Exterior Building IB = Interior Building R = Restroom E = Exam Room
T = Exam Table/Scale/Chairs G = Gurneys & Stretchers PL = Portable Lifts RE = Radiologic Equipment
S = Signage & Documents

Kansas

Cheyenne

Durable Medical Equipment

Krien Pharmacy
Provider ID 2546121002
 NPI: 1104821040
 105 W Washington St Ste 8
 Saint Francis, KS 67756
 (785) 332-2177

General Surgery

Frankum, Charles E, MD, (M)
Cheyenne County Public Health
Provider ID 321072006
 NPI: 1184671927
 210 W 1st St
 Saint Francis, KS 67756
 (785) 332-2104 ☎,P,EB,R
 M-F 7:00 AM-5:00 PM
 Hospital Affiliations:
 Cheyenne County Hospital
 Citizens Medical Center
 Hamilton County Hospital
 Kit Carson County Memorial Hospital
 Psl Medical Center
 Rawlins County Health Center
 Saint Joseph Hospital

Nutritionist (Reg Dietician)

Dohm, Kimberly B, RD, (F)
Cheyenne County Public Health
Provider ID 4331431001
 NPI: 1891794400
 210 W 1st St
 Saint Francis, KS 67756
 (785) 332-2104 ☎,P,EB,R
 M-F 7:00 AM-5:00 PM

Clark

Cardiovascular Disease

Khan, Muhammad A, MD, (M), B
Southwest Kansas Cardiology
Provider ID 1851703001
 NPI: 1669470340
 708 Oak St
 Ashland, KS 67831
 (620) 225-3900 ☎,P,EB,R
 Languages Spoken:
 Provider: Spanish
 Hospital Affiliations:
 Iberia General Hospital And Medical Center
 Kansas Medical Center
 Lafayette General Medical Center
 Opelousas General Health System
 Our Lady Of Lourdes Rmc
 Regional Medical Center Of Acadiana
 Western Plains Regional Hospital

Physician Assistant

Bigler, Jonathan A, PA, (M), B
Ashland Health Center
Provider ID 297521002
 NPI: 1609964402
 709 Oak St
 Ashland, KS 67831
 (620) 635-2222 ☎,P,EB,R
 Hospital Affiliations:
 Ashland Health Center
 Meade District Hospital

Decatur

Durable Medical Equipment

Ward Drug
Provider ID 5404425002
 NPI: 1790182954
 142 S Penn Ave
 Oberlin, KS 67749
 (785) 475-2285 ☎,P,EB,R

Finney

Eaglemed
Provider ID 1310615003
 NPI: 1114150950
 2225 S Air Service Dr Ste 116
 Garden City, KS 67846
 (417) 257-1585 ☎,P,EB,R

Eaglemed
Provider ID 1310615003
 NPI: 1114150950
 401 E Spruce St
 Garden City, KS 67846
 (417) 257-1585 ☎,P,EB,R

Audiology

Hendricks, Kim M, MA, (F), B
St Catherine Hospital/Prof Fees
Provider ID 2546821004
 NPI: 1831141589
 401 E Spruce St
 Garden City, KS 67846
 (620) 275-3702 ☎,P,EB,R
 Hospital Affiliations:
 St Catherine Hospital

Hendricks, Kim, MA, (F), B
St Catherine Hospital/Prof Fees
Provider ID 2546821002
 NPI: 1831141589
 311 E Spruce St
 Garden City, KS 67846
 (620) 275-3035 ☎,P,EB,R
 Hospital Affiliations:
 St Catherine Hospital

Miller, Zachary K, AUD, (M), B
Midwest Hearing Aids
Provider ID 3536327001
 NPI: 1770811770
 301 E Pine St
 Garden City, KS 67846
 (620) 275-4444 ☎,P,EB,R

Cardiology

Ferrell, John T, MD, (M), B
St Catherine Physician Services
Provider ID 1006530001
 NPI: 1174529184
 311 E Spruce St
 Garden City, KS 67846
 (620) 272-2222 ☎,P,EB,R
 Hospital Affiliations:
 Lutheran Medical Center
 Medical Center Of Aurora
 North Suburban Medical Center
 Psl Medical Center
 St Anthony Hospital
 St Anthony Hospital North
 St Catherine Hospital

Ferrell, John T, MD, (M), B
St Catherine Emergency Physicians
Provider ID 1006530002
 NPI: 1174529184

401 E Spruce St
 Garden City, KS 67846
 (620) 272-2212 ☎,P,EB,R
 Hospital Affiliations:
 Lutheran Medical Center
 Medical Center Of Aurora
 North Suburban Medical Center
 Psl Medical Center
 St Anthony Hospital
 St Anthony Hospital North
 St Catherine Hospital

Freund, William L, MD, (M), B
St Catherine Physician Services
Provider ID 1093144002
 NPI: 1710942685
 115 N Main St
 Garden City, KS 67846
 (620) 272-2222 ☎,P,EB,R
 Hospital Affiliations:
 Liberty Hospital
 North Kansas City Hospital
 Saint Luke's Northland Hospital
 St Lukes Hospital Of Kansas City
 University Of Kansas Hospital

Freund, William L, MD, (M), B
St Catherine Physician Services
Provider ID 1093144002
 NPI: 1710942685
 311 E Spruce St
 Garden City, KS 67846
 (620) 272-2222 ☎,P,EB,R
 Hospital Affiliations:
 Liberty Hospital
 North Kansas City Hospital
 Saint Luke's Northland Hospital
 St Lukes Hospital Of Kansas City
 University Of Kansas Hospital

Freund, William L, MD, (M), B
St Catherine Physician Services
Provider ID 1093144002
 NPI: 1710942685
 401 E Spruce St
 Garden City, KS 67846
 (620) 272-2222 ☎,P,EB,R
 M-F 9:00 AM-5:00 PM
 Hospital Affiliations:
 Liberty Hospital
 North Kansas City Hospital
 Saint Luke's Northland Hospital
 St Lukes Hospital Of Kansas City
 University Of Kansas Hospital

Rodela, Hugo, NP, (M), B
St Catherine Hospital/Prof Fees
Provider ID 5834640015
 NPI: 1396151775
 401 E Spruce St
 Garden City, KS 67846
 (620) 272-2222 ☎,P,EB,R
 Hospital Affiliations:
 Kansas Heart Hospital
 Select Specialty Hospital Wichita
 Via Christi Hospital Wichita St Teresa
 Wesley Medical Center
 Western Plains Regional Hospital

Cardiovascular Disease

Ferrell, John T, MD, (M), B
St Catherine Emergency Physicians
Provider ID 1006530002
 NPI: 1174529184
 401 E Spruce St
 Garden City, KS 67846
 (620) 272-2212 ☎,P,EB,R
 Hospital Affiliations:
 Lutheran Medical Center
 Medical Center Of Aurora
 North Suburban Medical Center
 Psl Medical Center
 St Anthony Hospital
 St Anthony Hospital North
 St Catherine Hospital

Rohilla, Arif M, MD, (M), B
St Catherine Emergency Physicians
Provider ID 1794261001
 NPI: 1821086182
 401 E Spruce St
 Garden City, KS 67846
 (620) 272-2222 ☎,P,EB,R
 Hospital Affiliations:
 Longmont United Hospital
 Medical Center Of Aurora
 North Suburban Medical Center
 Platte Valley Medical Center
 St Anthony Hospital

Rohilla, Arif, MD, (M), B
St Catherine Physician Services
Provider ID 1794261001
 NPI: 1821086182
 115 N Main St
 Garden City, KS 67846
 (620) 272-2222 ☎,P,EB,R
 Hospital Affiliations:
 Longmont United Hospital
 Medical Center Of Aurora
 North Suburban Medical Center
 Platte Valley Medical Center
 St Anthony Hospital

Rohilla, Arif, MD, (M), B
St Catherine Physician Services
Provider ID 1794261001
 NPI: 1821086182
 311 E Spruce St
 Garden City, KS 67846
 (620) 272-2222 ☎,P,EB,R
 M-F 9:00 AM-5:00 PM
 Hospital Affiliations:
 Longmont United Hospital
 Medical Center Of Aurora
 North Suburban Medical Center
 Platte Valley Medical Center
 St Anthony Hospital

Dermatology

Cornitius, Timothy G, MD, (M), B
St Catherine Hospital/Prof Fees
Provider ID 1081982005
 NPI: 1679554133
 311 E Spruce St
 Garden City, KS 67846
 (620) 275-3702 ☎,P,EB,R
 Hospital Affiliations:
 Western Plains Regional Hospital

Cornitius, Timothy G, MD, (M), B
St Catherine Hospital/Prof Fees
Provider ID 1081982004
 NPI: 1679554133
 401 E Spruce St
 Garden City, KS 67846
 (620) 272-2222 ☎,P,EB,R
 Hospital Affiliations:
 Western Plains Regional Hospital

Durable Medical Equipment

Hanger Prosthetics Orthotics East
Provider ID 2340503064
 NPI: 1366554511
 116 E Chestnut St Ste 100
 Garden City, KS 67846
 (620) 276-7607 ☎,P,EB,R

Plaza Pharmacy (Dme)
Provider ID 3569117001
 NPI: 1770679714
 911 N Main St
 Garden City, KS 67846
 (316) 276-8251 ☎,P,EB,R

Via Christi Home Medical Wichita
Home Medical Services LLC
Provider ID 469511001
 NPI: 1568642866

322 N Main St
 Garden City, KS 67846
 (620) 275-0863 ☎,P,EB,R

Family Practice

Ahmad, Mirza M, MD, (M), B
St Catherine Hospital/Prof Fees
Provider ID 5775005
 NPI: 1942281506
 311 E Spruce St
 Garden City, KS 67846
 (620) 275-3702 ☎,P,EB,R
 Hospital Affiliations:
 Western Plains Regional Hospital

Ahmad, Mirza M, MD, (M), B
St Catherine Physician Services
Provider ID 5775004
 NPI: 1942281506
 401 E Spruce St
 Garden City, KS 67846
 (620) 272-2222 ☎,P,EB,R
 Hospital Affiliations:
 Western Plains Regional Hospital

West, Kimberly D, MD, (F), B
St Catherine Hospital Anesthesia Services
Provider ID 2648614006
 NPI: 1609837319
 115 N Main St
 Garden City, KS 67846
 (620) 275-9752 ☎,P,EB,R
 Hospital Affiliations:
 Baptist Medical Center East
 Baptist Medical Center South
 St Catherine Hospital

West, Kimberly D, MD, (F), B
St Catherine Hospital/Prof Fees
Provider ID 2648614005
 NPI: 1609837319
 401 E Spruce St
 Garden City, KS 67846
 (620) 272-2222 ☎,P,EB,R
 Does Not Accept Male Patients
 Hospital Affiliations:
 Baptist Medical Center East
 Baptist Medical Center South
 St Catherine Hospital

West, Kimberly, MD, (F), B
St Catherine Hospital/Prof Fees
Provider ID 2648614004
 NPI: 1609837319
 311 E Spruce St
 Garden City, KS 67846
 (620) 272-2222 ☎,P,EB,R
 Does Not Accept Male Patients
 Hospital Affiliations:
 Baptist Medical Center East
 Baptist Medical Center South
 St Catherine Hospital

Gastroenterology

Lievens, Michael W, MD, (M), B
Kansas Gastroenterology
Provider ID 2052694001
 NPI: 1225038029
 311 E Spruce St
 Garden City, KS 67846
 (316) 261-3130 ☎,P,EB,R
 Hospital Affiliations:
 Kansas Heart Hospital
 Kansas Medical Center
 Via Christi Hospitals Wichita
 Wesley Medical Center

Zayat, Estephan N, MD, (M), B
Kansas Gastroenterology
Provider ID 2035454001
 NPI: 1558361261

Unless noted, all providers have regular office hours (M-F, 8 am- 5pm) and accept new patients. All providers are proficient in English unless otherwise noted.

311 E Spruce St
Garden City, KS 67846
(316) 261-3130 ☎,P,EB,R
Languages Spoken:
Provider: French
Hospital Affiliations:
Kansas Heart Hospital
Kansas Medical Center
Via Christi Hospitals Wichita
Wesley Medical Center

General Surgery

Arroyo, Zeferino J, MD, (M)
Garden Surgical Associates
Provider ID 842402001
NPI: 1932134012
311 E Spruce St
Garden City, KS 67846
(620) 275-3700 ☎,P,EB,R
Languages Spoken:
Provider: Spanish
Hospital Affiliations:
St Catherine Hospital

Byrnes, Matthew C, MD, (M)
St Catherine Physician Services
Provider ID 2775448001
NPI: 1063545317
115 N Main St
Garden City, KS 67846
(620) 272-2222 ☎,P,EB,R
Hospital Affiliations:
North Memorial Medical Center
St Catherine Hospital
University Of Minnesota Medical Center F
University Of Mn Medical Center Fairview

Byrnes, Matthew C, MD, (M)
St Catherine Physician Services
Provider ID 2775448001
NPI: 1063545317
311 E Spruce St
Garden City, KS 67846
(620) 272-2222 ☎,P,EB,R
M-F 9:00 AM-5:00 PM
Hospital Affiliations:
North Memorial Medical Center
St Catherine Hospital
University Of Minnesota Medical Center F
University Of Mn Medical Center Fairview

Byrnes, Matthew C, MD, (M)
St Catherine Emergency Physicians
Provider ID 2775448001
NPI: 1063545317
401 E Spruce St
Garden City, KS 67846
(620) 272-2222 ☎,P,EB,R
Hospital Affiliations:
North Memorial Medical Center
St Catherine Hospital
University Of Minnesota Medical Center F
University Of Mn Medical Center Fairview

Dunford, Gretchen L, DO, (F)
St Catherine Physician Services
Provider ID 6136409001
NPI: 1356637037
115 N Main St
Garden City, KS 67846
(620) 272-2222 ☎,P,EB,R
Hospital Affiliations:
St Catherine Hospital

Dunford, Gretchen L, DO, (F)
St Catherine Physician Services
Provider ID 6136409001
NPI: 1356637037

311 E Spruce St
Garden City, KS 67846
(620) 272-2222 ☎,P,EB,R
M-F 9:00 AM-5:00 PM
Hospital Affiliations:
St Catherine Hospital

Dunford, Gretchen L, DO, (F)
St Catherine Physician Services
Provider ID 6136409001
NPI: 1356637037
401 E Spruce St
Garden City, KS 67846
(620) 272-2222 ☎,P,EB,R
Hospital Affiliations:
St Catherine Hospital

Kessler, Kurt F, MD, (M)
St Catherine Physician Services
Provider ID 1425963002
NPI: 1487648762
115 N Main St
Garden City, KS 67846
(620) 272-2222 ☎,P,EB,R
M-F 9:00 AM-5:00 PM
Hospital Affiliations:
Memorial Hospital And Health Care Center
St Catherine Hospital
Strhs-lawrenceburg

Kessler, Kurt F, MD, (M)
St Catherine Physician Services
Provider ID 1425963002
NPI: 1487648762
311 E Spruce St Ste 2a
Garden City, KS 67846
(620) 272-2222 ☎,P,EB,R
M,Tu,W,Th,F,Su 8:00 AM-5:00 PM
Sa 9:00 AM-5:00 PM
Hospital Affiliations:
Memorial Hospital And Health Care Center
St Catherine Hospital
Strhs-lawrenceburg

Kessler, Kurt F, MD, (M)
St Catherine Physician Services
Provider ID 1425963002
NPI: 1487648762
401 E Spruce St
Garden City, KS 67846
(620) 272-2222 ☎,P,EB,R
M-F 9:00 AM-5:00 PM
Hospital Affiliations:
Memorial Hospital And Health Care Center
St Catherine Hospital
Strhs-lawrenceburg

Rink, Joanne D, MD, (F)
St Catherine Hospital/Prof Fees
Provider ID 2268464002
NPI: 1215991963
310 E Walnut St Ste 201
Garden City, KS 67846
(620) 272-2222 ☎,P,EB,R
Hospital Affiliations:
St Catherine Hospital

Rink, Joanne D, MD, (F)
St Catherine Hospital/Prof Fees
Provider ID 2268464004
NPI: 1215991963
311 E Spruce St
Garden City, KS 67846
(620) 275-3035 ☎,P,EB,R
Hospital Affiliations:
St Catherine Hospital

Rink, Joanne D, MD, (F)
St Catherine Emergency Physicians
Provider ID 2268464005
NPI: 1215991963
401 E Spruce St
Garden City, KS 67846
(877) 485-4474 ☎,P,EB,R
M,Tu,W,F 8:00 AM-5:00 PM
Th 8:00 AM-12:00 PM

Hospital Affiliations:
St Catherine Hospital

Hematology/Oncology

Fesen, Mark R, MD, (M)
Central Care
Provider ID 1074329002
NPI: 1639149545
410 E Spruce St
Garden City, KS 67846
(620) 272-2579 ☎,P,EB,R
M-F 8:00 AM-4:30 PM
Hospital Affiliations:
Clara Barton Hospital
Great Bend Regional Hospital
Hutchinson Regional Medical Center
Kansas Spine And Specialty Hospital
Merit Health Wesley
Newman Regional Health
Saint Catherine Regional Hospital
Via Christi Hospitals Wichita

Velasco, Jose, MD, (M)
Central Care Cancer Center
Provider ID 4956957001
NPI: 1376731968
410 E Spruce St
Garden City, KS 67846
(620) 272-2579 ☎,P,EB,R
M-F 8:00 AM-4:30 PM

Infectious Disease

Gajurel, Kiran, MD, (M)
St Catherine Emergency Physicians
Provider ID 3011027004
NPI: 1922213297
401 E Spruce St
Garden City, KS 67846
(620) 272-2222 ☎,P,EB,R
Hospital Affiliations:
St Catherine Hospital
Stanford Medical Center
U Of I Hospitals And Clinics

Internal Medicine

Barcaldo-Villalba, Rafael M, MD, (M), B
St Catherine Hospital/Prof Fees
Provider ID 5644896001
NPI: 1013151968
311 E Spruce St
Garden City, KS 67846
(620) 271-3139 ☎,P,EB,R
Hospital Affiliations:
St Catherine Hospital

Barcaldo-Villalba, Rafael M, MD, (M), B
St Catherine Hospital/Prof Fees
Provider ID 5644896003
NPI: 1013151968
401 E Spruce St
Garden City, KS 67846
(620) 272-2222 ☎,P,EB,R
Hospital Affiliations:
St Catherine Hospital

Ferrell, John T, MD, (M), B
St Catherine Physician Services
Provider ID 1006530001
NPI: 1174529184

311 E Spruce St
Garden City, KS 67846
(620) 272-2222 ☎,P,EB,R
Hospital Affiliations:
Lutheran Medical Center
Medical Center Of Aurora
North Suburban Medical Center
Psl Medical Center
St Anthony Hospital
St Anthony Hospital North
St Catherine Hospital

Ferrell, John T, MD, (M), B
St Catherine Emergency Physicians
Provider ID 1006530002
NPI: 1174529184
401 E Spruce St
Garden City, KS 67846
(620) 272-2212 ☎,P,EB,R
Hospital Affiliations:
Lutheran Medical Center
Medical Center Of Aurora
North Suburban Medical Center
Psl Medical Center
St Anthony Hospital
St Anthony Hospital North
St Catherine Hospital

Fesen, Mark R, MD, (M), B
Central Care
Provider ID 1074329002
NPI: 1639149545
410 E Spruce St
Garden City, KS 67846
(620) 272-2579 ☎,P,EB,R
M-F 8:00 AM-4:30 PM
Hospital Affiliations:
Clara Barton Hospital
Great Bend Regional Hospital
Hutchinson Regional Medical Center
Kansas Spine And Specialty Hospital
Merit Health Wesley
Newman Regional Health
Saint Catherine Regional Hospital
Via Christi Hospitals Wichita

Gajurel, Kiran, MD, (M), B
St Catherine Emergency Physicians
Provider ID 3011027004
NPI: 1922213297
401 E Spruce St
Garden City, KS 67846
(620) 272-2222 ☎,P,EB,R
Hospital Affiliations:
St Catherine Hospital
Stanford Medical Center
U Of I Hospitals And Clinics

Vierthaler, Carl A, MD, (M), B
St Catherine Hospital/Prof Fees
Provider ID 863642006
NPI: 1053393389
311 E Spruce St
Garden City, KS 67846
(620) 275-3702 ☎,P,EB,R
Hospital Affiliations:
Western Plains Regional Hospital

Interventional Cardiology

Hurley, Dominic V, MD, (M)
St Catherine Physician Services
Provider ID 1615007003
NPI: 1609872456
311 E Spruce St
Garden City, KS 67846
(620) 272-2222 ☎,P,EB,R
Hospital Affiliations:
Sanford Usd Medical Center
St Catherine Hospital

Hurley, Dominic V, MD, (M)
St Catherine Physician Services
Provider ID 1615007003
NPI: 1609872456

401 E Spruce St
Garden City, KS 67846
(620) 272-2222 ☎,P,EB,R
M-F 9:00 AM-5:00 PM
Hospital Affiliations:
Sanford Usd Medical Center
St Catherine Hospital

Nephrology

Azzi, Nassif, MD, (M), B
St Catherine Physician Services
Provider ID 4515358005
NPI: 1801025820
311 E Spruce St
Garden City, KS 67846
(620) 272-2222 ☎,P,EB,R
Hospital Affiliations:
Western Plains Regional Hospital

Azzi, Nassif, MD, (M), B
St Catherine Physician Services
Provider ID 4515358005
NPI: 1801025820
401 E Spruce St
Garden City, KS 67846
(620) 272-2222 ☎,P,EB,R
Hospital Affiliations:
Western Plains Regional Hospital

Barcaldo-Villalba, Rafael M, MD, (M), B
St Catherine Physician Services
Provider ID 5644896001
NPI: 1013151968
115 N Main St
Garden City, KS 67846
(620) 272-2222 ☎,P,EB,R
Hospital Affiliations:
St Catherine Hospital

Barcaldo-Villalba, Rafael M, MD, (M), B
St Catherine Hospital/Prof Fees
Provider ID 5644896001
NPI: 1013151968
311 E Spruce St
Garden City, KS 67846
(620) 271-3139 ☎,P,EB,R
Hospital Affiliations:
St Catherine Hospital

Barcaldo-Villalba, Rafael M, MD, (M), B
St Catherine Hospital/Prof Fees
Provider ID 5644896003
NPI: 1013151968
401 E Spruce St
Garden City, KS 67846
(620) 272-2222 ☎,P,EB,R
Hospital Affiliations:
St Catherine Hospital

Neurology

Nitka, Ernest E, MD, (M), B
St Catherine Physician Services
Provider ID 215660002
NPI: 1063485936
115 N Main St
Garden City, KS 67846
(620) 275-9634 ☎,P,EB,R
M-F 9:00 AM-5:00 PM
Hospital Affiliations:
Community General Hospital
Greater Syracuse
Crouse Hospital
Mercy Regional Medical Center
St Anthony Hospital
St Catherine Hospital

Nitka, Ernest E, MD, (M), B
St Catherine Physician Services
Provider ID 215660002
NPI: 1063485936

☎ = Wheelchair Accessible 🚶 = Provider is within one (1) mile of public transportation B = Board Certified
P = Parking EB = Exterior Building IB = Interior Building R = Restroom E = Exam Room
T = Exam Table/Scale/Chairs G = Gurneys & Stretchers PL = Portable Lifts RE = Radiologic Equipment
S = Signage & Documents

311 E Spruce St
Garden City, KS 67846
(620) 272-2222 ☎P,EB,R
M-F 9:00 AM-5:00 PM
Hospital Affiliations:
Community General Hospital
Greater Syracuse
Crouse Hospital
Mercy Regional Medical Center
St Anthony Hospital
St Catherine Hospital

Nitka, Ernest E, MD, (M), B
St Catherine Hospital/Prof Fees
Provider ID 215660002
NPI: 1063485936
401 E Spruce St
Garden City, KS 67846
(620) 272-2222 ☎P,EB,R
Hospital Affiliations:
Community General Hospital
Greater Syracuse
Crouse Hospital
Mercy Regional Medical Center
St Anthony Hospital
St Catherine Hospital

Nurse Practitioner

Guebara, Christine A, MS, (F), B
Compass Behavioral Health
Provider ID 2401463001
NPI: 1578513164
531 Campus View St
Garden City, KS 67846
(620) 275-9434 ☎P,EB,R

Guebara, Christine A, NP, (F), B
Compass Behavioral Health
Provider ID 2401463001
NPI: 1578513164
1111 E Spruce St
Garden City, KS 67846
(620) 276-7689 ☎P,EB,R

Rodela, Hugo, RN, (M), B
St Catherine Physician Services
Provider ID 6215655001
311 E Spruce St
Garden City, KS 67846
(620) 271-3157 ☎P,EB,R

Werth, Irene E, MS, (F), B
St Francis Community And Family Service
Provider ID 2373926002
NPI: 1770558538
1515 E Kansas Ave
Garden City, KS 67846
(620) 276-4485 ☎P,EB,R

Worf, Terri J, NP, (F), B
St Catherine Hospital/Prof Fees
Provider ID 2985418005
NPI: 1477519924
311 E Spruce St
Garden City, KS 67846
(620) 272-2222 ☎P,EB,R
Hospital Affiliations:
St Catherine Hospital

Worf, Terri J, NP, (F), B
St Catherine Hospital/Prof Fees
Provider ID 2985418004
NPI: 1477519924
401 E Spruce St
Garden City, KS 67846
(620) 272-2222 ☎P,EB,R
Hospital Affiliations:
St Catherine Hospital

Obstetrics And Gynecology

Hall, Richard R, MD, (M), B
St Catherine Physician Services
Provider ID 1969511001
NPI: 1710950332

115 N Main St
Garden City, KS 67846
(620) 275-9634 ☎P,EB,R
Does Not Accept Male Patients
Hospital Affiliations:
Spectrum Health Big Rapids
Hospital
St Catherine Hospital
Twin Rivers Regional Med Center

Hall, Richard R, MD, (M), B
St Catherine Emergency Physicians
Provider ID 1969511004
NPI: 1710950332
401 E Spruce St
Garden City, KS 67846
(620) 275-3702 ☎P,EB,R
Hospital Affiliations:
Spectrum Health Big Rapids
Hospital
St Catherine Hospital
Twin Rivers Regional Med Center

Heskett, Bret E, MD, (M), B
St Catherine Physician Services
Provider ID 3378089005
NPI: 1306054952

115 N Main St
Garden City, KS 67846
(620) 275-9752 ☎P,EB,R
Hospital Affiliations:
Greeley County Hospital
St Catherine Hospital

Heskett, Bret E, MD, (M), B
St Catherine Physician Services
Provider ID 3378089005
NPI: 1306054952

311 E Spruce St
Garden City, KS 67846
(620) 275-3710 ☎P,EB,R
Hospital Affiliations:
Greeley County Hospital
St Catherine Hospital

Heskett, Bret E, MD, (M), B
St Catherine Emergency Physicians
Provider ID 3378089007
NPI: 1306054952
401 E Spruce St
Garden City, KS 67846
(877) 485-4474 ☎P,EB,R
Hospital Affiliations:
Greeley County Hospital
St Catherine Hospital

Lopez, Thalia J, MD, (F), B
St Catherine Physician Services
Provider ID 2010466006
NPI: 1073518825
311 E Spruce St
Garden City, KS 67846
(620) 272-2222 ☎P,EB,R
M-F 9:00 AM-5:00 PM
Hospital Affiliations:
Kansas Surgery And Recovery
Center
Via Christi Hospitals Wichita
Wesley Medical Center

Lopez, Thalia J, MD, (F), B
St Catherine Physician Services
Provider ID 2010466006
NPI: 1073518825
401 E Spruce St
Garden City, KS 67846
(620) 272-2222 ☎P,EB,R
Hospital Affiliations:
Kansas Surgery And Recovery
Center
Via Christi Hospitals Wichita
Wesley Medical Center

Oncology

Deyao, Jocelyn T, MD, (F), B
Central Care Cancer Center
Provider ID 5457487001
NPI: 1366670416
410 E Spruce St
Garden City, KS 67846
(620) 272-2579 ☎P,EB,R
M-F 8:00 AM-4:30 PM
Hospital Affiliations:
Citizens Medical Center
Co Of Logan New Frontiers Health
Services
Goodland Regional Medical Center
St Catherine Hospital

Elamin, Elshami M, MD, (M), B
Heartland Oncology
Provider ID 2010428002
NPI: 1841254521
410 E Spruce St
Garden City, KS 67846
(620) 272-2579 ☎P,EB,R
M-F 8:00 AM-4:30 PM
Hospital Affiliations:
Susan B Allen Memorial Hospital
Wesley Medical Center

Fesen, Mark R, MD, (M), B
Central Care
Provider ID 1074329002
NPI: 1639149545
410 E Spruce St
Garden City, KS 67846
(620) 272-2579 ☎P,EB,R
M-F 8:00 AM-4:30 PM
Hospital Affiliations:
Clara Barton Hospital
Great Bend Regional Hospital
Hutchinson Regional Medical
Center
Kansas Spine And Specialty
Hospital
Merit Health Wesley
Newman Regional Health
Saint Catherine Regional Hospital
Via Christi Hospitals Wichita

Nanney, Gregory D, MD, (M), B
Heartland Oncology
Provider ID 2488200005
NPI: 1780784645
410 E Spruce St
Garden City, KS 67846
(620) 272-2579 ☎P,EB,R
M-F 8:00 AM-4:30 PM
Hospital Affiliations:
Great Bend Regional Hospital
Kansas Medical Center
Kansas Spine And Specialty
Hospital
Newton Medical Center
Select Specialty Hospital Wichita
St Catherine Hospital

Tibayan, Restituto T, MD, (M), B
Central Care
Provider ID 3476037001
NPI: 1508029208
410 E Spruce St
Garden City, KS 67846
(620) 272-2579 ☎P,EB,R
M-F 8:00 AM-4:30 PM

Toumeh, Anis, MD, (M), B
Central Care Cancer Center
Provider ID 5660658005
NPI: 1780999326
410 E Spruce St
Garden City, KS 67846
(620) 272-2579 ☎P,EB,R
Languages Spoken:
Provider: Spanish
M-F 8:00 AM-4:30 PM
Hospital Affiliations:
Citizens Medical Center
Goodland Regional Medical Center
Southwest Medical Center

Velasco, Jose, MD, (M), B
Central Care Cancer Center
Provider ID 4956957001
NPI: 1376731968
410 E Spruce St
Garden City, KS 67846
(620) 272-2579 ☎P,EB,R
M-F 8:00 AM-4:30 PM

Orthopaedic Surgery

Aberle, Nicholas S, MD, (M)
St Catherine Physician Services
Provider ID 3493660002
NPI: 1659578060
311 E Spruce St
Garden City, KS 67846
(620) 271-3157 ☎P,EB,R
Hospital Affiliations:
Boulder Community Hospital
Providence Medical Center
Saint John Hospital
University Of Colorado Hospital

Britton, James A, MD, (M)
St Catherine Hospital/Prof Fees
Provider ID 238701002
NPI: 1154339505
311 E Spruce St
Garden City, KS 67846
(620) 275-3030 ☎P,EB,R
Hospital Affiliations:
Boulder Community Hospital
Childrens Hospital Colorado
Longmont United Hospital
St Catherine Hospital

Britton, James A, MD, (M)
St Catherine Emergency Physicians
Provider ID 238701003
NPI: 1154339505
401 E Spruce St
Garden City, KS 67846
(877) 485-4474 ☎P,EB,R
Hospital Affiliations:
Boulder Community Hospital
Childrens Hospital Colorado
Longmont United Hospital
St Catherine Hospital

Chan, Prince, MD, (M)
Kansas Orthopaedic Center
Provider ID 2689331001
NPI: 1912987520
101 E Fulton St
Garden City, KS 67846
(316) 838-2020 ☎P,EB,R
Hospital Affiliations:
Kansas Spine And Specialty
Hospital
Kansas Surgery And Recovery
Center
Via Christi Hospitals Wichita
Wesley Medical Center

Cusick, Robert P, MD, (M)
Kansas Orthopaedic Center
Provider ID 1658277001
NPI: 1184606790
101 E Fulton St
Garden City, KS 67846
(316) 838-2020 ☎P,EB,R
Hospital Affiliations:
Kansas Surgery And Recovery
Center
Via Christi Hospitals Wichita
Wesley Medical Center

Ericksen, Steven E, MD, (M)
Kansas Orthopaedic Center
Provider ID 1713529002
NPI: 1639335490
101 E Fulton St
Garden City, KS 67846
(316) 838-2020 ☎P,EB,R
Hospital Affiliations:
Via Christi Hospitals Wichita

Garcia, Guillermo O, MD, (M)
St Catherine Physician Services
Provider ID 1728346001
NPI: 1902898265
115 N Main St
Garden City, KS 67846
(620) 272-2222 ☎P,EB,R
Hospital Affiliations:
St Catherine Hospital

Garcia, Guillermo O, MD, (M)
St Catherine Hospital/Prof Fees
Provider ID 1728346001
NPI: 1902898265
311 E Spruce St Ste 203
Garden City, KS 67846
(620) 272-2222 ☎P,EB,R
Hospital Affiliations:
St Catherine Hospital

Garcia, Guillermo O, MD, (M)
St Catherine Emergency Physicians
Provider ID 1728346001
NPI: 1902898265
401 E Spruce St
Garden City, KS 67846
(620) 272-2222 ☎P,EB,R
Hospital Affiliations:
St Catherine Hospital

Gluck, James L, MD, (M)
Kansas Orthopaedic Center
Provider ID 901868001
NPI: 1154301760
101 E Fulton St
Garden City, KS 67846
(316) 838-2020 ☎P,EB,R
Hospital Affiliations:
Wesley Medical Center

Greeson, Clay B, MD, (M)
St Catherine Physician Services
Provider ID 5637237002
NPI: 1730318403
311 E Spruce St
Garden City, KS 67846
(620) 271-3157 ☎P,EB,R
Hospital Affiliations:
St Catherine Hospital

Greeson, Clay B, MD, (M)
St Catherine Hospital/Prof Fees
Provider ID 5637237003
NPI: 1730318403
401 E Spruce St
Garden City, KS 67846
(620) 275-3702 ☎P,EB,R
Hospital Affiliations:
St Catherine Hospital

Heady, Kent L, MD, (M)
Kansas Orthopaedic Center
Provider ID 2630853002
NPI: 1093795619
101 E Fulton St
Garden City, KS 67846
(316) 838-2020 ☎P,EB,R
Hospital Affiliations:
Wesley Medical Center

Howell, Steven J, MD, (M)
Kansas Orthopaedic Center
Provider ID 966314002
NPI: 1881664068
101 E Fulton St
Garden City, KS 67846
(316) 838-2020 ☎P,EB,R
Hospital Affiliations:
Wesley Medical Center

Mahomed, Mohamed N, MD, (M)
Kansas Orthopaedic Center
Provider ID 3197065003
NPI: 1659424471

Unless noted, all providers have regular office hours (M-F, 8 am- 5pm) and accept new patients. All providers are proficient in English unless otherwise noted.

Specialists

Kansas - Finney

101 E Fulton St
Garden City, KS 67846
(316) 838-2020 ☺P,EB,R
Hospital Affiliations:
Kansas Spine And Specialty
Hospital
Newton Medical Center
Via Christi Hospitals Wichita
Wesley Medical Center

Miller, Christopher D, MD, (M)
Kansas Orthopaedic Center
Provider ID 2985994002
NPI: 1023088200
101 E Fulton St
Garden City, KS 67846
(316) 838-2020 ☺P,EB,R
Hospital Affiliations:
Hillsboro Community Hospital
Kansas Spine And Specialty
Hospital
Via Christi Hospitals Wichita
Wesley Medical Center

Morren, Robert D, MD, (M)
St Catherine Physician Services
Provider ID 2292486004
NPI: 1790754562
311 E Spruce St
Garden City, KS 67846
(620) 272-2222 ☺P,EB,R
M-F 9:00 AM-5:00 PM
Hospital Affiliations:
Borgess Medical Center
Bronson Methodist Hospital
St Catherine Hospital

Morren, Robert D, MD, (M)
St Catherine Hospital/Prof Fees
Provider ID 2292486004
NPI: 1790754562
401 E Spruce St
Garden City, KS 67846
(620) 272-2222 ☺P,EB,R
Hospital Affiliations:
Borgess Medical Center
Bronson Methodist Hospital
St Catherine Hospital

Morrow, Shawn R, DO, (M)
Kansas Orthopaedic Center
Provider ID 3346249001
NPI: 1487899852
101 E Fulton St
Garden City, KS 67846
(316) 838-2020 ☺P,EB,R
Hospital Affiliations:
Dublin Methodist Hospital

Moskowitz, Alan N, MD, (M)
Kansas Orthopaedic Center
Provider ID 286639003
NPI: 1285616649
101 E Fulton St
Garden City, KS 67846
(316) 838-2020 ☺P,EB,R
Hospital Affiliations:
Kansas Surgery And Recovery
Center
Wesley Medical Center

Plomaritis, Titus, MD, (M)
St Catherine Physician Services
Provider ID 717986001
NPI: 1780603738
115 N Main St
Garden City, KS 67846
(620) 272-2222 ☺P,EB,R
Hospital Affiliations:
Morehead Memorial Hospital

Plomaritis, Titus, MD, (M)
St Catherine Hospital/Prof Fees
Provider ID 717986001
NPI: 1780603738

311 E Spruce St
Garden City, KS 67846
(620) 275-3035 ☺P,EB,R
Hospital Affiliations:
Morehead Memorial Hospital

Plomaritis, Titus, MD, (M)
St Catherine Emergency Physicians
Provider ID 717986001
NPI: 1780603738
401 E Spruce St
Garden City, KS 67846
(620) 272-2222 ☺P,EB,R
Hospital Affiliations:
Morehead Memorial Hospital

Shah, Alok, MD, (M)
St Catherine Hospital/Prof Fees
Provider ID 1618622005
NPI: 1144202474
311 E Spruce St
Garden City, KS 67846
(620) 275-3702 ☺P,EB,R
Hospital Affiliations:
Western Plains Regional Hospital

Shah, Alok, MD, (M)
St Catherine Hospital/Prof Fees
Provider ID 1618622007
NPI: 1144202474
401 E Spruce St
Garden City, KS 67846
(620) 275-3702 ☺P,EB,R
Hospital Affiliations:
Western Plains Regional Hospital

Pediatric Orthopaedic Surgery

Hollenbeck, Steven M, MD, (M), B
Kansas Orthopaedic Center
Provider ID 2086527001
NPI: 1689832651
101 E Fulton St
Garden City, KS 67846
(316) 383-2020 ☺P,EB,R
Hospital Affiliations:
Kansas Spine And Specialty
Hospital
Wesley Medical Center

Pediatrics

Zauche, James T, MD, (M), B
St Catherine Hospital/Prof Fees
Provider ID 1769484001
NPI: 1659323947
311 E Spruce St Ste 3b
Garden City, KS 67846
(620) 275-3702 ☺P,EB,R
Hospital Affiliations:
St Catherine Hospital

Physical Therapy

King, Jessica L, PT, (F)
St Catherine Physician Services
Provider ID 2503121002
NPI: 1376622886
401 E Spruce St
Garden City, KS 67846
(620) 272-2222 ☺P,EB,R
M-F 9:00 AM-5:00 PM

Nebbling, Dirk, PT, (M)
St Catherine Hospital/Prof Fees
Provider ID 2852120003
NPI: 1699756254
311 E Spruce St
Garden City, KS 67846
(620) 275-3702 ☺P,EB,R
Hospital Affiliations:
Western Plains Regional Hospital

Nebbling, Dirk, PT, (M)
St Catherine Physician Services
Provider ID 2852120004
NPI: 1699756254

401 E Spruce St
Garden City, KS 67846
(620) 272-2222 ☺P,EB,R
Hospital Affiliations:
Western Plains Regional Hospital

Sarmiento, Delfin A, PT, (M)
Kansas Orthopaedic Center
Provider ID 3288398002
NPI: 1922336130
101 E Fulton St
Garden City, KS 67846
(316) 838-2020 ☺P,EB,R
M-F 7:30 AM-5:00 PM

Physician Assistant

Baughman, Jessica J, PA, (F), B
St Catherine Hospital/Prof Fees
Provider ID 6177217001
NPI: 1174076152
311 E Spruce St
Garden City, KS 67846
(620) 272-2222 ☺P,EB,R

Baughman, Jessica J, PA, (F), B
St Catherine Hospital/Prof Fees
Provider ID 6177217002
NPI: 1174076152
401 E Spruce St
Garden City, KS 67846
(620) 272-2222 ☺P,EB,R

Brock, Ronald A, PA, (M), B
St Catherine Physician Services
Provider ID 5437591002
NPI: 1144323494
115 N Main St
Garden City, KS 67846
(620) 272-2222 ☺P,EB,R
M-F 9:00 AM-5:00 PM
Hospital Affiliations:
Saint Francis Hospital

Brock, Ronald A, PA, (M), B
St Catherine Physician Services
Provider ID 5437591002
NPI: 1144323494
311 E Spruce St
Garden City, KS 67846
(620) 272-2222 ☺P,EB,R
M-F 9:00 AM-5:00 PM
Hospital Affiliations:
Saint Francis Hospital

Brock, Ronald A, PA, (M), B
St Catherine Physician Services
Provider ID 5437591002
NPI: 1144323494
401 E Spruce St
Garden City, KS 67846
(620) 272-2222 ☺P,EB,R
M-F 9:00 AM-5:00 PM
Hospital Affiliations:
Saint Francis Hospital

Burbach, Nicholas, PA, (M), B
Kansas Orthopaedic Center
Provider ID 2845813001
NPI: 1952381485
101 E Fulton St
Garden City, KS 67846
(316) 838-2020 ☺P,EB,R
Hospital Affiliations:
Via Christi Hospitals Wichita

Dowdy, Gretchen L, PA, (F), B
Finney County Health Department
Provider ID 6056317001
NPI: 1679697767
919 W Zerr Rd
Garden City, KS 67846
(620) 272-3600 ☺P,EB,R

Hershbarger, Jeanette, PA, (F), B
St Catherine Hospital/Prof Fees
Provider ID 6002778002
NPI: 1396105698

401 E Spruce St
Garden City, KS 67846
(620) 272-2222 ☺P,EB,R

Keesling, Shelly R, PA, (F), B
St Catherine Hospital/Prof Fees
Provider ID 5302547006
NPI: 1356743835
401 E Spruce St
Garden City, KS 67846
(620) 272-2222 ☺P,EB,R

Mcqueen, Patricia, PA, (F), B
Kansas Orthopaedic Center
Provider ID 2823789003
NPI: 1093797631
101 E Fulton St
Garden City, KS 67846
(316) 838-2020 ☺P,EB,R
Hospital Affiliations:
Kansas Surgery And Recovery
Center
Via Christi Hospitals Wichita
Wesley Medical Center

Ray, Mason R, PA, (M), B
St Catherine Physician Services
Provider ID 5635297002
NPI: 1700252897
311 E Spruce St
Garden City, KS 67846
(620) 272-2222 ☺P,EB,R
M-F 9:00 AM-5:00 PM
Hospital Affiliations:
Western Plains Regional Hospital

Ray, Mason R, PA, (M), B
St Catherine Hospital/Prof Fees
Provider ID 5635297003
NPI: 1700252897
401 E Spruce St
Garden City, KS 67846
(320) 272-2222 ☺P,EB,R
Hospital Affiliations:
Western Plains Regional Hospital

Snell, Cameron D, PA, (M), B
Kansas Orthopaedic Center
Provider ID 3667265002
NPI: 1730513052
101 E Fulton St
Garden City, KS 67846
(316) 838-2020 ☺P,EB,R
Hospital Affiliations:
Wesley Medical Center

Voth, Chelsea R, PA, (F), B
St Catherine Physician Services
Provider ID 3382898005
NPI: 1740467802
115 N Main St
Garden City, KS 67846
(620) 275-9634 ☺P,EB,R
Hospital Affiliations:
Keamy County Hospital

Voth, Chelsea R, PA, (F), B
St Catherine Physician Services
Provider ID 3382898005
NPI: 1740467802
311 E Spruce St
Garden City, KS 67846
(620) 272-2222 ☺P,EB,R
Hospital Affiliations:
Keamy County Hospital

Voth, Chelsea R, PA, (F), B
St Catherine Hospital/Prof Fees
Provider ID 3382898005
NPI: 1740467802
401 E Spruce St
Garden City, KS 67846
(620) 272-2222 ☺P,EB,R
Hospital Affiliations:
Keamy County Hospital

Vu, Tony V, PA, (M), B
Kansas Orthopaedic Center
Provider ID 3139069003
NPI: 1356465991

101 E Fulton St
Garden City, KS 67846
(316) 838-2020 ☺P,EB,R
Hospital Affiliations:
Kansas Surgery And Recovery
Center

Wagner, Kent R, PA, (M), B
St Catherine Physician Services
Provider ID 2715550001
NPI: 1629062302
311 E Spruce St
Garden City, KS 67846
(620) 272-2222 ☺P,EB,R
Hospital Affiliations:
St Catherine Hospital

Watson, Kameron K, PA, (M), B
St Catherine Hospital/Prof Fees
Provider ID 6212105001
NPI: 1134576721
311 E Spruce St Ste 3
Garden City, KS 67846
(620) 272-2222 ☺P,EB,R

Watson, Kameron K, PA, (M), B
St Catherine Hospital/Prof Fees
Provider ID 6212105001
NPI: 1134576721
401 E Spruce St
Garden City, KS 67846
(620) 272-2222 ☺P,EB,R

Williams, Lori M, PA, (F), B
Central Care
Provider ID 2804853001
NPI: 1801869672
410 E Spruce St
Garden City, KS 67846
(620) 272-2579 ☺P,EB,R

Podiatry

Andersen, Michael T, DPM, (M), B
St Catherine Hospital/Prof Fees
Provider ID 5645012002
NPI: 1043565922
311 E Spruce St
Garden City, KS 67846
(620) 275-3702 ☺P,EB,R
Hospital Affiliations:
St Catherine Hospital

Dameron, Layne A, DPM, (F), B
St Catherine Hospital/Prof Fees
Provider ID 2961859003
NPI: 1639249782
311 E Spruce St
Garden City, KS 67846
(620) 275-3702 ☺P,EB,R
Languages Spoken:
Provider: Spanish
Hospital Affiliations:
Bob Wilson Memorial Hospital
Western Plains Regional Hospital

Dameron, Layne A, DPM, (F), B
St Catherine Podiatry
Provider ID 2961859002
NPI: 1639249782
401 E Spruce St
Garden City, KS 67846
(620) 227-6661 ☺P,EB,R
Languages Spoken:
Provider: Spanish
Hospital Affiliations:
Bob Wilson Memorial Hospital
Western Plains Regional Hospital

Preventative Medicine

Pfannenstiel, Amanda S, MA, (F), B
**St Francis Community And Family
Service**
Provider ID 3591823001
NPI: 1013017862

☺ = Wheelchair Accessible 🚗 = Provider is within one (1) mile of public transportation B = Board Certified
P = Parking EB = Exterior Building IB = Interior Building R = Restroom E = Exam Room
T = Exam Table/Scale/Chairs G = Gurneys & Stretchers PL = Portable Lifts RE = Radiologic Equipment
S = Signage & Documents

2020 Central Ave
 Dodge City, KS 67801
 (620) 227-1371
 Hospital Affiliations:
 Western Plains Regional Hospital

Sherraden, David L, PA, (M), B
Pratt Regional Med Center/Prof Fe
Provider ID 3033498007
 NPI: 1841373479
 1206 W Frontview St Ste 202
 Dodge City, KS 67801
 (620) 371-7270

Podiatry

Gordon, Scott W, DPM, (M), B
Pratt Internal Medicine Group
Provider ID 3483605001
 NPI: 1164745824
 2300 N 14th Ave Ste 104
 Dodge City, KS 67801
 (620) 225-7744
 M-Th 8:00 AM-5:00 PM
 F 8:00 AM-12:00 PM
 Hospital Affiliations:
 Gerald Champion Regional Med Center
 Pratt Regional Medical Center

Preventative Medicine

Pfannenstiel, Amanda S, MA, (F), B
St Francis Community And Family Service
Provider ID 3591823001
 NPI: 1013017862
 705 1st Ave Ste C
 Dodge City, KS 67801
 (620) 225-1442

Radiation Oncology

Chitti, Ramanamoorthy V, MD, (M), B
Central Care Cancer Center
Provider ID 2608400002
 NPI: 1053306266
 112 W Ross Blvd Ste D
 Dodge City, KS 67801
 (620) 371-7200
 Hospital Affiliations:
 Great Bend Regional Hospital
 Mayo Clinic Health System In Waycross
 Newman Regional Health
 Newton Medical Center
 Southwest Medical Center
 Westchester Medical Center
 Western Plains Regional Hospital

Chitti, Ramanamoorthy V, MD, (M), B
Heartland Oncology
Provider ID 2608400003
 NPI: 1053306266
 3001 Avenue A Ste D
 Dodge City, KS 67801
 (620) 371-7200
 Hospital Affiliations:
 Great Bend Regional Hospital
 Mayo Clinic Health System In Waycross
 Newman Regional Health
 Newton Medical Center
 Southwest Medical Center
 Westchester Medical Center
 Western Plains Regional Hospital

Hegarty, Thomas J, MD, (M), B
Central Care
Provider ID 2271722001
 NPI: 1730246463

112 W Ross Blvd Ste D
 Dodge City, KS 67801
 (620) 371-7200
 M-F 8:00 AM-4:30 PM
 Hospital Affiliations:
 Great Bend Regional Hospital
 Lake Region Healthcare Corporation
 Sanford Worthington Medical Center
 Southwest Medical Center

Hegarty, Thomas J, MD, (M), B
Central Care
Provider ID 2271722001
 NPI: 1730246463
 2020 Central Ave
 Dodge City, KS 67801
 (620) 371-7200
 Hospital Affiliations:
 Great Bend Regional Hospital
 Lake Region Healthcare Corporation
 Sanford Worthington Medical Center
 Southwest Medical Center

Perez-Tamayo, Claudia, MD, (F), B
Central Care
Provider ID 7802870001
 NPI: 1366403537
 112 W Ross Blvd Ste D
 Dodge City, KS 67801
 (620) 371-7200
 Hospital Affiliations:
 Citizens Memorial Hospital Dist
 Mercy St Vincent Medical Center
 Newman Regional Health
 Newton Medical Center
 Pratt Regional Medical Center
 Southwest Medical Center
 Susan B Allen Memorial Hospital
 Western Plains Regional Hospital

Prasad, Babu R, MD, (M), B
Cancer Center Of Kansas
Provider ID 1041102005
 NPI: 1720181308
 116 W Ross Blvd
 Dodge City, KS 67801
 (620) 227-2482
 Hospital Affiliations:
 Hays Medical Center

Urology

Catanese, Ronald P, MD, (M), B
Dodge City Medical Center
Provider ID 954157003
 NPI: 1710067723
 2020 Central Ave
 Dodge City, KS 67801
 (620) 227-1371
 Hospital Affiliations:
 Baystate Medical Center
 Holyoke Medical Center
 Mercy Medical Center
 St Catherine Hospital

Leidich, Raymond B, MD, (M), B
Raymond B Leidich Md
Provider ID 615399002
 NPI: 1841262938
 1206 W Frontview St Ste 203
 Dodge City, KS 67801
 (620) 225-3357
 Hospital Affiliations:
 Ach Cumc
 Chi Health Creighton University Medical
 Clara Barton Hospital
 Meade District Hospital
 Morton County Hospital

Gove

Cardiology

Ahmed, Agha J, MD, (M), B
Hutchinson Clinic
Provider ID 2568144004
 NPI: 1326089947
 520 W 5th St
 Quinter, KS 67752
 (785) 754-3341
 Hospital Affiliations:
 Antelope Memorial Hospital
 Avera Creighton Hospital
 Avera St Anthonys Hospital
 Faith Regional Health Services
 Hutchinson Regional Medical Center
 Via Christi Hospitals Wichita
 Wesley Medical Center

Cardiovascular Disease

Hagley, Michael T, MD, (M), B
Hutchinson Clinic
Provider ID 1008176001
 NPI: 1346210903
 520 W 5th St
 Quinter, KS 67752
 (785) 754-3341
 Hospital Affiliations:
 Hutchinson Regional Medical Center
 Terrebonne General Medical Center

Mattar, Costy S, MD, (M), B
Hutchinson Clinic
Provider ID 4452909001
 NPI: 1780860411
 520 W 5th St
 Quinter, KS 67752
 (785) 754-3341
 Hospital Affiliations:
 Hutchinson Regional Medical Center

Graham

Ambulance

Graham County Ems
Graham County Emergency Services
Provider ID 454596001
 NPI: 1295720290
 722 W Main St
 Hill City, KS 67642
 (785) 421-3455

Grant

Ambulance

Grant County Ambulance Services
Provider ID 160993001
 NPI: 1669441523
 320 E Oklahoma Ave
 Ulysses, KS 67880
 (316) 356-3400

Cardiovascular Disease

Khan, Muhammad A, MD, (M), B
Southwest Kansas Cardiology
Provider ID 1851703001
 NPI: 1669470340
 505 N Main St
 Ulysses, KS 67880
 (620) 225-3900
 Languages Spoken:
 Provider: Spanish

Hospital Affiliations:
 Iberia General Hospital And Medical Center
 Kansas Medical Center
 Lafayette General Medical Center
 Opelousas General Health System
 Our Lady Of Lourdes Rmc
 Regional Medical Center Of Acadiana
 Western Plains Regional Hospital

General Surgery

Barker, Patrick N, MD, (M)
Ulysses Family Physicians
Provider ID 452300001
 NPI: 1205922150
 415 N Main St Ste 100
 Ulysses, KS 67880
 (620) 356-1261
 Hospital Affiliations:
 Bob Wilson Memorial Hospital

Barker, Patrick N, MD, (M)
Ulysses Family Physicians
Provider ID 452300001
 NPI: 1205922150
 505 N Main St
 Ulysses, KS 67880
 (620) 356-1261
 M-F 7:30 AM-5:00 PM
 Hospital Affiliations:
 Bob Wilson Memorial Hospital

Nurse Practitioner

Guebara, Christine A, NP, (F), B
Compass Behavioral Health
Provider ID 2401463001
 NPI: 1578513164
 404 N Baughman St
 Ulysses, KS 67880
 (620) 356-3198

Gray

Physical Therapy

Nebbling, Dirk, PT, (M)
Dodge City Medical Center
Provider ID 2852120002
 NPI: 1699756254
 304 N Aztec St
 Montezuma, KS 67867
 (620) 846-2251
 Hospital Affiliations:
 Western Plains Regional Hospital

Greeley

Audiology

Cavenee, Rachael D, AUD, (F), B
Cavenee Rachael D
Provider ID 4478755001
 NPI: 1407283484
 107 W Greeley Ave
 Tribune, KS 67879
 (620) 376-2080
 M,F 8:00 AM-5:00 PM
 Tu,W,Th 9:00 AM-4:00 PM

General Surgery

Frankum, Charles E, MD, (M)
Greeley County Rural Health Clinic (Rhc)
Provider ID 321072012
 NPI: 1184671927

321 E Harper St
 Tribune, KS 67879
 (620) 376-4251
 Hospital Affiliations:
 Cheyenne County Hospital
 Citizens Medical Center
 Hamilton County Hospital
 Kit Carson County Memorial Hospital
 Psl Medical Center
 Rawlins County Health Center
 Saint Joseph Hospital

Hamilton

Advanced Registered Nurse Practitioner

Barnes, Lisa K, NP, (F)
Hamilton County Fmly Prc Cln
Provider ID 2943265001
 NPI: 1538196332
 700 Huser St Ste G
 Syracuse, KS 67878
 (620) 384-7350

Barnes, Lisa K, NP, (F)
Hamilton County Fmly Prc Cln
Provider ID 2943265001
 NPI: 1538196332
 706 E Avenue G
 Syracuse, KS 67878
 (620) 684-7461

Durable Medical Equipment

Palmer-Traylor
Provider ID 3535107001
 NPI: 1285682153
 302 E Ave
 Syracuse, KS 67878
 (620) 384-7424

Family Practice

Ellis, Wendel J, MD, (M), B
Hamilton County Fmly Prc Cln
Provider ID 2752740004
 NPI: 1336251784
 700 Huser St Ste G
 Syracuse, KS 67878
 (620) 384-7350
 Hospital Affiliations:
 Greeley County Hospital

Ellis, Wendel J, MD, (M), B
Hamilton County Fmly Prc Cln
Provider ID 2752740004
 NPI: 1336251784
 706 E Avenue G
 Syracuse, KS 67878
 (620) 684-7461
 Hospital Affiliations:
 Greeley County Hospital

General Surgery

Frankum, Charles E, MD, (M)
Hamilton County Fmly Prc Cln
Provider ID 321072007
 NPI: 1184671927
 700 Huser St
 Syracuse, KS 67878
 (620) 384-7350
 Hospital Affiliations:
 Cheyenne County Hospital
 Citizens Medical Center
 Hamilton County Hospital
 Kit Carson County Memorial Hospital
 Psl Medical Center
 Rawlins County Health Center
 Saint Joseph Hospital

Unless noted, all providers have regular office hours (M-F, 8 am- 5pm) and accept new patients. All providers are proficient in English unless otherwise noted.

Specialists

Kansas - Norton

Frankum, Charles E, MD, (M)
Hamilton County Fmly Prc Cln
Provider ID 321072007
 NPI: 1184671927
 706 E Avenue G
 Syracuse, KS 67878
 (620) 684-7461 ☎P,EB,R
 Hospital Affiliations:
 Cheyenne County Hospital
 Citizens Medical Center
 Hamilton County Hospital
 Kit Carson County Memorial
 Hospital
 Psl Medical Center
 Rawlins County Health Center
 Saint Joseph Hospital

Kearny

Otolaryngology

Munson, Julie A, DO, (F)
Family Health Center (Rhc)
Provider ID 2900506002
 NPI: 1871636969
 500 E Thorpe St
 Lakin, KS 67860
 (620) 355-7501 ☎P,EB,R
 Hospital Affiliations:
 Kearny County Hospital

Lane

Family Practice

Chinburg, Paul K, MD, (M), B
Lane County Hospital
Provider ID 147306002
 NPI: 1063491322
 235 W Vine St
 Dighton, KS 67839
 (620) 397-5321 ☎P,EB,R
 Languages Spoken:
 Provider: Spanish
 M-F 7:00 AM-4:00 PM
 Hospital Affiliations:
 Lane County Hospital

Chinburg, Paul K, MD, (M), B
Lane County Hospital
Provider ID 147306002
 NPI: 1063491322
 444 W Long St Ste 488
 Dighton, KS 67839
 (620) 397-5316 ☎P,EB,R
 Languages Spoken:
 Provider: Spanish
 M-F 7:00 AM-4:00 PM
 Hospital Affiliations:
 Lane County Hospital

Nurse Practitioner

Garrett, Jennifer K, NP, (F), B
Lane County Medical Clinic
Provider ID 3529725006
 NPI: 1659625523
 444 W Long St
 Dighton, KS 67839
 (620) 397-5316 ☎P,EB,R
 Hospital Affiliations:
 Wesley Medical Center

Physician Assistant

Vogel, Nikki A, PA, (F), B
Lane County Hospital
Provider ID 3249962002
 NPI: 1063729879
 235 W Vine St
 Dighton, KS 67839
 (620) 397-5321 ☎P,EB,R
 M-F 7:00 AM-4:00 PM

Hospital Affiliations:
 Lane County Hospital

Vogel, Nikki A, PA, (F), B
Lane County Hospital
Provider ID 3249962002
 NPI: 1063729879
 444 W Long St Ste 488
 Dighton, KS 67839
 (316) 397-5321 ☎P,EB,R
 Hospital Affiliations:
 Lane County Hospital

Logan

Advanced Registered Nurse Practitioner

Fossum, Lynelle A, NP, (F)
New Frontiers Health Services
Provider ID 2953512003
 NPI: 1205985587
 212 Maple Ave
 Oakley, KS 67748
 (785) 672-3261 ☎P,EB,R
 M-F 7:30 AM-5:00 PM
 Hospital Affiliations:
 Co Of Logan New Frontiers Health
 Services
 Hays Medical Center

Radiation Oncology

Chitti, Ramanamoorthy V, MD, (M), B
Central Care Cancer Center
Provider ID 2608400002
 NPI: 1053306266
 211 Cherry Ave Ste 100
 Oakley, KS 67748
 (785) 672-1326 ☎P,EB,R
 Hospital Affiliations:
 Great Bend Regional Hospital
 Mayo Clinic Health System In
 Waycross
 Newman Regional Health
 Newton Medical Center
 Southwest Medical Center
 Westchester Medical Center
 Western Plains Regional Hospital

Meade

Physician Assistant

Harris, Lauren A, PA, (F), B
Minneola District Hospital/Prof Fee
Provider ID 3815562001
 NPI: 1720412851
 404 N Main St
 Fowler, KS 67844
 (620) 646-5446 ☎P,EB,R
 Hospital Affiliations:
 Minneola District Hospital

Urology

Devine, John P, MD, (M), B
Associated Urologists
Provider ID 2589090001
 NPI: 1376533075
 510 E Carthage St
 Meade, KS 67864
 (620) 873-2141 ☎P,EB,R
 Hospital Affiliations:
 Clay County Medical Center
 Community Healthcare System
 Community Memorial Hospital
 Geary Community Hospital
 Morris County Hospital
 Via Christi Hospital Manhattan

Morton

Durable Medical Equipment

C And R Clinic Pharmacy Of Elkha
Provider ID 3589146001
 NPI: 1427023480
 411 Sunset St
 Elkhart, KS 67950
 (620) 697-2131 ☎P,EB,R

General Surgery

Frankum, Charles E, MD, (M)
Morton County Hospital/Prof Fees
Provider ID 321072011
 NPI: 1184671927
 411 Sunset St
 Elkhart, KS 67950
 (620) 697-2141
 Hospital Affiliations:
 Cheyenne County Hospital
 Citizens Medical Center
 Hamilton County Hospital
 Kit Carson County Memorial
 Hospital
 Psl Medical Center
 Rawlins County Health Center
 Saint Joseph Hospital

Gynecology

Page, Leslie E, DO, (F), B
Morton County Hospital/Prof Fees
Provider ID 2144448002
 NPI: 1992753032
 411 Sunset St
 Elkhart, KS 67950
 (620) 697-2175
 Hospital Affiliations:
 Via Christi Hospitals Wichita
 Wesley Medical Center

Interventional Cardiology

Hurley, Dominic V, MD, (M)
Morton County Hospital/Prof Fees
Provider ID 1615007007
 NPI: 1609872456
 445 Hilltop St
 Elkhart, KS 67950
 (620) 697-2141 ☎P,EB,R
 Hospital Affiliations:
 Sanford Usd Medical Center
 St Catherine Hospital

Physician Assistant

Ganley, Darnell B, PA, (M), B
Morton County Hospital/Prof Fees
Provider ID 2059161006
 NPI: 1881650935
 411 Sunset St
 Elkhart, KS 67950
 (620) 697-2175

Ganley, Darnell B, PA, (M), B
Morton County Hospital/Prof Fees
Provider ID 2059161007
 NPI: 1881650935
 445 Hilltop St
 Elkhart, KS 67950
 (620) 697-2141 ☎P,EB,R
 M-Su 12:00 AM-11:59 PM

Urology

Durano, Antonio C, MD, (M), B
Morton County Hospital/Prof Fees
Provider ID 61406004
 NPI: 1487698551

411 Sunset St
 Elkhart, KS 67950
 (620) 697-2175
 M-F 8:00 AM-4:00 PM
 Hospital Affiliations:
 Morton County Hospital
 Wesley Medical Center

Durano, Antonio C, MD, (M), B
Morton County Hospital/Prof Fees
Provider ID 61406004
 NPI: 1487698551
 445 Hilltop St
 Elkhart, KS 67950
 (620) 697-2141
 Hospital Affiliations:
 Morton County Hospital
 Wesley Medical Center

Leidich, Raymond B, MD, (M), B
Morton County Hospital/Prof Fees
Provider ID 615399004
 NPI: 1841262938
 411 Hilltop St
 Elkhart, KS 67950
 (620) 697-2175 ☎P,EB,R
 M-F 9:00 AM-5:00 PM
 Hospital Affiliations:
 Ach Cume
 Chi Health Creighton University
 Medical
 Clara Barton Hospital
 Meade District Hospital
 Morton County Hospital

Leidich, Raymond B, MD, (M), B
Morton County Hospital/Prof Fees
Provider ID 615399004
 NPI: 1841262938
 445 Hilltop St
 Elkhart, KS 67950
 (620) 697-2141
 Hospital Affiliations:
 Ach Cume
 Chi Health Creighton University
 Medical
 Clara Barton Hospital
 Meade District Hospital
 Morton County Hospital

Ness

Ambulance

Ness County Hospital Ambulance
Provider ID 5744784001
 NPI: 1174614820
 312 E Custer St
 Ness City, KS 67560
 (785) 798-2291 ☎P,EB,R

North Ness County Ems
Provider ID 450412001
 NPI: 1124061668
 210 S Vermont Ave
 Ransom, KS 67572
 (785) 731-2231 ☎P,EB,R

Cardiology

Ahmed, Agha J, MD, (M), B
Hutchinson Clinic
Provider ID 2568144004
 NPI: 1326089947
 210 S Vermont Ave
 Ransom, KS 67572
 (785) 731-2231 ☎P,EB,R
 Hospital Affiliations:
 Antelope Memorial Hospital
 Avera Creighton Hospital
 Avera St Anthonys Hospital
 Faith Regional Health Services
 Hutchinson Regional Medical
 Center
 Via Christi Hospitals Wichita
 Wesley Medical Center

Cardiovascular Disease

Hagley, Michael T, MD, (M), B
Hutchinson Clinic
Provider ID 1008176001
 NPI: 1346210903
 210 S Vermont Ave
 Ransom, KS 67572
 (785) 731-2231 ☎P,EB,R
 Hospital Affiliations:
 Hutchinson Regional Medical
 Center
 Terrebonne General Medical Center

Mattar, Costy S, MD, (M), B
Hutchinson Clinic
Provider ID 4452909001
 NPI: 1780860411
 210 S Vermont Ave
 Ransom, KS 67572
 (785) 731-2231 ☎P,EB,R
 M,Tu,W,Th,F,Su 8:00 AM-5:00 PM
 Hospital Affiliations:
 Hutchinson Regional Medical
 Center

Durable Medical Equipment

G And L Pharmacy
Provider ID 3576828001
 NPI: 1689773590
 207 S Pennsylvania Ave
 Ness City, KS 67560
 (785) 798-2897
 Sa 9:00 AM-12:00 P

Nurse Practitioner

Horchem, Luann K, NP, (F), B
Grisell Memorial Hospital Clinic
Provider ID 2402014005
 NPI: 1275642332
 210 S Vermont Ave
 Ransom, KS 67572
 (785) 731-2231 ☎P,EB,R
 M,W,F 9:00 AM-5:00 PM
 Tu,Th 8:00 AM-5:00 PM
 Hospital Affiliations:
 Grisell Memorial Hospital
 Rush County Memorial Hospital

Norton

General Surgery

Steinle, Pamela J, MD, (F)
Norton Medical Clinic
Provider ID 1617965004
 NPI: 1891732871
 807 N State St
 Norton, KS 67654
 (785) 877-3305 ☎P,EB,R
 Hospital Affiliations:
 Jewell County Hospital
 Mcpherson Hospital
 Smith County Memorial Hospital

Rawlins

General Surgery

Frankum, Charles E, MD, (M)
Rawlins County Hospital/Prof Fees
Provider ID 321072005
 NPI: 1184671927
 707 Grant St
 Atwood, KS 67730
 (785) 626-3211 ☎P,EB,R
 Sa 9:00 AM-12:00 P

☎ = Wheelchair Accessible 🚗 = Provider is within one (1) mile of public transportation B = Board Certified
 P = Parking EB = Exterior Building IB = Interior Building R = Restroom E = Exam Room
 T = Exam Table/Scale/Chairs G = Gurneys & Stretchers PL = Portable Lifts RE = Radiologic Equipment
 S = Signage & Documents

Hospital Affiliations:
Cheyenne County Hospital
Citizens Medical Center
Hamilton County Hospital
Kit Carson County Memorial Hospital
Psl Medical Center
Rawlins County Health Center
Saint Joseph Hospital

Kopriva, Brenda M, MD, (F)
Rawlins County Health Center
Provider ID 3358819002
NPI: 1598970642

707 Grant St
Atwood, KS 67730
(785) 626-3211 ☎P,EB,R
Hospital Affiliations:
Citizens Medical Center
Rawlins County Health Center

Physician Assistant

Herspring, Barbara T, PA, (F), B
Rawlins County Health Center
Provider ID 3068998004
NPI: 1114174240

707 Grant St
Atwood, KS 67730
(785) 626-3211 ☎P,EB,R
Hospital Affiliations:
Rawlins County Health Center
Via Christi Hospitals Wichita
Wesley Medical Center

Herspring, Kyle F, PA, (M), B
Rawlins County Health Center
Provider ID 3551817007
NPI: 1063729804

707 Grant St
Atwood, KS 67730
(785) 626-3211 ☎P,EB,R
Sa 9:00 AM-12:00 P
Hospital Affiliations:
Rawlins County Health Center

Jewell-Broughman, Dana G, PA, (F), B

Stanton County Family Practice
Provider ID 2985952005
NPI: 1922086917
704 S 6th St
Atwood, KS 67730
(620) 492-6250 ☎P,EB,R
Hospital Affiliations:
Cheyenne County Hospital

Seward

Ambulance

Eaglemed
Provider ID 1310615003
NPI: 1114150950
757 Terminal Rd
Liberal, KS 67901
(417) 257-1585 ☎P,EB,R

Audiology

Duncan, Laurian K, MA, (F), B
Midwest Hearing Aids
Provider ID 2901634002
NPI: 1649244559
1411 W 15th St Ste 201
Liberal, KS 67901
(620) 624-5216 ☎P,EB,R
Hospital Affiliations:
Susan B Allen Memorial Hospital

Miller, Zachary K, AUD, (M), B
Midwest Hearing Aids
Provider ID 3536327001
NPI: 1770811770

1411 W 15th St Ste 201
Liberal, KS 67901
(620) 624-5216 ☎P,EB,R

Dermatology

Kaminski, Marek Ph J, MD, (M), B
Dermatology Laser Center LLC
Provider ID 970290001
NPI: 1720183742
15 E 11th St
Liberal, KS 67901
(620) 624-9100 ☎P,EB,R
Languages Spoken:
Provider: Spanish
M-Th 8:00 AM-5:00 PM
F 8:00 AM-12:00 PM
Hospital Affiliations:
Southwest Medical Center
St Catherine Hospital

Durable Medical Equipment

Lincare
Provider ID 1815015023
NPI: 1184706459
11 Village Plz
Liberal, KS 67901
(620) 624-6888 ☎P,EB,R

Med Link Mobility
Provider ID 3462116001
NPI: 1891064762
80 E Tucker Rd
Liberal, KS 67901
(620) 626-7779 ☎P,EB,R

General Surgery

Deshpande, Vilas, MD, (M)
Sw Professional Physicians Clinic
Provider ID 899203001
NPI: 1538157573
555 W 15th St
Liberal, KS 67901
(620) 624-4946 ☎P,EB,R
Languages Spoken:
Provider: Marathi
M-F 9:00 AM-5:00 PM
Hospital Affiliations:
Bayfront Health St Petersburg
Bayfront Medical Center
Largo Medical Center
Northside Hospital And Heart Ins
Palms Of Pasadena Hospital
Southwest Medical Center
St Petersburg General Hospital

Maeda, Jose A, MD, (M)
Sw Professional Physicians Clinic
Provider ID 1682948002
NPI: 1083793087
305 W 15th St
Liberal, KS 67901
(620) 624-4946 ☎P,EB,R
Languages Spoken:
Provider: Spanish
M-Th 8:30 AM-5:00 PM
F 8:30 AM-12:00 PM
Hospital Affiliations:
Fort Duncan Medical Center
Southwest Medical Center
Val Verde Regional Medical Center

Maeda, Jose A, MD, (M)
Sw Professional Physicians Clinic
Provider ID 1682948002
NPI: 1083793087
555 W 15th St
Liberal, KS 67901
(620) 624-4946 ☎P,EB,R
Languages Spoken:
Provider: Spanish
M-F 9:00 AM-5:00 PM

Hospital Affiliations:
Fort Duncan Medical Center
Southwest Medical Center
Val Verde Regional Medical Center

Tuten, Harry L, MD, (M)
Harry L Tuten Jr Md
Provider ID 1195257001
NPI: 1801807524
555 W 15th St Ste B
Liberal, KS 67901
(620) 624-4946 ☎P,EB,R
Hospital Affiliations:
Dauterive Hospital
Hampton Regional Med Center
Iberia General Hospital And
Medical Center
L V Stabler Memorial Hospital
Regional Medical Center Of
Acadiana
Sandhills Regional Medical Center

Hematology/Oncology

Dakhil, Shaker R, MD, (M)
Cancer Center Of Kansas
Provider ID 59089001
NPI: 1417918079
315 W 15th St
Liberal, KS 67901
(316) 262-4467 ☎P,EB,R
Languages Spoken:
Provider: French, Lebanese
Hospital Affiliations:
Via Christi Hospitals Wichita
Wesley Medical Center

Fesen, Mark R, MD, (M)
Central Care
Provider ID 1074329002
NPI: 1639149545
305 W 15th St Ste 203
Liberal, KS 67901
(620) 624-4700 ☎P,EB,R
Hospital Affiliations:
Clara Barton Hospital
Great Bend Regional Hospital
Hutchinson Regional Medical
Center
Kansas Spine And Specialty
Hospital
Merit Health Wesley
Newman Regional Health
Saint Catherine Regional Hospital
Via Christi Hospitals Wichita

Fesen, Mark R, MD, (M)
Heartland Oncology
Provider ID 1074329003
NPI: 1639149545
315 W 15th St
Liberal, KS 67901
(620) 624-4700 ☎P,EB,R
Hospital Affiliations:
Clara Barton Hospital
Great Bend Regional Hospital
Hutchinson Regional Medical
Center
Kansas Spine And Specialty
Hospital
Merit Health Wesley
Newman Regional Health
Saint Catherine Regional Hospital
Via Christi Hospitals Wichita

Velasco, Jose, MD, (M)
Heartland Oncology
Provider ID 4956957002
NPI: 1376731968
315 W 15th St
Liberal, KS 67901
(620) 624-4700 ☎P,EB,R

Internal Medicine

Fesen, Mark R, MD, (M), B
Central Care
Provider ID 1074329002
NPI: 1639149545
305 W 15th St Ste 203
Liberal, KS 67901
(620) 624-4700 ☎P,EB,R
Hospital Affiliations:
Clara Barton Hospital
Great Bend Regional Hospital
Hutchinson Regional Medical
Center
Kansas Spine And Specialty
Hospital
Merit Health Wesley
Newman Regional Health
Saint Catherine Regional Hospital
Via Christi Hospitals Wichita

Nurse Practitioner

Ebersole, Jennifer D, NP, (F), B
Dermatology Laser Center LLC
Provider ID 3257782001
NPI: 1245283951
15 E 11th St
Liberal, KS 67901
(620) 624-9100 ☎P,EB,R
M-Th 8:00 AM-5:00 PM
F 8:00 AM-12:00 PM
Hospital Affiliations:
Southwest Medical Center

Werth, Irene E, MS, (F), B
St Francis Community And Family Service
Provider ID 2373926002
NPI: 1770558538
2330 N Kansas Ave Ste 4
Liberal, KS 67901
(620) 624-4468 ☎P,EB,R

Obstetrics And Gynecology

Knudsen, Dennis L, MD, (M), B
Ob-Gyn Associates Of Sw Kansas Chr
Provider ID 399153001
NPI: 1942252077
222 W 15th St
Liberal, KS 67901
(620) 624-3811 ☎P,EB,R
M-Th 8:00 AM-5:00 PM
F 8:00 AM-12:00 PM
Hospital Affiliations:
Minneola District Hospital
Southwest Medical Center

Oncology

Deyao, Jocelyn T, MD, (F), B
Central Care Cancer Center
Provider ID 5457487001
NPI: 1366670416
305 W 15th St Ste 203
Liberal, KS 67901
(620) 624-4700 ☎P,EB,R
M-F 8:00 AM-4:30 PM
Hospital Affiliations:
Citizens Medical Center
Co Of Logan New Frontiers Health Services
Goodland Regional Medical Center
St Catherine Hospital

Deyao, Jocelyn T, MD, (F), B
Heartland Oncology
Provider ID 5457487002
NPI: 1366670416

315 W 15th St
Liberal, KS 67901
(620) 624-4700 ☎P,EB,R
Hospital Affiliations:
Citizens Medical Center
Co Of Logan New Frontiers Health Services
Goodland Regional Medical Center
St Catherine Hospital

Elamin, Elshami M, MD, (M), B
Heartland Oncology
Provider ID 2010428002
NPI: 1841254521
315 W 15th St
Liberal, KS 67901
(620) 624-4700 ☎P,EB,R
Hospital Affiliations:
Susan B Allen Memorial Hospital
Wesley Medical Center

Fesen, Mark R, MD, (M), B
Central Care
Provider ID 1074329002
NPI: 1639149545
305 W 15th St Ste 203
Liberal, KS 67901
(620) 624-4700 ☎P,EB,R
Hospital Affiliations:
Clara Barton Hospital
Great Bend Regional Hospital
Hutchinson Regional Medical
Center
Kansas Spine And Specialty
Hospital
Merit Health Wesley
Newman Regional Health
Saint Catherine Regional Hospital
Via Christi Hospitals Wichita

Fesen, Mark R, MD, (M), B
Heartland Oncology
Provider ID 1074329003
NPI: 1639149545
315 W 15th St
Liberal, KS 67901
(620) 624-4700 ☎P,EB,R
Hospital Affiliations:
Clara Barton Hospital
Great Bend Regional Hospital
Hutchinson Regional Medical
Center
Kansas Spine And Specialty
Hospital
Merit Health Wesley
Newman Regional Health
Saint Catherine Regional Hospital
Via Christi Hospitals Wichita

Moore, Dennis F, MD, (M), B
Cancer Center Of Kansas
Provider ID 1224837002
NPI: 1043272305
315 W 15th St
Liberal, KS 67901
(316) 262-4467 ☎P,EB,R
Hospital Affiliations:
Wesley Medical Center

Nanney, Gregory D, MD, (M), B
Heartland Oncology
Provider ID 2488200005
NPI: 1780784645
315 W 15th St
Liberal, KS 67901
(620) 624-4700 ☎P,EB,R
Hospital Affiliations:
Great Bend Regional Hospital
Kansas Medical Center
Kansas Spine And Specialty
Hospital
Newton Medical Center
Select Specialty Hospital Wichita
St Catherine Hospital

Tibayan, Restituto T, MD, (M), B
Central Care
Provider ID 3476037001
NPI: 1508029208

Unless noted, all providers have regular office hours (M-F, 8 am- 5pm) and accept new patients. All providers are proficient in English unless otherwise noted.

Specialists

305 W 15th St Ste 203
Liberal, KS 67901
(620) 624-4700 ☺,P,EB,R

Tibayan, Restituto T, MD, (M), B
Heartland Oncology
Provider ID 3476037002
NPI: 1508029208
315 W 15th St
Liberal, KS 67901
(620) 624-4700 ☺,P,EB,R

Toume, Anis, MD, (M), B
Central Care Cancer Center
Provider ID 5660658001
NPI: 1780999326
305 W 15th St Ste 203
Liberal, KS 67901
(620) 624-4700 ☺,P,EB,R
Languages Spoken:
Provider: Spanish
M-F 8:00 AM-4:30 PM
Hospital Affiliations:
Citizens Medical Center
Goodland Regional Medical Center
Southwest Medical Center

Toume, Anis, MD, (M), B
Heartland Oncology
Provider ID 5660658009
NPI: 1780999326
315 W 15th St
Liberal, KS 67901
(620) 624-4700 ☺,P,EB,R
Languages Spoken:
Provider: Spanish
Hospital Affiliations:
Citizens Medical Center
Goodland Regional Medical Center
Southwest Medical Center

Velasco, Jose, MD, (M), B
Central Care Cancer Center
Provider ID 4956957001
NPI: 1376731968
305 W 15th St Ste 203
Liberal, KS 67901
(620) 624-4700 ☺,P,EB,R

Velasco, Jose, MD, (M), B
Heartland Oncology
Provider ID 4956957002
NPI: 1376731968
315 W 15th St
Liberal, KS 67901
(620) 624-4700 ☺,P,EB,R

Preventative Medicine

Pfannenstiel, Amanda S, MA, (F), B
St Francis Community And Family Service
Provider ID 3591823001
NPI: 1013017862
2330 N Kansas Ave Ste 4
Liberal, KS 67901
(620) 624-4468 ☺,P,EB,R

Radiation Oncology

Chitti, Ramanamoorthy V, MD, (M), B
Central Care Cancer Center
Provider ID 2608400002
NPI: 1053306266
305 W 15th St Ste 203
Liberal, KS 67901
(620) 624-4700 ☺,P,EB,R
Hospital Affiliations:
Great Bend Regional Hospital
Mayo Clinic Health System In Waycross
Newman Regional Health
Newton Medical Center
Southwest Medical Center
Westchester Medical Center
Western Plains Regional Hospital

Chitti, Ramanamoorthy V, MD, (M), B
Central Care Cancer Center
Provider ID 2608400002
NPI: 1053306266
315 W 15th St Ste 203
Liberal, KS 67901
(620) 624-4700 ☺,P,EB,R
Hospital Affiliations:
Great Bend Regional Hospital
Mayo Clinic Health System In Waycross
Newman Regional Health
Newton Medical Center
Southwest Medical Center
Westchester Medical Center
Western Plains Regional Hospital

Hegarty, Thomas J, MD, (M), B
Central Care
Provider ID 2271722001
NPI: 1730246463
305 W 15th St Ste 203
Liberal, KS 67901
(620) 624-4700 ☺,P,EB,R
M-F 8:00 AM-4:30 PM
Hospital Affiliations:
Great Bend Regional Hospital
Lake Region Healthcare Corporation
Sanford Worthington Medical Center
Southwest Medical Center

Hegarty, Thomas J, MD, (M), B
Heartland Oncology
Provider ID 2271722002
NPI: 1730246463
315 W 15th St
Liberal, KS 67901
(620) 624-4700 ☺,P,EB,R
Hospital Affiliations:
Great Bend Regional Hospital
Lake Region Healthcare Corporation
Sanford Worthington Medical Center
Southwest Medical Center

Perez-Tamayo, Claudia, MD, (F), B
Central Care
Provider ID 780287001
NPI: 1366403537
305 W 15th St Ste 203
Liberal, KS 67901
(620) 624-4700 ☺,P,EB,R
Hospital Affiliations:
Citizens Memorial Hospital Dist
Mercy St Vincent Medical Center
Newman Regional Health
Newton Medical Center
Pratt Regional Medical Center
Southwest Medical Center
Susan B Allen Memorial Hospital
Western Plains Regional Hospital

Perez-Tamayo, Claudia, MD, (F), B
Heartland Oncology
Provider ID 780287002
NPI: 1366403537
315 W 15th St
Liberal, KS 67901
(620) 624-4700 ☺,P,EB,R
Hospital Affiliations:
Citizens Memorial Hospital Dist
Mercy St Vincent Medical Center
Newman Regional Health
Newton Medical Center
Pratt Regional Medical Center
Southwest Medical Center
Susan B Allen Memorial Hospital
Western Plains Regional Hospital

Wong, Jorge A, MD, (M), B
Heartland Oncology
Provider ID 1618789002
NPI: 1083678494

315 W 15th St
Liberal, KS 67901
(620) 624-4700 ☺,P,EB,R
Hospital Affiliations:
Central Kansas Medical Center
Great Bend Regional Hospital
Newman Regional Health
Newton Medical Center
North Central Kansas Family Center
Saint Catherine Regional Hospital
Salina Regional Health Center

Urology

Darwiche, Fadi, MD, B
Sw Professional Physicians Clinic
Provider ID 6090808001
NPI: 1962847871
305 W 15th St Ste 204
Liberal, KS 67901
(620) 624-4946 ☺,P,EB,R
Languages Spoken:
Provider: French
M-F 8:30 AM-5:00 PM
Hospital Affiliations:
Southwest Medical Center

Leidich, Raymond B, MD, (M), B
Raymond B Leidich Md
Provider ID 615399002
NPI: 1841262938
2134 N Kansas Ave
Liberal, KS 67901
(620) 624-1500 ☺,P,EB,R
M-F 9:00 AM-5:00 PM
Hospital Affiliations:
Ach Cumc
Chi Health Creighton University
Medical
Clara Barton Hospital
Meade District Hospital
Morton County Hospital

Sherman

Ambulance

Eaglemed
Provider ID 1310615003
NPI: 1114150950
532 Renner Field Rd
Goodland, KS 67735
(417) 257-1585 ☺,P,EB,R

Durable Medical Equipment

Lincare
Provider ID 1815015023
NPI: 1184706459
1013 Main St
Goodland, KS 67735
(785) 899-6848 ☺,P,EB,R

Nurse Practitioner

Spellmeier, Autumn J, NP, (F), B
Goodland Family Health Center
Provider ID 5559884001
NPI: 1982087631
106 Willow Rd
Goodland, KS 67735
(785) 890-6075 ☺,P,EB,R
Hospital Affiliations:
Goodland Regional Medical Center

Oncology

Deayo, Jocelyn T, MD, (F), B
Central Care Cancer Center
Provider ID 5457487001
NPI: 1366670416

220 W 2nd St
Goodland, KS 67735
(785) 460-5686 ☺,P,EB,R
M-F 8:00 AM-4:30 PM
Hospital Affiliations:
Citizens Medical Center
Co Of Logan New Frontiers Health Services
Goodland Regional Medical Center
St Catherine Hospital

Tibayan, Restituto T, MD, (M), B
Central Care
Provider ID 3476037001
NPI: 1508029208
220 W 2nd St
Goodland, KS 67735
(785) 460-5686 ☺,P,EB,R

Toume, Anis, MD, (M), B
Central Care Cancer Center
Provider ID 5660658003
NPI: 1780999326
208 W 2nd St
Goodland, KS 67735
(785) 890-4055 ☺,P,EB,R
Languages Spoken:
Provider: Spanish
M-F 8:00 AM-4:30 PM
Hospital Affiliations:
Citizens Medical Center
Goodland Regional Medical Center
Southwest Medical Center

Toume, Anis, MD, (M), B
Central Care Cancer Center
Provider ID 5660658002
NPI: 1780999326
220 W 2nd St
Goodland, KS 67735
(785) 460-5686 ☺,P,EB,R
Languages Spoken:
Provider: Spanish
M-F 8:00 AM-4:30 PM
Hospital Affiliations:
Citizens Medical Center
Goodland Regional Medical Center
Southwest Medical Center

Velasco, Jose, MD, (M), B
Central Care Cancer Center
Provider ID 4956957001
NPI: 1376731968
220 W 2nd St
Goodland, KS 67735
(785) 460-5686 ☺,P,EB,R

Radiation Oncology

Chitti, Ramanamoorthy V, MD, (M), B
Central Care Cancer Center
Provider ID 2608400002
NPI: 1053306266
220 W 2nd St
Goodland, KS 67735
(785) 460-5686 ☺,P,EB,R
Hospital Affiliations:
Great Bend Regional Hospital
Mayo Clinic Health System In Waycross
Newman Regional Health
Newton Medical Center
Southwest Medical Center
Westchester Medical Center
Western Plains Regional Hospital

Stanton

Durable Medical Equipment

Waldron Pharmacy
Provider ID 3648944001
NPI: 1508921800

111 S Main St
Johnson, KS 67855
(620) 492-3263 ☺,P,EB,R

Physician Assistant

Jewell-Broughman, Dana G, PA, (F), B
Stanton County Family Practice
Provider ID 2985952004
NPI: 1922086917
103 E Greenwood Ave
Johnson, KS 67855
(620) 492-1400 ☺,P,EB,R
Hospital Affiliations:
Cheyenne County Hospital

Jewell-Broughman, Dana G, PA, (F), B
Stanton County Family Practice
Provider ID 2985952006
NPI: 1922086917
106 E Greewood N
Johnson, KS 67855
(620) 492-1595 ☺,P,EB,R
Hospital Affiliations:
Cheyenne County Hospital

Jewell-Broughman, Dana G, PA, (F), B
Stanton County Family Practice
Provider ID 2985952003
NPI: 1922086917
404 N Chestnut St
Johnson, KS 67855
(620) 492-6250 ☺,P,EB,R
Hospital Affiliations:
Cheyenne County Hospital

Thomas, Mark Y, PA, (M), B
Stanton County Family Practice
Provider ID 2715774002
NPI: 1194718148
103 E Greenwood Ave
Johnson, KS 67855
(620) 492-1400 ☺,P,EB,R

Thomas, Mark Y, PA, (M), B
Stanton County Family Practice
Provider ID 2715774003
NPI: 1194718148
106 E Greewood N
Johnson, KS 67855
(620) 492-1595 ☺,P,EB,R

Thomas, Mark Y, PA, (M), B
Stanton County Family Practice
Provider ID 2715774001
NPI: 1194718148
404 N Chestnut St
Johnson, KS 67855
(620) 492-6250 ☺,P,EB,R

Stevens

Advanced Registered Nurse Practitioner

Nightengale, Amy R, NP, (F)
Stevens County Rural Health Clinic
Provider ID 2731284001
NPI: 1306876933
1006 S Jackson St
Hugoton, KS 67951
(316) 544-8563 ☺,P,EB,R
Hospital Affiliations:
North Valley Hospital
Prowers Medical Center
Scott County Hospital

Durable Medical Equipment

Stevens County Hospital Home Oxygen Med Equi
Provider ID 3021559001
NPI: 1063489789

☺ = Wheelchair Accessible 🚗 = Provider is within one (1) mile of public transportation B = Board Certified
P = Parking EB = Exterior Building IB = Interior Building R = Restroom E = Exam Room
T = Exam Table/Scale/Chairs G = Gurneys & Stretchers PL = Portable Lifts RE = Radiologic Equipment
S = Signage & Documents

1006 S Jackson St
Hugoton, KS 67951
(316) 544-8511 ☎,P,EB,R

**Stevens County Hospital Home
Oxygen Med Equi
Provider ID 3021559001**
NPI: 1063489789
1042 S Jackson St
Hugoton, KS 67951
(620) 544-4726 ☎,P,EB,R

Thomas

Nurse Practitioner

**Sulzman, Deanna L, NP, (F), B
Colby Medical And Surgical Center
Provider ID 2953544001**
NPI: 1437251436
175 S Range Ave Ste 2
Colby, KS 67701
(785) 462-3332 ☎,P,EB,R

**Werth, Irene E, MS, (F), B
St Francis Community And Family
Service
Provider ID 2373926002**
NPI: 1770558538
180 W 5th St
Colby, KS 67701
(785) 462-6679 ☎,P,EB,R

Oncology

**Deyao, Jocelyn T, MD, (F), B
Central Care Cancer Center
Provider ID 5457487001**
NPI: 1366670416
100 E College Dr Ste 200
Colby, KS 67701
(785) 460-5686 ☎,P,EB,R
M-F 8:00 AM-4:30 PM
Hospital Affiliations:
Citizens Medical Center
Co Of Logan New Frontiers Health
Services
Goodland Regional Medical Center
St Catherine Hospital

**Tibayan, Restituto T, MD, (M), B
Central Care
Provider ID 3476037001**
NPI: 1508029208
100 E College Dr
Colby, KS 67701
(785) 460-1215 ☎,P,EB,R

**Toumeh, Anis, MD, (M), B
Central Care Cancer Center
Provider ID 5660658007**
NPI: 1780999326
100 E College Dr Ste 200
Colby, KS 67701
(785) 460-5686 ☎,P,EB,R
Languages Spoken:
Provider: Spanish
M-F 8:00 AM-4:30 PM
Hospital Affiliations:
Citizens Medical Center
Goodland Regional Medical Center
Southwest Medical Center

**Velasco, Jose, MD, (M), B
Central Care Cancer Center
Provider ID 4956957001**
NPI: 1376731968
100 E College Dr
Colby, KS 67701
(785) 460-1215 ☎,P,EB,R

Otolaryngology

**Cossette, Jerrold E, MD, (M)
Audiology Consultants
Provider ID 595338010**
NPI: 1659346211
100 E College Dr
Colby, KS 67701
(785) 823-7225 ☎,P,EB,R
Hospital Affiliations:
Salina Regional Health Center

Preventative Medicine

**Pfannenstiel, Amanda S, MA, (F), B
St Francis Community And Family
Service
Provider ID 3591823001**
NPI: 1013017862
180 W 5th St
Colby, KS 67701
(785) 462-6679 ☎,P,EB,R

Radiation Oncology

**Chitti, Ramanamoorthy V, MD, (M), B
Central Care Cancer Center
Provider ID 2608400002**
NPI: 1053306266
100 E College Dr Ste 200
Colby, KS 67701
(785) 460-5686 ☎,P,EB,R
Hospital Affiliations:
Great Bend Regional Hospital
Mayo Clinic Health System In
Waycross
Newman Regional Health
Newton Medical Center
Southwest Medical Center
Westchester Medical Center
Western Plains Regional Hospital

Trego

Neurological Surgery

**Manguoglu, Ali B, MD, (M)
SRHC Physician Practice
Management
Provider ID 594382001**
NPI: 1750361556
320 N 13th St
Wa Keeney, KS 67672
(785) 823-1032 ☎,P,EB,R
Hospital Affiliations:
Salina Regional Health Center

Pulmonary Medicine

**Berquist, Kent B, MD, (M), B
SRHC Physician Practice
Management
Provider ID 599959003**
NPI: 1134184997
320 N 13th St
Wa Keeney, KS 67672
(785) 452-7325 ☎,P,EB,R
Hospital Affiliations:
Salina Regional Health Center

Unless noted, all providers have regular office hours (M-F, 8 am- 5pm) and accept new patients. All providers are proficient in English unless otherwise noted.

Dental Providers

Kansas - Seward

Kansas	Mcfadden, Chaniqua, DDS United Methodist Mexican-American Ministries Provider ID 31998782079R NPI: 1346794575 310 E Walnut St Ste L15 Garden City, KS 67846 (620) 272-0570 ☎,P,EB,R Su 7:00 AM-6:00 P	Asbjornson, Katie, DDS, (F) First Avenue Dental Pa Provider ID 10233880539R NPI: 1578944880 2306 1st Ave Dodge City, KS 67801 (620) 371-6630 ☎,P,EB,R Su 8:00 AM-12:00 P	2011 Central Ave Dodge City, KS 67801 (620) 227-9797 Su 7:00 AM-6:00 P	Kearny
Finney	Mcvey, Randall K, DMD, (M) Randall K Mcvey Dmd Provider ID 41984921601R NPI: 1528082625 2501 N Campus Dr Ste 100 Garden City, KS 67846 (620) 275-9157	Becker, Daniel D, DDS, (M) United Methodist Mexican-American Ministries Provider ID 31998859750R NPI: 1508171984 2011 Central Ave Dodge City, KS 67801 (620) 227-9797 Su 7:00 AM-6:00 P	Rapini, Jennifer, DDS, (F) United Methodist Mexican-American Ministries Provider ID 31998867724R NPI: 1194030957 2011 Central Ave Dodge City, KS 67801 (620) 227-9797 Su 7:00 AM-6:00 P	Dentistry
Dentistry	Onwuharonye, Rodney, DDS, (M) United Methodist Mexican-American Ministries Provider ID 31998782080R NPI: 1598207946 310 E Walnut St Ste L15 Garden City, KS 67846 (620) 272-0570 ☎,P,EB,R Su 7:00 AM-6:00 P	Burns, Frank R, DDS, (M) United Methodist Mexican-American Ministries Provider ID 31998874888R NPI: 1184849234 2011 Central Ave Dodge City, KS 67801 (620) 227-9797 Su 7:00 AM-6:00 P	Stein, Richard J, DDS, (M) Richard J Stein Dds Pa Provider ID 91868520338R NPI: 1679554414 208 W Ross Blvd Ste B Dodge City, KS 67801 (620) 225-5682 ☎,P,EB,R M,Tu,W,Th,F,Su 8:00 AM-5:00 PM	Norton
Andersen, David C, DDS, (M) United Methodist Western Kansas Mexican American Minist Provider ID 31998724662R NPI: 1932376910 310 E Walnut St Ste L15 Garden City, KS 67846 (620) 272-0570 ☎,P,EB,R Su 7:00 AM-6:00 P	Potts, Richard R, DDS, (M) Jay Keltner Dds Pa Provider ID 41321715406R NPI: 1861466229 1133 E Kansas Plz Garden City, KS 67846 (620) 276-7681 ☎,P,EB,R M,Tu,W,Th,F,Su 8:00 AM-5:00 PM	Chen, Shanzong, DMD, (F) United Methodist Mexican-American Ministries Provider ID 31998857240R NPI: 1558744482 2011 Central Ave Dodge City, KS 67801 (620) 227-9797 Su 7:00 AM-6:00 P	Uhlenhake, John, DDS, (M) United Methodist Mexican-American Ministries Provider ID 31998863007R NPI: 1689768343 2011 Central Ave Dodge City, KS 67801 (620) 227-9797 Su 7:00 AM-6:00 P	Dentistry
Becker, Daniel D, DDS, (M) United Methodist Mexican-American Ministries Provider ID 31998759750R NPI: 1508171984 310 E Walnut St Ste L15 Garden City, KS 67846 (620) 272-0570 ☎,P,EB,R Su 7:00 AM-6:00 P	Rapini, Jennifer, DDS, (F) United Methodist Mexican-American Ministries Provider ID 31998767724R NPI: 1194030957 310 E Walnut St Ste L15 Garden City, KS 67846 (620) 272-0570 ☎,P,EB,R Su 7:00 AM-6:00 P	Henrichs, Kelly S, DDS, (M) Kelly S Henrichs Dds Provider ID 51364116081R NPI: 1316911696 100 W Ross Blvd Ste 2-c Dodge City, KS 67801 (620) 225-6555	Wilson, Scott P, DDS, (M) Dr Scott Wilson Dds Provider ID 21879015594R NPI: 1700955853 2205 Central Ave Ste A Dodge City, KS 67801 (620) 225-2600 M,Tu,W,Th,F,Su 8:00 AM-5:00 PM	Klein, Mark A, DDS, (M) Mark A Klein Dds Provider ID 41471417180R NPI: 1023457736 115 N Kansas Ave Norton, KS 67654 (785) 877-3433
Burns, Frank R, DDS, (M) United Methodist Mexican-American Ministries Provider ID 31998774888R NPI: 1184849234 310 E Walnut St Ste L15 Garden City, KS 67846 (620) 272-0570 ☎,P,EB,R Su 7:00 AM-6:00 P	Romriell, Skyler G, DDS, (M) Michael Harris Dds Provider ID 41903457291R NPI: 1942682828 218 E Fulton Ter Garden City, KS 67846 (620) 276-7623 ☎,P,EB,R Su 8:30 AM-4:30 P	Hrencher, Austin, DDS, (M) Richard J Stein Dds Pa Provider ID 91868574030R NPI: 1205285095 208 W Ross Blvd Ste B Dodge City, KS 67801 (620) 225-5682 ☎,P,EB,R M,Tu,W,Th,F,Su 8:00 AM-5:00 PM	Blackwood, Eric N, DDS, (M) Blackwood Family Dentistry Provider ID 21980721539R NPI: 1487645487 501 Garfield St Quinter, KS 67752 (785) 754-2441 ☎,P,EB,R M,Tu,W,Th,F,Su 8:00 AM-5:00 PM	Rawlins
Chen, Shanzong, DMD, (F) United Methodist Mexican-American Ministries Provider ID 31998757240R NPI: 1558744482 310 E Walnut St Ste L15 Garden City, KS 67846 (620) 272-0570 ☎,P,EB,R Su 7:00 AM-6:00 P	Sterling, Kevin J, DDS, (M) United Methodist Mexican-American Ministries Provider ID 31998754482R NPI: 1518070572 310 E Walnut St Ste L15 Garden City, KS 67846 (620) 272-0570 ☎,P,EB,R Su 7:00 AM-6:00 P	Lehmkuhler, Ryan P, DDS, (M) Ryan Lehmkuhler Dds Pa Provider ID 92301224292R NPI: 1255626628 100 W Ross Blvd Ste 2c Dodge City, KS 67801 (620) 371-6630	Gove	Minneman, Roger T, DDS, (M) Rawlins County Dental Clinic Provider ID 31931621119R NPI: 1245270941 515 State St Atwood, KS 67730 (785) 626-8290 ☎,P,EB,R M,Tu,W,Th,F,Su 8:00 AM-5:00 PM
Etling, James B, DDS, (M) James B Etling Dds Provider ID 21300215312R NPI: 1871583237 1502 Harding Ave Ste 9 Garden City, KS 67846 (620) 276-3240 M,Tu,W,Th,F,Su 8:00 AM-5:00 PM	Uhlenhake, John, DDS, (M) United Methodist Mexican-American Ministries Provider ID 31998763007R NPI: 1689768343 310 E Walnut St Ste L15 Garden City, KS 67846 (620) 272-0570 ☎,P,EB,R Su 7:00 AM-6:00 P	Lehmkuhler, Ryan, DDS, (M) First Avenue Dental Pa Provider ID 10233824292R NPI: 1255626628 2306 1st Ave Dodge City, KS 67801 (620) 371-6630 ☎,P,EB,R Su 8:00 AM-12:00 P	Graham	Schmidt, Nathan D, DDS, (M) Rawlins County Dental Clinic Provider ID 31931639887R NPI: 1013320902 515 State St Atwood, KS 67730 (785) 626-8290 ☎,P,EB,R M,Tu,W,Th,F,Su 8:00 AM-5:00 PM
Harris, Grant P, DDS, (M) Michael Harris Dds Provider ID 41903421183R NPI: 1770511396 218 E Fulton Ter Garden City, KS 67846 (620) 276-7623 ☎,P,EB,R Su 8:30 AM-4:30 P	Vollertsen, Grant K, DDS, (M) Grant K Vollertsen Dds Provider ID 61334615735R NPI: 1073606653 1402 1/2 E Kansas Ave Garden City, KS 67846 (620) 275-4251	Mcfadden, Chaniqua, DDS United Methodist Mexican-American Ministries Provider ID 31998882079R NPI: 1346794575 2011 Central Ave Dodge City, KS 67801 (620) 227-9797 Su 7:00 AM-6:00 P	Miller, William A, DDS, (M) William A Miller Dds Provider ID 51319515476R NPI: 1457344244 305 W Main St Hill City, KS 67642 (785) 421-3492 ☎,P,EB,R M,Tu,W,Th,F,Su 8:00 AM-5:00 PM	Shelton, Zachary R, DDS, (M) Rawlins County Dental Clinic Provider ID 31931639888R NPI: 1043624331 515 State St Atwood, KS 67730 (785) 626-8290 ☎,P,EB,R M,Tu,W,Th,F,Su 8:00 AM-5:00 PM
Harris, Michael P, DDS, (M) Michael Harris Dds Provider ID 41903420766R NPI: 1811925068 218 E Fulton Ter Garden City, KS 67846 (620) 276-7623 ☎,P,EB,R Su 8:30 AM-4:30 P	Ford	Onwuharonye, Rodney, DDS, (M) United Methodist Mexican-American Ministries Provider ID 31998882080R NPI: 1598207946	Hamilton	Snyder, Micah, DDS Rawlins County Dental Clinic Provider ID 31931619912R NPI: 1225310469 515 State St Atwood, KS 67730 (785) 626-8290 ☎,P,EB,R M,Tu,W,Th,F,Su 8:00 AM-5:00 PM
Keltner, Corwin J, DDS, (M) Jay Keltner Dds Pa Provider ID 41321715593R NPI: 1083604599 1133 E Kansas Plz Garden City, KS 67846 (620) 276-7681 ☎,P,EB,R M,Tu,W,Th,F,Su 8:00 AM-5:00 PM	Dentistry	Lewis, William, DDS, (M) William J Lewis Dds Provider ID 31309415441R NPI: 1619954476 405 N Main St Syracuse, KS 67878 (620) 384-5252 Su 7:00 AM-3:00 P	Dentistry	Seward
Dentistry	Dentistry	Dentistry	Dentistry	Dutton, Perlita M, DMD, (F) Perlita M Dutton Dds Pa Provider ID 82011722193R NPI: 1821129693 23 Professional Dr Ste A Liberal, KS 67901 (620) 626-4700 ☎,P,EB,R Su 9:00 AM-5:00 P

☎ = Wheelchair Accessible 🚻 = Provider is within one (1) mile of public transportation B = Board Certified
P = Parking EB = Exterior Building IB = Interior Building R = Restroom E = Exam Room
T = Exam Table/Scale/Chairs G = Gurneys & Stretchers PL = Portable Lifts RE = Radiologic Equipment
S = Signage & Documents

Stanton

Dentistry

Morrow, Carol, DDS, (F)
Walsh Dental Clinic
Provider ID 11861920270R
NPI: 1639201098
111 S Main St
Johnson, KS 67855
(620) 492-2455 ☎,P,EB,R
Su 8:30 AM-5:00 P

Wichita

Dentistry

Brown, Elizabeth J, DDS, (F)
Great Plains Family Dentistry
Provider ID 01980521537R
NPI: 1669462560
201 W Broadway
Leoti, KS 67861
(620) 375-4533 ☎,P,EB,R
Su 7:00 AM-2:00 P

Unless noted, all providers have regular office hours (M-F, 8 am- 5pm) and accept new patients. All providers are proficient in English unless otherwise noted.

Kansas	Ford
<p>Finney</p> <p>Ophthalmology</p> <p>Clifford, William S, MD, (M), B Fry Eye Associates Provider ID 1617765001 NPI: 1114941226 310 E Walnut St Ste 101 Garden City, KS 67846 (620) 275-7248 ☺,P,EB,R Hospital Affiliations: Citizens Medical Center Co Of Logan New Frontiers Health Services St Catherine Hospital</p> <p>Fry, Eric L, MD, (M), B Fry Eye Associates Provider ID 2959531001 NPI: 1538373485 310 E Walnut St Ste 101 Garden City, KS 67846 (620) 275-7248 ☺,P,EB,R Hospital Affiliations: Southwest Medical Center St Catherine Hospital</p> <p>Fry, Luther L, MD, (M), B Fry Eye Associates Provider ID 78775001 NPI: 1205858776 310 E Walnut St Ste 101 Garden City, KS 67846 (620) 275-7248 ☺,P,EB,R Hospital Affiliations: St Catherine Hospital</p> <p>Weishaar, Paul D, MD, (M), B Vitreous Retinal Consultants And Surgeons Provider ID 1617743002 NPI: 1548261696 310 E Walnut St Ste 101 Garden City, KS 67846 (316) 683-5611 ☺,P,EB,R Hospital Affiliations: Kansas Surgery And Recovery Center Salina Regional Health Center St Catherine Hospital Via Christi Hospitals Wichita Wesley Medical Center</p> <p>Optometry</p> <p>Hopkins, Gloria M, OD, (F), B Fry Eye Associates Provider ID 1617766001 NPI: 1982626339 310 E Walnut St Ste 101 Garden City, KS 67846 (620) 275-7248 ☺,P,EB,R</p> <p>Johannes, Matthew E, OD, (M), B Matt Johannes Od Provider ID 3136971002 NPI: 1346331089 410 N Campus Dr Garden City, KS 67846 (620) 275-2222 ☺,P,EB,R</p> <p>Reimer, Kristina R, OD, (F), B Kristina R Reimer Od Provider ID 3136966002 NPI: 1184715823 410 N Campus Dr Garden City, KS 67846 (620) 275-2222 ☺,P,EB,R</p>	<p>Optometry</p> <p>Roenfeldt, Richard L, OD, (M), B Richard L Roenfeldt Od Provider ID 479594001 NPI: 1255335808 2020 1st Ave Ste A Dodge City, KS 67801 (620) 225-0225 ☺,P,EB,R</p> <p>Gove</p> <p>Optometry</p> <p>Kinderknecht, Travis L, OD, (M), B Kinderknecht Travis L Provider ID 1951156001 NPI: 1285603381 1201 Castle Rock St Quinter, KS 67752 (785) 754-2494 ☺,P,EB,R</p> <p>Logan</p> <p>Ophthalmology</p> <p>Fry, Eric L, MD, (M), B Fry Eye Associates Provider ID 2959531001 NPI: 1538373485 210 Center Ave Oakley, KS 67748 (785) 672-4271 ☺,P,EB,R Hospital Affiliations: Southwest Medical Center St Catherine Hospital</p> <p>Seward</p> <p>Ophthalmology</p> <p>Lane, Gerald E, DO, (M), B Lane Eye Center Provider ID 1048221001 NPI: 1003913310 2381 N Kansas Ave Liberal, KS 67901 (620) 624-7900 ☺,P,EB,R Hospital Affiliations: Olathe Medical Center Shawnee Mission Medical Center Southwest Medical Center</p> <p>Sherman</p> <p>Ophthalmology</p> <p>Fry, Eric L, MD, (M), B Fry Eye Associates Provider ID 2959531001 NPI: 1538373485 220 W 2nd St Goodland, KS 67735 (785) 890-3625 ☺,P,EB,R Hospital Affiliations: Southwest Medical Center St Catherine Hospital</p>

☺ = Wheelchair Accessible ☺ = Provider is within one (1) mile of public transportation B = Board Certified
 P = Parking EB = Exterior Building IB = Interior Building R = Restroom E = Exam Room
 T = Exam Table/Scale/Chairs G = Gurneys & Stretchers PL = Portable Lifts RE = Radiologic Equipment
 S = Signage & Documents

Kansas

Cheyenne

Pharmacy

Krien Pharmacy
Provider ID 2546121002
 NPI: 1104821040
 105 W Washington St Ste 8
 Saint Francis, KS 67756
 (785) 332-2177 ☎

Clark

Pharmacy

D And B Pharmacy/Milligan Pharmacy
Provider ID 1701425
 NPI: 1427120369
 719 N Main St
 Ashland, KS 67831
 (620) 635-2322 ☎
 M-F 9:00 AM-5:00 PM

Decatur

Pharmacy

Ward Drug
Provider ID 5404425002
 NPI: 1790182954
 142 S Penn Ave
 Oberlin, KS 67749
 (785) 475-2285 ☎,P,EB,R ☎☎

Finney

Pharmacy

Coast Health Services
Provider ID 1719410
 NPI: 1942474135
 116 N Main St
 Cimarron, KS 67835
 (620) 855-2055 ☎☎
 M-F 9:00 AM-5:00 PM
 Sa,Su 9:00 AM-2:00 PM

Dillon Pharmacy
Provider ID 1711387
 NPI: 1598706913
 1211 Buffalo Jones Ave
 Garden City, KS 67846
 (620) 275-0194 ☎,P,EB,R ☎
 M-F 9:00 AM-7:00 PM
 Sa 9:00 AM-6:00 PM
 Su 11:00 AM-3:00 PM

Dillon Pharmacy
Provider ID 1708099
 NPI: 1497795991
 1305 E Kansas Ave
 Garden City, KS 67846
 (620) 275-1957 ☎,P,EB,R ☎
 M-F 9:00 AM-8:00 PM
 Sa 9:00 AM-6:00 PM
 Su 10:00 AM-6:00 PM

Garden Pharmacy
Provider ID 1712769
 NPI: 1326003104
 701 E Kansas Plz
 Garden City, KS 67846
 (316) 275-5791 ☎,P,EB,R ☎
 M-F 9:00 AM-7:00 PM
 Sa 9:00 AM-2:00 PM

Plaza Pharmacy
Provider ID 1702477
 NPI: 1770679714
 911 N Main St
 Garden City, KS 67846
 (620) 276-8251 ☎,P,EB,R ☎
 M-Sa 9:00 AM-6:00 PM

Sams Pharmacy 10-4791
Provider ID 1719559
 NPI: 1063669877
 3010 Larue St
 Garden City, KS 67846
 (620) 272-9001 ☎
 M-Sa 10:00 AM-6:00 PM

Wal-Mart Pharmacy 10-0652
Provider ID 1712593
 NPI: 1659398055
 3101 E Kansas Ave
 Garden City, KS 67846
 (620) 275-7557 ☎,P,EB,R ☎
 M-F 9:00 AM-9:00 PM
 Sa 9:00 AM-7:00 PM
 Su 10:00 AM-6:00 PM

Wal-Mart Pharmacy 10-4625
Provider ID 1717444
 NPI: 1922474709
 2424 N Taylor Ave
 Garden City, KS 67846
 (620) 765-7047 ☎
 M-F 8:00 AM-9:00 PM
 Sa 9:00 AM-7:00 PM
 Su 10:00 AM-6:00 PM

Walgreens #7972
Provider ID 1718204
 NPI: 1760497986
 1308 E Kansas Ave
 Garden City, KS 67846
 (620) 275-4430 ☎
 M-Sa 9:00 AM-7:00 PM

Ford

Pharmacy

Dillon Pharmacy #001
Provider ID 1710789
 NPI: 1376583195
 1700 N 14th Ave
 Dodge City, KS 67801
 (620) 225-6140 ☎,P,EB,R ☎
 M-F 9:00 AM-9:00 PM
 Sa 9:00 AM-7:00 PM
 Su 10:00 AM-6:00 PM

Gibson's Pharmacy
Provider ID 1711945
 NPI: 1558440602
 2610 Central Ave
 Dodge City, KS 67801
 (620) 227-8193 ☎,P,EB,R ☎☎
 M-F 8:00 AM-8:00 PM
 Sa 9:00 AM-6:00 PM
 Su 12:00 PM 6:00 PM

Medical Center Pharmacy
Provider ID 1714496
 NPI: 1437259462
 2020 Central Ave
 Dodge City, KS 67801
 (620) 227-8506 ☎,P,EB,R ☎☎
 M-F 9:00 AM-6:00 PM
 Sa 9:00 AM-1:00 PM

Minneola Pharmacy
Provider ID 1718987
 NPI: 1447353503
 131 Main St
 Bloom, KS 67865
 (620) 885-4544 ☎☎
 M-F 9:00 AM-5:00 PM
 Sa 9:00 AM-2:00 PM

Wal-Mart Pharmacy 10-0372
Provider ID 1714535
 NPI: 1285651687
 1905 N 14th Ave
 Dodge City, KS 67801
 (620) 225-0872 ☎,P,EB,R ☎
 M-F 9:00 AM-9:00 PM
 Sa 9:00 AM-7:00 PM
 Su 10:00 AM-6:00 PM

Walgreens #7817
Provider ID 1718064
 NPI: 1942215165
 1801 N 14th Ave
 Dodge City, KS 67801
 (620) 225-6031 ☎
 M-F 9:00 AM-7:00 PM
 Sa 9:00 AM-6:00 PM

Gove

Pharmacy

Rays Pharmacy
Provider ID 1715195
 NPI: 1063469294
 414 Main St
 Quinter, KS 67752
 (785) 754-3312 ☎,P,EB,R ☎☎
 M-F 9:00 AM-6:00 PM
 Sa 9:00 AM-12:00 PM

Graham

Pharmacy

Wise Drug
Provider ID 1706968
 NPI: 1770695629
 308 N Pomeroy Ave
 Hill City, KS 67642
 (785) 421-5632 ☎
 M-F 9:00 AM-6:00 PM
 Sa 9:00 AM-12:00 PM

Grant

Pharmacy

Grant County Drug Company
Provider ID 1720742
 NPI: 1548604523
 219 N Main St Ste 925
 Ulysses, KS 67880
 (620) 356-1446 ☎,P,EB,R ☎☎
 M-F 9:00 AM-6:00 PM
 Sa 9:00 AM-1:00 PM

Gray

Pharmacy

Montezuma Drug
Provider ID 1721225
 NPI: 1083029359
 300 N Aztec St
 Montezuma, KS 67867
 (620) 846-2202 ☎,P,EB,R ☎☎
 M,Tu,W,F 9:00 AM-5:00 PM
 Th 9:00 AM-2:00 PM

Greeley

Pharmacy

Dixon Drug
Provider ID 1713456
 NPI: 1801817457

422 Broadway Ave
 Tribune, KS 67879
 (620) 376-4224 ☎,P,EB,R ☎
 M-Sa 8:00 AM-6:00 PM

Hamilton

Pharmacy

Hamilton County Drug
Provider ID 1705360
 NPI: 1285682153
 302 Avenue A
 Syracuse, KS 67878
 (620) 384-7424 ☎,P,EB,R ☎

Haskell

Pharmacy

Satanta Retail Pharmacy
Provider ID 1711476
 NPI: 1326088972
 401 Cheyenne
 Satanta, KS 67870
 (620) 649-2450 ☎,P,EB,R ☎
 M-F 9:00 AM-5:00 PM

Hodgeman

Pharmacy

Hodgeman County Pharmacy
Provider ID 1721972
 NPI: 1013460922
 519 Main St
 Jetmore, KS 67854
 (620) 357-8305 ☎,P,EB,R ☎
 M-F 9:00 AM-5:00 PM

Kearny

Pharmacy

J And J Pharmacy
Provider ID 1716743
 NPI: 1447358643
 500 E Thorpe St
 Lakin, KS 67860
 (620) 355-7712 ☎,P,EB,R ☎☎
 M-Th 9:00 AM-6:00 PM
 F 9:00 AM-7:00 PM

Lane

Pharmacy

Dighton Pharmacy
Provider ID 1720982
 NPI: 1831529353
 105 E Pearl St
 Dighton, KS 67839
 (620) 397-5778 ☎,P,EB,R ☎
 M-F 9:00 AM-5:00 PM

Logan

Pharmacy

Oakley Health Mart
Provider ID 1718925
 NPI: 1356376099
 103 Center Ave
 Oakley, KS 67748
 (785) 672-4727 ☎,P,EB,R ☎☎
 M-F 9:00 AM-5:00 PM

Meade

Pharmacy

Bachman Drug
Provider ID 1713646
 NPI: 1871613273
 129 S Fowler St
 Meade, KS 67864
 (620) 873-2641 ☎☎
 M-F 9:00 AM-5:00 PM

Morton

Pharmacy

C And R Clinic Pharmacy
Provider ID 1710640
 NPI: 1427023480
 411 Sunset St Ste 962
 Elkhart, KS 67950
 (620) 697-2131 ☎,P,EB,R ☎☎
 M-F 9:00 AM-6:00 PM

Ness

Pharmacy

G And L Pharmacy
Provider ID 3576828001
 NPI: 1689773590
 207 S Pennsylvania Ave
 Ness City, KS 67560
 (785) 798-2897 ☎☎
 Sa 9:00 AM-12:00 P

Norton

Pharmacy

Moffet Drug
Provider ID 1720603
 NPI: 1629336391
 102 S State St
 Norton, KS 67654
 (785) 877-2721 ☎☎
 M-F 9:00 AM-5:00 PM
 Sa 9:00 AM-1:00 PM

Shopko Pharmacy #2696
Provider ID 1718040
 NPI: 1851345060
 505 W Holme St
 Norton, KS 67654
 (785) 877-2133 ☎,P,EB,R ☎
 M-F 9:00 AM-6:00 PM
 Sa 9:00 AM-1:00 PM

Rawlins

Pharmacy

Currier Drug
Provider ID 1701487
 NPI: 1871605725
 416 State St
 Atwood, KS 67730
 (785) 626-3214 ☎,P,EB,R ☎☎
 M-Sa 9:00 AM-6:00 PM

Seward

Pharmacy

Dillon Pharmacy
Provider ID 1714460
 NPI: 1205877685

All providers are proficient in English unless otherwise noted.

Pharmacy

1417 N Kansas Ave
 Liberal, KS 67901
 (620) 626-4234 ☺,P,EB,R ☺
 M 8:00 AM-8:00 PM
 Tu,W,Th,F 8:00 AM-10:00 PM
 Sa 8:00 AM-7:00 PM
 Su 12:00 PM 5:00 PM

Elkan Drug
Provider ID 1703746
 NPI: 1366424145
 1033 N Kansas Ave
 Liberal, KS 67901
 (620) 624-4065 ☺,P,EB,R ☺ ☺
 M-F 9:00 AM-6:00 PM
 Sa 9:00 AM-1:00 PM

Wal-Mart Pharmacy 10-0799
Provider ID 1711616
 NPI: 1639196033
 250 E Tucker Rd
 Liberal, KS 67901
 (620) 626-4240 ☺,P,EB,R ☺
 M-F 9:00 AM-9:00 PM
 Sa 9:00 AM-7:00 PM
 Su 10:00 AM-6:00 PM

Wal-Mart Pharmacy 10-4628
Provider ID 1721631
 NPI: 1912380700
 712 N Western Ave
 Liberal, KS 67901
 (620) 417-7230 ☺
 M-F 8:00 AM-9:00 PM
 Sa 9:00 AM-7:00 PM
 Su 10:00 AM-6:00 PM

Walgreens #10722
Provider ID 1719167
 NPI: 1790992394
 10 W 15th St
 Liberal, KS 67901
 (620) 624-5334 ☺
 M-F 8:00 AM-8:00 PM
 Sa 9:00 AM-6:00 PM
 Su 10:00 AM-6:00 PM

Sheridan

Pharmacy

Mahanna Pharmacy
Provider ID 1702960
 NPI: 1851434872
 833 Main St
 Hoxie, KS 67740
 (785) 675-3112 ☺ ☺
 M-F 9:00 AM-6:00 PM
 Sa 9:00 AM-12:00 PM

Sherman

Pharmacy

Goodland Medical Arts Pharmacy
Provider ID 1700055
 NPI: 1083629695
 202 Willow Rd
 Goodland, KS 67735
 (785) 890-5111 ☺,P,EB,R ☺
 M-F 9:00 AM-6:00 PM

Wal-Mart Pharmacy 10-2562
Provider ID 1716426
 NPI: 1093733529
 2160 Commerce Rd
 Goodland, KS 67735
 (785) 899-2266 ☺,P,EB,R ☺
 M-F 9:00 AM-9:00 PM
 Sa 9:00 AM-7:00 PM
 Su 10:00 AM-6:00 PM

Stanton

Pharmacy

Waldrons Pharmacy
Provider ID 1717074
 NPI: 1508921800
 111 S Main St
 Johnson, KS 67855
 (620) 492-3263 ☺,P,EB,R ☺ ☺
 M-F 9:00 AM-5:00 PM

Stevens

Pharmacy

Hugoton Drug
Provider ID 1721453
 NPI: 1548652761
 531 S Main St
 Hugoton, KS 67951
 (620) 544-4065 ☺,P,EB,R ☺
 M-F 9:00 AM-5:00 PM
 Sa 9:00 AM-12:00 PM

Stevens County Retail Pharmacy
Provider ID 1709469
 NPI: 1376845651
 1042 S Jackson St
 Hugoton, KS 67951
 (620) 544-8512 ☺,P,EB,R ☺ ☺
 M-F 9:00 AM-6:00 PM
 Sa 9:00 AM-12:00 PM

Thomas

Pharmacy

Dillon Pharmacy
Provider ID 1716046
 NPI: 1902846728
 1605 S Range Ave
 Colby, KS 67701
 (785) 462-1310 ☺,P,EB,R ☺
 M-F 9:00 AM-7:00 PM
 Sa 9:00 AM-6:00 PM

Palace Drug Store
Provider ID 1701893
 NPI: 1083614697
 460 N Franklin Ave
 Colby, KS 67701
 (785) 460-7507 ☺,P,EB,R ☺ ☺
 M-F 9:00 AM-6:00 PM
 Sa 9:00 AM-2:00 PM

Wal-Mart Pharmacy 10-1214
Provider ID 1713367
 NPI: 1942227475
 115 W Willow Ave
 Colby, KS 67701
 (785) 462-8651 ☺,P,EB,R ☺
 M-F 9:00 AM-9:00 PM
 Sa 9:00 AM-7:00 PM
 Su 10:00 AM-6:00 PM

Trego

Pharmacy

Cleland Pharmacy
Provider ID 1705738
 NPI: 1750372090
 202 S 1st St
 Wakeeney, KS 67672
 (785) 743-6321 ☺,P,EB,R ☺ ☺
 M-F 9:00 AM-6:00 PM

Gibson Health Mart
Provider ID 1705740
 NPI: 1114026895

125 N Main St
 Wa Keeney, KS 67672
 (785) 743-5753 ☺,P,EB,R ☺ ☺
 M-F 9:00 AM-6:00 PM
 Sa 9:00 AM-12:00 PM

Wallace

Pharmacy

Dixon Drug-Wallace County
Provider ID 1720425
 NPI: 1447521224
 107 W 2nd St
 Sharon Springs, KS 67758
 (785) 852-4219 ☺,P,EB,R ☺
 M-F 9:00 AM-5:00 PM

Wichita

Pharmacy

Wichita County Pharmacy
Provider ID 1716123
 NPI: 1710085311
 111 W Broadway
 Leoti, KS 67861
 (620) 375-2323 ☺,P,EB,R ☺ ☺
 M-F 9:00 AM-5:00 PM

☺ = Wheelchair Accessible ☺ = Provider is within one (1) mile of public transportation B = Board Certified
 P = Parking EB = Exterior Building IB = Interior Building R = Restroom E = Exam Room
 T = Exam Table/Scale/Chairs G = Gurneys & Stretchers PL = Portable Lifts RE = Radiologic Equipment
 S = Signage & Documents ① = Home Infusion Pharmacy ② = Retail Pharmacy ③ = 90 day Supply
 ④ = LTC Pharmacy ⌚ = 24-hour Pharmacy

Kansas

Meade

Rural Health Clinic

Meade Rural Health Clinic (Rhc)**Provider ID 3523345006**

NPI: 1558367607

119 N Hart St

Meade, KS 67864

(620) 873-2112 ☎,P,EB,R

Meade Rural Health Clinic (Rhc)**Provider ID 3523345003**

NPI: 1558367607

402 Grand Ave

Plains, KS 67869

(620) 563-9313 ☎,P,EB,R

Rawlins

Rural Health Clinic

Rawlins Clinic-Mcdonald**Provider ID 2905473002**

NPI: 1053358796

504 Ottawa St

Mc Donald, KS 67745

(785) 538-2559 ☎,P,EB,R

Unless noted, all providers have regular office hours (M-F, 8 am- 5pm) and accept new patients. All providers are proficient in English unless otherwise noted.

Ancillary Providers

Kansas	602 N 6th St Garden City, KS 67846 (620) 272-2579 ☺,P,EB,R	Dynatest Provider ID 2362822002 NPI: 1619091394 118 S Main St Ulysses, KS 67880 (620) 356-3333 ☺,P,EB,R	Seward
Cheyenne	Orthotics/Prosthetics	Logan	Dialysis Center
Diagnostic Testing Facility	Linkia Provider ID 2402298001 NPI: 1477627354 116 E Chestnut St Ste 100 Garden City, KS 67846 (316) 685-1268 ☺,P,EB,R	Home Health Agency	Fms Liberal Reg Liberal Provider ID 2146099001 NPI: 1346526431 2319 N Kansas Ave Liberal, KS 67901 (620) 624-3950 ☺,P,EB,R
Cheyenne Co Hospital Lifelin Provider ID 3554589001 NPI: 1134554314 210 W 1st St Saint Francis, KS 67756 (785) 332-2104 ☺,P,EB,R	Physical Therapy	Logan County Hospital Provider ID 3575465001 NPI: 1992890743 211 Cherry Ave Oakley, KS 67748 (785) 672-3211 ☺,P,EB,R	Physical Therapy
Home Health Agency	Living At Home Provider ID 5345646001 NPI: 1366869547 13610 N Mennonite Rd Garden City, KS 67846 (620) 271-8674 ☺,P,EB,R	Meade	Dynatest Provider ID 2362822002 NPI: 1619091394 123 E 11th St Liberal, KS 67901 (620) 626-5373 ☺,P,EB,R
Good Samaritan Society Nw Kansas Homecar Provider ID 3957302002 NPI: 1568444933 217 Us Highway 36 Saint Francis, KS 67756 (785) 332-3588 ☺,P,EB,R	Western Kansas Rehabilitation Services Synergy Physical Therapy And Wellness Ks Provider ID 3626422001 NPI: 1962746826 1501 E Fulton Ter Ste 1 Garden City, KS 67846 (620) 805-6883 ☺,P,EB,R	Home Health Agency	X-Ray/Radiology Center
Decatur	Ford	Meade District Hospital Hhc Agency Provider ID 2051308001 NPI: 1053317115 119 N Hart St Meade, KS 67864 (620) 873-2112 ☺,P,EB,R	Liberal Diagnostics Provider ID 3630193001 NPI: 1588917454 23 Professional Dr Ste B Liberal, KS 67901 (620) 626-5412 ☺,P,EB,R
Home Health Agency	Dialysis Center	Meade District Hospital Hhc Agency Provider ID 2051308001 NPI: 1053317115 510 E Carthage St Meade, KS 67864 (620) 873-2141 ☺,P,EB,R	Thomas
Cottonwood Home Care Provider ID 3591305001 NPI: 1235231499 810 W Columbia St Oberlin, KS 67749 (785) 475-2208 ☺,P,EB,R	Hospice	Ness	Physical Therapy
Finney	Fms Dodge City Fms Dodge City LLC Provider ID 3413843001 NPI: 1073899159 204 W Ross Blvd Dodge City, KS 67801 (820) 225-7100 ☺,P,EB,R	Home Health Agency	Northwest Kansas Physical Therapy Provider ID 2476717002 NPI: 1720089774 990 S Range Ave Ste 8 Colby, KS 67701 (785) 460-7848 ☺,P,EB,R
Ambulatory Surgery Center	Hospice Of The Prairie Provider ID 3223099001 NPI: 1508829821 200 4th Cir Dodge City, KS 67801 (620) 227-7209 ☺,P,EB,R	Craig Home Care Craig Resources Provider ID 2130159002 NPI: 1689699837 103 S Iowa Ave Ness City, KS 67560 (785) 798-4821 ☺,P,EB,R	Tina Harris Physical Therapy Provider ID 3158843001 NPI: 1295850873 270 N Franklin Ave Colby, KS 67701 (785) 462-8008 ☺,P,EB,R
Fry Eye Surgery Center Fry Eye Surgery Center LLC Provider ID 1758416001 NPI: 1528080876 411 N Campus Dr Garden City, KS 67846 (620) 276-7699 ☺,P,EB,R	Phillips Chiropractic And Physical Thera Phillips Chiropractic And Physical Thera Pa Provider ID 2940213001 NPI: 1487818522 2200 Summerlon Cir Ste D Dodge City, KS 67801 (620) 225-4139 ☺,P,EB,R	Craig Home Care Craig Resources Provider ID 2130159002 NPI: 1689699837 119 E Main St Ness City, KS 67560 (785) 798-4821 ☺,P,EB,R	Trego
Dialysis Center	Physical Therapy	Ness Cny Hospital Home Support Service Provider ID 3531821001 NPI: 1639260383 312 E Custer St Ness City, KS 67560 (785) 798-2291 ☺,P,EB,R	X-Ray/Radiology Center
Fresenius Medical Care Garden City Provider ID 6175003001 NPI: 1871943712 2051 E Mary St Garden City, KS 67846 (620) 272-0627 ☺,P,EB,R	Renal Treatment Centers Garden City Rtc Garden City Provider ID 2626012001 NPI: 1619936283 2308 E Kansas Ave Garden City, KS 67846 (620) 260-9852 ☺,P,EB,R	Norton	United Radiology Group Provider ID 3611906001 NPI: 1477513224 320 N 13th St Wa Keeney, KS 67672 (844) 821-7044 ☺,P,EB,R
Home Health Agency	Home Health Agency	Home Health Agency	
Family Ministries Provider ID 3525037001 NPI: 1518203504 606 N Main St Garden City, KS 67846 (620) 275-7364 ☺,P,EB,R	Gove County Hospital Home Health Care Provider ID 2985441001 NPI: 1588609747 520 W 5th St Quinter, KS 67752 (785) 754-3341 ☺,P,EB,R	Norton County Hospital Provider ID 691462001 NPI: 1730519174 102 E Holme St Norton, KS 67654 (785) 877-3351 ☺,P,EB,R	
Hospice	Grant	P R N Home Health Agency Prn Home Health Agency Provider ID 2627380001 NPI: 1164526182 801 N Norton Ave Norton, KS 67654 (785) 877-5745 ☺,P,EB,R	
St Catherine Hospice Provider ID 5166836001 NPI: 1306826144	Physical Therapy		

☺ = Wheelchair Accessible ☺ = Provider is within one (1) mile of public transportation B = Board Certified
P = Parking EB = Exterior Building IB = Interior Building R = Restroom E = Exam Room
T = Exam Table/Scale/Chairs G = Gurneys & Stretchers PL = Portable Lifts RE = Radiologic Equipment
S = Signage & Documents

Kansas

Cheyenne

Social Worker - Licensed

Rice, Kris D, MS
Rice Kris D
Provider ID 2947149003
 NPI: 1306991419
 209 N Denison St
 Saint Francis, KS 67756
 (785) 772-5041 ☎,P,EB,R

Clark

Alcohol & Drug Counselor

Young, Robert B, MA, (M), B
Iroquois Center For Human
Development
Provider ID 4588781001
 NPI: 1760893978
 212 Olive St
 Minneola, KS 67865
 (620) 885-4789 ☎,P,EB,R

Young, Robert B, MA, (M), B
Iroquois Center For Human
Development
Provider ID 4588781001
 NPI: 1760893978
 709 Oak St
 Ashland, KS 67831
 (620) 635-2241 ☎,P,EB,R

Professional Counselor

Gibson, Garry W, LPC, (M)
Iroquois Center For Human
Development
Provider ID 3352250001
 NPI: 1295849685
 709 Oak St
 Ashland, KS 67831
 (620) 635-2241 ☎,P,EB,R

Murski, Tabitha M, MA, (F)
Iroquois Center For Human
Development
Provider ID 3545345001
 NPI: 1003921370
 212 Olive St
 Minneola, KS 67865
 (620) 885-4789 ☎,P,EB,R

Murski, Tabitha M, MA, (F)
Iroquois Center For Human
Development
Provider ID 3545345001
 NPI: 1003921370
 709 Oak St
 Ashland, KS 67831
 (620) 635-2241 ☎,P,EB,R
 M,W,Th,F 8:00 AM-5:00 PM
 Tu 8:00 AM-6:00 PM

Rogers, Scott G, LPC, (M)
Iroquois Center For Human
Development
Provider ID 2367395001
 NPI: 1073628525
 212 Olive St
 Minneola, KS 67865
 (620) 885-4789 ☎,P,EB,R

Rogers, Scott G, LPC, (M)
Iroquois Center For Human
Development
Provider ID 2367395001
 NPI: 1073628525

709 Oak St
 Ashland, KS 67831
 (620) 635-2241 ☎,P,EB,R
 M,W,Th,F 8:00 AM-5:00 PM
 Tu 8:00 AM-6:00 PM

Ryckert, James, MA, (M)
Iroquois Center For Human
Development
Provider ID 6260170001
 NPI: 1932650660
 212 Olive St
 Minneola, KS 67865
 (620) 885-4789 ☎,P,EB,R

Ryckert, James, MA, (M)
Iroquois Center For Human
Development
Provider ID 6260170001
 NPI: 1932650660
 709 Oak St
 Ashland, KS 67831
 (620) 635-2241 ☎,P,EB,R

Stephens, Charles L, MA, (M)
Iroquois Center For Human
Development
Provider ID 2985544002
 NPI: 1245355361
 709 Oak St
 Ashland, KS 67831
 (620) 635-2241 ☎,P,EB,R
 M,W,Th,F 8:00 AM-5:00 PM
 Tu 8:00 AM-6:00 PM

Psychiatric Nurse

Snyder, Megan N, MA, (F), B
Iroquois Center For Human
Development
Provider ID 3558403001
 212 Olive St
 Minneola, KS 67865
 (620) 885-4789 ☎,P,EB,R

Snyder, Megan N, MA, (F), B
Iroquois Center For Human
Development
Provider ID 3558403001
 709 Oak St
 Ashland, KS 67831
 (620) 635-2241 ☎,P,EB,R
 M,W,Th,F 8:00 AM-5:00 PM
 Tu 8:00 AM-6:00 PM

Psychiatry

Alonzo, Luis S, MD, (M), B
Iroquois Center For Human
Development
Provider ID 1815570004
 NPI: 1215903877
 212 Olive St
 Minneola, KS 67865
 (620) 885-4789 ☎,P,EB,R

Alonzo, Luis S, MD, (M), B
Iroquois Center For Human
Development
Provider ID 1815570004
 NPI: 1215903877
 709 Oak St
 Ashland, KS 67831
 (620) 635-2241 ☎,P,EB,R
 M,W,Th,F 8:00 AM-5:00 PM
 Tu 8:00 AM-6:00 PM

Psychology

Snyder, Megan N, MA, (F), B
Iroquois Center For Human
Development
Provider ID 3558403001
 212 Olive St
 Minneola, KS 67865
 (620) 885-4789 ☎,P,EB,R

Snyder, Megan N, MA, (F), B
Iroquois Center For Human
Development
Provider ID 3558403001
 709 Oak St
 Ashland, KS 67831
 (620) 635-2241 ☎,P,EB,R
 M,W,Th,F 8:00 AM-5:00 PM
 Tu 8:00 AM-6:00 PM

Social Worker - Licensed

Gibson, Garry W, LPC, (M)
Iroquois Center For Human
Development
Provider ID 3352250001
 NPI: 1295849685
 709 Oak St
 Ashland, KS 67831
 (620) 635-2241 ☎,P,EB,R

Salisbury, Stephanie J, MA, (F)
Iroquois Center For Human
Development
Provider ID 3558404001
 NPI: 1740588953
 212 Olive St
 Minneola, KS 67865
 (620) 885-4789 ☎,P,EB,R

Salisbury, Stephanie J, MA, (F)
Iroquois Center For Human
Development
Provider ID 3558404001
 NPI: 1740588953
 709 Oak St
 Ashland, KS 67831
 (620) 635-2241 ☎,P,EB,R

Social Worker - Psychiatric

Stephens, Charles L, MA, (M)
Iroquois Center For Human
Development
Provider ID 2985544002
 NPI: 1245355361
 709 Oak St
 Ashland, KS 67831
 (620) 635-2241 ☎,P,EB,R
 M,W,Th,F 8:00 AM-5:00 PM
 Tu 8:00 AM-6:00 PM

Finney

Advanced Practice Registered Psychiatric Nurse Practitioner

Powers, Donna L, MS, (F)
Compass Behavioral Health
Provider ID 2550653002
 NPI: 1962500835
 531 Campus View St
 Garden City, KS 67846
 (620) 275-9434 ☎,P,EB,R

Powers, Donna L, MSN, (F)
Compass Behavioral Health
Provider ID 2550653002
 NPI: 1962500835
 1111 E Spruce St
 Garden City, KS 67846
 (620) 275-0625 ☎,P,EB,R

Southern, Michael J, MS, (M)
Compass Behavioral Health
Provider ID 2977274001
 NPI: 1265622864
 1111 E Spruce St
 Garden City, KS 67846
 (620) 276-7689 ☎,P,EB,R

Southern, Michael J, MS, (M)
Compass Behavioral Health
Provider ID 2977274001
 NPI: 1265622864

531 Campus View St
 Garden City, KS 67846
 (620) 275-0625 ☎,P,EB,R

Southern, Michael J, MSN, (M)
Southern Michael J
Provider ID 2977274003
 NPI: 1265622864
 302 Fleming St Ste 4
 Garden City, KS 67846
 (620) 805-6939 ☎,P,EB,R

Werth, Irene E, MS, (F)
St Francis Community And Family
Service
Provider ID 2373926002
 NPI: 1770558538
 1515 E Kansas Ave
 Garden City, KS 67846
 (620) 276-4485 ☎,P,EB,R

Alcohol & Drug Counselor

Ackerson, Kelly E, MA, (F), B
St Francis Community And Family
Service
Provider ID 3558536002
 NPI: 1013189703
 1515 E Kansas Ave
 Garden City, KS 67846
 (620) 276-4485 ☎,P,EB,R

Anderson, Vanessa, MA, (F), B
City On A Hill
Provider ID 3545301001
 116 1/2 E Chestnut St Ste 2
 Garden City, KS 67846
 (620) 276-0840 ☎,P,EB,R

Fischer, Guillermina R, MA, (F), B
City On A Hill
Provider ID 3545298001
 116 1/2 E Chestnut St Ste 2
 Garden City, KS 67846
 (620) 276-0840 ☎,P,EB,R

Lund, Christopher A, MA, (M), B
City On A Hill
Provider ID 3545296001
 116 1/2 E Chestnut St Ste 2
 Garden City, KS 67846
 (620) 276-0840 ☎,P,EB,R

Lund, Tammy L, MA, (F), B
City On A Hill
Provider ID 3545300001
 116 1/2 E Chestnut St Ste 2
 Garden City, KS 67846
 (620) 276-0840 ☎,P,EB,R

Marriage & Family Therapy

Augustus, Teri, MA, (F)
St Francis Community And Family
Service
Provider ID 3570694002
 NPI: 1891903829
 1515 E Kansas Ave
 Garden City, KS 67846
 (620) 276-4485 ☎,P,EB,R

Avers, Barry, MA, (M)
St Francis Community And Family
Service
Provider ID 5342551001
 NPI: 1215329222
 1515 E Kansas Ave
 Garden City, KS 67846
 (620) 276-4485 ☎,P,EB,R

Baird, Laura L, MA, (F)
St Francis Community And Family
Service
Provider ID 6199407001
 NPI: 1720435761
 1515 E Kansas Ave
 Garden City, KS 67846
 (620) 276-4485 ☎,P,EB,R

Brewer, Michael, MA, (M)
Emberhope
Provider ID 3570230001
 NPI: 1659589505
 224 E Fulton Ter
 Garden City, KS 67846
 (620) 271-7458 ☎,P,EB,R

Cornwell, Pamela A, MA, (F)
St Francis Community And Family
Service
Provider ID 3590565001
 NPI: 1215064753
 1515 E Kansas Ave
 Garden City, KS 67846
 (620) 276-4485 ☎,P,EB,R

Fleeker, John, MA, (M)
Emberhope
Provider ID 5934057001
 NPI: 1386835395
 224 E Fulton Ter
 Garden City, KS 67846
 (620) 271-7458 ☎,P,EB,R

Geide, Jessica, MA, (F)
St Francis Community And Family
Service
Provider ID 5701755001
 NPI: 1922476464
 1515 E Kansas Ave
 Garden City, KS 67846
 (620) 276-4485 ☎,P,EB,R

Gonzales, Lori, MA, (F)
Emberhope
Provider ID 3572966001
 NPI: 1467661066
 224 E Fulton Ter
 Garden City, KS 67846
 (620) 271-7458 ☎,P,EB,R

Hastings, C, B, MA, (M)
St Francis Community And Family
Service
Provider ID 3576890002
 NPI: 1184824575
 1515 E Kansas Ave
 Garden City, KS 67846
 (620) 276-4485 ☎,P,EB,R

Herrera, Marcus, MA, (M)
St Francis Community And Family
Service
Provider ID 6203216001
 NPI: 1629523386
 1515 E Kansas Ave
 Garden City, KS 67846
 (620) 276-4485 ☎,P,EB,R

Hoffman, Emily N, MS, (F)
St Francis Community And Family
Service
Provider ID 3590610001
 NPI: 1386996536
 1515 E Kansas Ave
 Garden City, KS 67846
 (620) 276-4485 ☎,P,EB,R

Kelliher, Sandra, MA, (F)
St Francis Community And Family
Service
Provider ID 3585496002
 NPI: 1811180896
 1515 E Kansas Ave
 Garden City, KS 67846
 (620) 276-4485 ☎,P,EB,R

Kroeker, Jennifer, MA, (F)
St Francis Community And Family
Service
Provider ID 5760713001
 NPI: 1386015048
 1515 E Kansas Ave
 Garden City, KS 67846
 (620) 276-4485 ☎,P,EB,R

Unless noted, all providers have regular office hours (M-F, 8 am- 5pm) and accept new patients. All providers are proficient in English unless otherwise noted.

Behavioral Health Providers

Kansas - Finney

Ladd, Julie, LPC, (F)
St Francis Community And Family Service
Provider ID 3524487001
NPI: 1730446691
1110 J C St
Garden City, KS 67846
(620) 276-4482 ♿,P,EB,R

Ladd, Julie, LPC, (F)
St Francis Community And Family Service
Provider ID 3524487001
NPI: 1730446691
1515 E Kansas Ave
Garden City, KS 67846
(620) 276-4485 ♿,P,EB,R

Laudick, Sharon, MA, (F)
St Francis Community And Family Service
Provider ID 5537557001
NPI: 1477944619
1515 E Kansas Ave
Garden City, KS 67846
(620) 276-4485 ♿,P,EB,R

Mearthur, Victoria L, MA, (F)
St Francis Community And Family Service
Provider ID 3591105001
NPI: 1316175003
1515 E Kansas Ave
Garden City, KS 67846
(620) 276-4485 ♿,P,EB,R

Miller, Linda, MA, (F)
St Francis Community And Family Service
Provider ID 3589373002
NPI: 1609085224
1515 E Kansas Ave
Garden City, KS 67846
(620) 276-4485 ♿,P,EB,R

Southern, Lisa M M, MA, (F)
Compass Behavioral Health
Provider ID 2401468001
NPI: 1184676702
531 Campus View St
Garden City, KS 67846
(620) 275-9434 ♿,P,EB,R

Southern, Lisa M, MA, (F)
Compass Behavioral Health
Provider ID 2401468001
NPI: 1184676702
1111 E Spruce St
Garden City, KS 67846
(316) 275-0625 ♿,P,EB,R

Suchan, Diannah M, MS, (F)
St Francis Community And Family Service
Provider ID 2841619001
NPI: 1932194073
1515 E Kansas Ave
Garden City, KS 67846
(620) 276-4485 ♿,P,EB,R

Tonn, Teresa J, MA, (F)
St Francis Community And Family Service
Provider ID 3558504002
NPI: 1770799256
1515 E Kansas Ave
Garden City, KS 67846
(620) 276-4485 ♿,P,EB,R

Professional Counselor

Abercrombie, Lacy D D, MA, (F)
St Francis Community And Family Service
Provider ID 5342634001
NPI: 1437541927
1515 E Kansas Ave
Garden City, KS 67846
(620) 276-4485 ♿,P,EB,R

Achtenberg, Abby, MA, (F)
Compass Behavioral Health
Provider ID 5560541001
NPI: 1265840193
1111 E Spruce St
Garden City, KS 67846
(620) 276-7689 ♿,P,EB,R

Achtenberg, Abby, MA, (F)
Compass Behavioral Health
Provider ID 5560541001
NPI: 1265840193
531 Campus View St
Garden City, KS 67846
(620) 275-9434 ♿,P,EB,R

Ackerson, Kelly E, MA, (F)
St Francis Community And Family Service
Provider ID 3558536002
NPI: 1013189703
1515 E Kansas Ave
Garden City, KS 67846
(620) 276-4485 ♿,P,EB,R

Augustus, Teri, MA, (F)
St Francis Community And Family Service
Provider ID 3570694002
NPI: 1891903829
1515 E Kansas Ave
Garden City, KS 67846
(620) 276-4485 ♿,P,EB,R

Baden, Alisa L, MA, (F)
St Francis Community And Family Service
Provider ID 3585036002
NPI: 1316297724
1515 E Kansas Ave
Garden City, KS 67846
(620) 276-4485 ♿,P,EB,R

Bell, Charmetrea L, MA, (F)
Emberhope
Provider ID 3558307005
NPI: 1669773230
224 E Fulton Ter
Garden City, KS 67846
(620) 271-7458 ♿,P,EB,R

Boss, Autumn E, MA, (F)
St Francis Community And Family Service
Provider ID 6208706001
NPI: 1346699410
1515 E Kansas Ave
Garden City, KS 67846
(620) 276-4485 ♿,P,EB,R

Bremyer, Seth J, MS, (M)
Emberhope
Provider ID 2808977001
NPI: 1144311523
224 E Fulton Ter
Garden City, KS 67846
(620) 271-7458 ♿,P,EB,R

Brungardt, Sara N, MA, (F)
St Francis Community And Family Service
Provider ID 3590498001
NPI: 1407120041
1515 E Kansas Ave
Garden City, KS 67846
(620) 276-4485 ♿,P,EB,R

Burden, Jeremy A, MA, (M)
St Francis Community And Family Service
Provider ID 3589827002
NPI: 1467736009
1515 E Kansas Ave
Garden City, KS 67846
(620) 276-4485 ♿,P,EB,R

Callstrom, Ashley, MA, (F)
St Francis Community And Family Service
Provider ID 5701686001
NPI: 1174994727
1515 E Kansas Ave
Garden City, KS 67846
(620) 276-4485 ♿,P,EB,R

Carter, Troy, MA, (M)
Compass Behavioral Health
Provider ID 6386006002
NPI: 1225575376
1111 E Spruce St
Garden City, KS 67846
(620) 276-7689 ♿,P,EB,R

Carter, Troy, MA, (M)
Compass Behavioral Health
Provider ID 6386006002
NPI: 1225575376
531 Campus View St
Garden City, KS 67846
(620) 275-9434 ♿,P,EB,R

Clavel Cardoza, Meridith J, MA, (F)
St Francis Community And Family Service
Provider ID 3558539002
NPI: 1366637118
1110 J C St
Garden City, KS 67846
(620) 276-4482 ♿,P,EB,R

Cleveland, Heidi, MA, (F)
St Francis Community And Family Service
Provider ID 5537424001
NPI: 1982095147
1515 E Kansas Ave
Garden City, KS 67846
(620) 276-4485 ♿,P,EB,R

Dunkerley, Stacy N, MA, (F)
St Francis Community And Family Service
Provider ID 3590572001
NPI: 1508110545
1515 E Kansas Ave
Garden City, KS 67846
(620) 276-4485 ♿,P,EB,R

Fischer, Guillermina R, MA, (F)
City On A Hill
Provider ID 3545298001
NPI: 1161/2 E Chestnut St Ste 2
Garden City, KS 67846
(620) 276-0840 ♿,P,EB,R

Fowlkes, Kristen, MA, (F)
St Francis Community And Family Service
Provider ID 3576277002
NPI: 1245599323
1515 E Kansas Ave
Garden City, KS 67846
(620) 276-4485 ♿,P,EB,R

Franklin, Stephanie, MA, (F)
Emberhope
Provider ID 3576284001
NPI: 1255548764
224 E Fulton Ter
Garden City, KS 67846
(620) 271-7458 ♿,P,EB,R

Fullagar, James R, MA, (M)
St Francis Community And Family Service
Provider ID 3590601001
NPI: 1669760062
1110 J C St
Garden City, KS 67846
(620) 276-4482 ♿,P,EB,R

Haldeman Smith, Sarah A A, MA, (F)
St Francis Community And Family Service
Provider ID 4856791001
NPI: 1962601013
1515 E Kansas Ave
Garden City, KS 67846
(620) 276-4485 ♿,P,EB,R

Hawley, Samantha, MA, (F)
St Francis Community And Family Service
Provider ID 6134821001
NPI: 1487004735
1515 E Kansas Ave
Garden City, KS 67846
(620) 276-4485 ♿,P,EB,R

Hemberger, Chelsea M, MA, (F)
St Francis Community And Family Service
Provider ID 3646780002
NPI: 1184966459
1515 E Kansas Ave
Garden City, KS 67846
(620) 276-4485 ♿,P,EB,R

Herrera, Marcus, MA, (M)
St Francis Community And Family Service
Provider ID 6203216001
NPI: 1629523386
1515 E Kansas Ave
Garden City, KS 67846
(620) 276-4485 ♿,P,EB,R

Herring, Lee, MA, (F)
Emberhope
Provider ID 3375936002
NPI: 1942243407
224 E Fulton Ter
Garden City, KS 67846
(620) 271-7458 ♿,P,EB,R

Hickel, Gregory, MA, (M)
Emberhope
Provider ID 3577385001
NPI: 1578765145
224 E Fulton Ter
Garden City, KS 67846
(620) 271-7458 ♿,P,EB,R

Hickey, Michelle J, MA, (F)
Compass Behavioral Health
Provider ID 5159703002
NPI: 1437568391
1111 E Spruce St
Garden City, KS 67846
(620) 276-7689 ♿,P,EB,R

Hickey, Michelle J, MA, (F)
Compass Behavioral Health
Provider ID 5159703002
NPI: 1437568391
531 Campus View St
Garden City, KS 67846
(620) 275-9434 ♿,P,EB,R

Hoffman, Emily N, MS, (F)
St Francis Community And Family Service
Provider ID 3590610001
NPI: 1386996536
1515 E Kansas Ave
Garden City, KS 67846
(620) 276-4485 ♿,P,EB,R

Holden, Andrea, MA, (F)
St Francis Community And Family Service
Provider ID 5320777002
NPI: 1457741233
1515 E Kansas Ave
Garden City, KS 67846
(620) 276-4485 ♿,P,EB,R

Holmes, Debbie L, MA, (F)
St Francis Community And Family Service
Provider ID 3599908001
NPI: 1184740995
1515 E Kansas Ave
Garden City, KS 67846
(620) 276-4485 ♿,P,EB,R

Houshova, Alena, MA, (F)
St Francis Community And Family Service
Provider ID 6173669001
NPI: 1508236191
1515 E Kansas Ave
Garden City, KS 67846
(620) 276-4485 ♿,P,EB,R

Hundertmark, Denise M, MA, (F)
St Francis Community And Family Service
Provider ID 3590611001
NPI: 1790050904
1515 E Kansas Ave
Garden City, KS 67846
(620) 276-4485 ♿,P,EB,R

Jenkins, Modena, MA
Emberhope
Provider ID 5699539001
NPI: 1023489275
224 E Fulton Ter
Garden City, KS 67846
(620) 271-7458 ♿,P,EB,R

Johnson, Marcy L, MA, (F)
Emberhope
Provider ID 2589419002
NPI: 1134294408
224 E Fulton Ter
Garden City, KS 67846
(620) 271-7458 ♿,P,EB,R

Kelliher, Sandra, MA, (F)
St Francis Community And Family Service
Provider ID 3585496002
NPI: 1811180896
1515 E Kansas Ave
Garden City, KS 67846
(620) 276-4485 ♿,P,EB,R

Kemper, Ruth E, MA, (F)
St Francis Community And Family Service
Provider ID 3558542002
NPI: 1942495171
1515 E Kansas Ave
Garden City, KS 67846
(620) 276-4485 ♿,P,EB,R

Lane, Kelly, MA
St Francis Community And Family Service
Provider ID 6106388001
NPI: 1124474119
1515 E Kansas Ave
Garden City, KS 67846
(620) 276-4485 ♿,P,EB,R

Lang, David J, MA, (M)
St Francis Community And Family Service
Provider ID 3584045002
NPI: 1952500282
1515 E Kansas Ave
Garden City, KS 67846
(620) 276-4485 ♿,P,EB,R

Lang, Kerstin J, MA, (F)
St Francis Community And Family Service
Provider ID 3584048002
NPI: 1306045638
1515 E Kansas Ave
Garden City, KS 67846
(620) 276-4485 ♿,P,EB,R

♿ = Wheelchair Accessible 🚻 = Provider is within one (1) mile of public transportation B = Board Certified
P = Parking EB = Exterior Building IB = Interior Building R = Restroom E = Exam Room
T = Exam Table/Scale/Chairs G = Gurneys & Stretchers PL = Portable Lifts RE = Radiologic Equipment
S = Signage & Documents

Lemuz, Jesse J, MA, (M)
St Francis Community And Family Service
Provider ID 3591077001
NPI: 1740569086
1515 E Kansas Ave
Garden City, KS 67846
(620) 276-4485 ☎P,EB,R

Lubbers, Stacie, MA, (F)
St Francis Community And Family Service
Provider ID 5901158001
NPI: 1114385192
1515 E Kansas Ave
Garden City, KS 67846
(620) 276-4485 ☎P,EB,R

Lyon, Shawna D, MA, (F)
St Francis Community And Family Service
Provider ID 3591092001
NPI: 1316236839
1515 E Kansas Ave
Garden City, KS 67846
(620) 276-4485 ☎P,EB,R

Martinez, Melissa L, MA, (F)
Compass Behavioral Health
Provider ID 3679227001
NPI: 1508208364
1111 E Spruce St
Garden City, KS 67846
(620) 276-7689 ☎P,EB,R

Martinez, Melissa L, MA, (F)
Compass Behavioral Health
Provider ID 3679227001
NPI: 1508208364
531 Campus View St
Garden City, KS 67846
(620) 275-9434 ☎P,EB,R

Mcclain, Kathleen, MA, (F)
St Francis Community And Family Service
Provider ID 3599951001
NPI: 1164768578
1515 E Kansas Ave
Garden City, KS 67846
(620) 276-4485 ☎P,EB,R

Mccullough, Marci D, MA, (F)
St Francis Community And Family Service
Provider ID 3591229001
NPI: 1386843266
1515 E Kansas Ave
Garden City, KS 67846
(620) 276-4485 ☎P,EB,R

Meier, Shauna, MA, (F)
Emberhope
Provider ID 3577678001
NPI: 1952650905
224 E Fulton Ter
Garden City, KS 67846
(620) 271-7458 ☎P,EB,R

Meza Hinojosa, Martha A, LPC, (F)
Um Western Kansas Mexican American (FQHC)
Provider ID 6161914001
NPI: 1588088249
712 Saint John St
Garden City, KS 67846
(620) 275-1766 ☎P,EB,R

Middleton, Pamela, MA, (F)
St Francis Community And Family Service
Provider ID 6199441001
NPI: 1457702912
1515 E Kansas Ave
Garden City, KS 67846
(620) 276-4485 ☎P,EB,R

Miller, Meghan D D, MA, (F)
St Francis Community And Family Service
Provider ID 5524257001
NPI: 1437531639
1515 E Kansas Ave
Garden City, KS 67846
(620) 276-4485 ☎P,EB,R

Miller, Melissa R, MA, (F)
Compass Behavioral Health
Provider ID 5867764001
NPI: 1861885659
1111 E Spruce St
Garden City, KS 67846
(620) 276-7689 ☎P,EB,R

Miller, Melissa R, MA, (F)
Compass Behavioral Health
Provider ID 5867764001
NPI: 1861885659
531 Campus View St
Garden City, KS 67846
(620) 275-9434 ☎P,EB,R

Montague, Susan, MA, (F)
St Francis Community And Family Service
Provider ID 3558611002
NPI: 1548460439
1515 E Kansas Ave
Garden City, KS 67846
(620) 276-4485 ☎P,EB,R

Murillo, Tammy D D, MA, (F)
St Francis Community And Family Service
Provider ID 5324440001
NPI: 1477943702
1515 E Kansas Ave
Garden City, KS 67846
(620) 276-4485 ☎P,EB,R

Naillieux, Kristina, MA, (F)
St Francis Community And Family Service
Provider ID 5870783001
NPI: 1346613817
1515 E Kansas Ave
Garden City, KS 67846
(620) 276-4485 ☎P,EB,R

Pace, James S, MA, (M)
St Francis Community And Family Service
Provider ID 3572874002
NPI: 1437344231
1515 E Kansas Ave
Garden City, KS 67846
(620) 276-4485 ☎P,EB,R

Parker, Melissa R, MA, (F)
Compass Behavioral Health
Provider ID 3071073001
NPI: 1942460589
1111 E Spruce St
Garden City, KS 67846
(620) 276-7689 ☎P,EB,R

Parker, Melissa R, MA, (F)
Compass Behavioral Health
Provider ID 3071073001
NPI: 1942460589
531 Campus View St
Garden City, KS 67846
(620) 275-9434 ☎P,EB,R

Parks, Janice, MA, (F)
Emberhope
Provider ID 3577833001
NPI: 1902155765
224 E Fulton Ter
Garden City, KS 67846
(620) 271-7458 ☎P,EB,R

Ramirez, Jasmine, MA, (F)
Compass Behavioral Health
Provider ID 6406740001
NPI: 1932649027

1111 E Spruce St
Garden City, KS 67846
(620) 276-7689 ☎P,EB,R

Ramirez, Jasmine, MA, (F)
Compass Behavioral Health
Provider ID 6406740001
NPI: 1932649027
531 Campus View St
Garden City, KS 67846
(620) 275-9434 ☎P,EB,R

Rathbun, Cheryl A, MA, (F)
St Francis Community And Family Service
Provider ID 3584062002
NPI: 1629281431
1515 E Kansas Ave
Garden City, KS 67846
(620) 276-4485 ☎P,EB,R

Rico, Mary F, MA, (F)
St Francis Community And Family Service
Provider ID 3588311001
NPI: 1033463757
1515 E Kansas Ave
Garden City, KS 67846
(620) 276-4485 ☎P,EB,R

Rodenbeck, Krysten M, MA, (F)
St Francis Community And Family Service
Provider ID 3591274001
NPI: 1881840387
1515 E Kansas Ave
Garden City, KS 67846
(620) 276-4485 ☎P,EB,R

Rodriguez Infante, Fernando, MA, (M)
Compass Behavioral Health
Provider ID 3398419001
NPI: 1962706622
1111 E Spruce St
Garden City, KS 67846
(620) 276-7689 ☎P,EB,R

Rodriguez Infante, Fernando, MA, (M)
Compass Behavioral Health
Provider ID 3398419001
NPI: 1962706622
531 Campus View St
Garden City, KS 67846
(620) 275-9434 ☎P,EB,R

Sandlin, Kelly, MA, (F)
St Francis Community And Family Service
Provider ID 5176136001
NPI: 1831592716
1515 E Kansas Ave
Garden City, KS 67846
(620) 276-4485 ☎P,EB,R

Selzer, Elyse A, MA, (F)
Compass Behavioral Health
Provider ID 3577875002
NPI: 1407183916
1111 E Spruce St
Garden City, KS 67846
(620) 276-7689 ☎P,EB,R

Selzer, Elyse A, MA, (F)
Compass Behavioral Health
Provider ID 3577875002
NPI: 1407183916
531 Campus View St
Garden City, KS 67846
(620) 275-9434 ☎P,EB,R

Shirkey, Michael L, MA, (M)
St Francis Community And Family Service
Provider ID 3591788001
NPI: 1568748903
1515 E Kansas Ave
Garden City, KS 67846
(620) 276-4485 ☎P,EB,R

Simpson, Tracy A, MA
Compass Behavioral Health
Provider ID 6406750001
NPI: 1447386503
1111 E Spruce St
Garden City, KS 67846
(620) 276-7689 ☎P,EB,R

Simpson, Tracy A, MA
Compass Behavioral Health
Provider ID 6406750001
NPI: 1447386503
531 Campus View St
Garden City, KS 67846
(620) 275-9434 ☎P,EB,R

Smith, Brent E, MA, (M)
Compass Behavioral Health
Provider ID 3711203002
NPI: 1689004244
1111 E Spruce St
Garden City, KS 67846
(620) 276-7689 ☎P,EB,R

Smith, Brent E, MA, (M)
Compass Behavioral Health
Provider ID 3711203002
NPI: 1689004244
531 Campus View St
Garden City, KS 67846
(620) 275-9434 ☎P,EB,R

Swain, Sarah L, MA, (F)
St Francis Community And Family Service
Provider ID 2949757001
NPI: 1255596110
1515 E Kansas Ave
Garden City, KS 67846
(620) 276-4485 ☎P,EB,R

Telles, Yeni, MA
St Francis Community And Family Service
Provider ID 6025646001
NPI: 1710350525
1515 E Kansas Ave
Garden City, KS 67846
(620) 276-4485 ☎P,EB,R

Trendel, Lanie R, MA, (F)
St Francis Community And Family Service
Provider ID 3591817001
NPI: 1942513304
1515 E Kansas Ave
Garden City, KS 67846
(620) 276-4485 ☎P,EB,R

Ultinger, Amy L, MS, (F)
St Francis Community And Family Service
Provider ID 3558097003
NPI: 1992038897
1515 E Kansas Ave
Garden City, KS 67846
(620) 276-4485 ☎P,EB,R

Voth, Jennifer, MA, (F)
St Francis Community And Family Service
Provider ID 3558532002
NPI: 1063455525
1110 J C St
Garden City, KS 67846
(620) 276-4482 ☎P,EB,R

Weber, Lori, MA, (F)
St Francis Community And Family Service
Provider ID 3558141002
NPI: 1043556830
1515 E Kansas Ave
Garden City, KS 67846
(620) 276-4485 ☎P,EB,R

Williams, Julie K, MA, (F)
St Francis Community And Family Service
Provider ID 3591833001
NPI: 1285931915
1515 E Kansas Ave
Garden City, KS 67846
(620) 276-4485 ☎P,EB,R

Winslow, Brooke A, MSW, (F)
St Francis Community And Family Service
Provider ID 3652268001
NPI: 1760685879
1515 E Kansas Ave
Garden City, KS 67846
(620) 276-4485 ☎P,EB,R

Woelk, Angela L, MA, (F)
Compass Behavioral Health
Provider ID 6406733001
NPI: 1417493248
1111 E Spruce St
Garden City, KS 67846
(620) 276-7689 ☎P,EB,R

Woelk, Angela L, MA, (F)
Compass Behavioral Health
Provider ID 6406733001
NPI: 1417493248
531 Campus View St
Garden City, KS 67846
(620) 275-9434 ☎P,EB,R

Zacapa-Reyes, Elsa, MA, (F)
Compass Behavioral Health
Provider ID 6203322001
NPI: 1346614872
1111 E Spruce St
Garden City, KS 67846
(620) 276-7689 ☎P,EB,R

Zacapa-Reyes, Elsa, MA, (F)
Compass Behavioral Health
Provider ID 6203322001
NPI: 1346614872
531 Campus View St
Garden City, KS 67846
(620) 275-9434 ☎P,EB,R

Psychiatric Nurse

Powers, Donna L, MS, (F), B
Compass Behavioral Health
Provider ID 2550653002
NPI: 1962500835
531 Campus View St
Garden City, KS 67846
(620) 275-9434 ☎P,EB,R

Powers, Donna L, MSN, (F), B
Compass Behavioral Health
Provider ID 2550653002
NPI: 1962500835
1111 E Spruce St
Garden City, KS 67846
(620) 275-0625 ☎P,EB,R

Southern, Michael J, MS, (M), B
Compass Behavioral Health
Provider ID 2977274001
NPI: 1265622864
1111 E Spruce St
Garden City, KS 67846
(620) 276-7689 ☎P,EB,R

Southern, Michael J, MS, (M), B
Compass Behavioral Health
Provider ID 2977274001
NPI: 1265622864
531 Campus View St
Garden City, KS 67846
(620) 275-0625 ☎P,EB,R

Southern, Michael J, MSN, (M), B
Southern Michael J
Provider ID 2977274003
NPI: 1265622864

Unless noted, all providers have regular office hours (M-F, 8 am- 5pm) and accept new patients. All providers are proficient in English unless otherwise noted.

Behavioral Health Providers

302 Fleming St Ste 4
Garden City, KS 67846
(620) 805-6939 ♿,P,EB,R

Werth, Irene E, MS, (F), B
St Francis Community And Family Service
Provider ID 2373926002
NPI: 1770558538
1515 E Kansas Ave
Garden City, KS 67846
(620) 276-4485 ♿,P,EB,R

Psychiatry

Gautier, Fernand, MD, B
Compass Behavioral Health
Provider ID 3009777002
NPI: 1346306065
1111 E Spruce St
Garden City, KS 67846
(620) 276-7689 ♿,P,EB,R

Gautier, Fernand, MD, B
Compass Behavioral Health
Provider ID 3009777002
NPI: 1346306065
531 Campus View St
Garden City, KS 67846
(620) 275-9434 ♿,P,EB,R

Winkleman, Barbara, DO, (F), B
Compass Behavioral Health
Provider ID 2841167002
NPI: 1518087337
1111 E Spruce St
Garden City, KS 67846
(620) 276-7689 ♿,P,EB,R

Winkleman, Barbara, DO, (F), B
Compass Behavioral Health
Provider ID 2841167002
NPI: 1518087337
531 Campus View St
Garden City, KS 67846
(620) 275-9434 ♿,P,EB,R

Psychology

Cunningham, Norma J J, MA, (F), B
City On A Hill
Provider ID 1399225001
NPI: 1861585879
116 1/2 E Chestnut St Ste 2
Garden City, KS 67846
(620) 276-0840 ♿,P,EB,R

Herring, Lee, MA, (F), B
Emberhope
Provider ID 3375936002
NPI: 1942243407
224 E Fulton Ter
Garden City, KS 67846
(620) 271-7458 ♿,P,EB,R

Hickel, Gregory, MA, (M), B
Emberhope
Provider ID 3577385001
NPI: 1578765145
224 E Fulton Ter
Garden City, KS 67846
(620) 271-7458 ♿,P,EB,R

Johnson, Marcy L, MA, (F), B
Emberhope
Provider ID 2589419002
NPI: 1134294408
224 E Fulton Ter
Garden City, KS 67846
(620) 271-7458 ♿,P,EB,R

Meier, Shauna, MA, (F), B
Emberhope
Provider ID 3577678001
NPI: 1952650905
224 E Fulton Ter
Garden City, KS 67846
(620) 271-7458 ♿,P,EB,R

Parks, Janice, MA, (F), B
Emberhope
Provider ID 3577833001
NPI: 1902155765
224 E Fulton Ter
Garden City, KS 67846
(620) 271-7458 ♿,P,EB,R

Social Worker

Leichliter, Laci, MSW, (F), B
St Francis Community And Family Service
Provider ID 5316763002
NPI: 1427453141
1515 E Kansas Ave
Garden City, KS 67846
(620) 276-4485 ♿,P,EB,R

Lynn, Angie, MS, (F), B
Emberhope
Provider ID 2638460001
NPI: 1851319263
224 E Fulton Ter
Garden City, KS 67846
(620) 271-7458 ♿,P,EB,R

Social Worker - Licensed

Andrasek, Stephanie, MA, (F)
St Francis Community And Family Service
Provider ID 6219880001
NPI: 1720438153
1515 E Kansas Ave
Garden City, KS 67846
(620) 276-4485 ♿,P,EB,R

Barber, Robert L, MSW, (M)
St Francis Community And Family Service
Provider ID 3535403002
NPI: 1356550958
1515 E Kansas Ave
Garden City, KS 67846
(620) 276-4485 ♿,P,EB,R

Benton, Beverly A, MS, (F)
Sunshine Connection
Provider ID 3558444003
NPI: 1306059373
119 N Main St
Cimarron, KS 67835
(620) 855-0241 ♿,P,EB,R

Boss, Autumn E, MA, (F)
St Francis Community And Family Service
Provider ID 6208706001
NPI: 1346699410
1515 E Kansas Ave
Garden City, KS 67846
(620) 276-4485 ♿,P,EB,R

Boutz, Alice, MA, (F)
St Francis Community And Family Service
Provider ID 6103720001
NPI: 1518312834
1515 E Kansas Ave
Garden City, KS 67846
(620) 276-4485 ♿,P,EB,R

Brungardt, Sara N, MA, (F)
St Francis Community And Family Service
Provider ID 3590498001
NPI: 1407120041
1515 E Kansas Ave
Garden City, KS 67846
(620) 276-4485 ♿,P,EB,R

Couture, Carrie D, CSW, (F)
Emberhope
Provider ID 3295442001
NPI: 1780892604

224 E Fulton Ter
Garden City, KS 67846
(620) 271-7458 ♿,P,EB,R

Fullagar, James R, MA, (M)
St Francis Community And Family Service
Provider ID 3590601001
NPI: 1669760062
1110 J C St
Garden City, KS 67846
(620) 276-4482 ♿,P,EB,R

Holden, Andrea, MA, (F)
St Francis Community And Family Service
Provider ID 5320777002
NPI: 1457741233
1515 E Kansas Ave
Garden City, KS 67846
(620) 276-4485 ♿,P,EB,R

Jackson, Nancy, MA, (F)
St Francis Community And Family Service
Provider ID 6278723001
NPI: 1336334416
1515 E Kansas Ave
Garden City, KS 67846
(620) 276-4485 ♿,P,EB,R

Meier, Shauna, MA, (F)
Emberhope
Provider ID 3577678001
NPI: 1952650905
224 E Fulton Ter
Garden City, KS 67846
(620) 271-7458 ♿,P,EB,R

Montague, Susan, MA, (F)
St Francis Community And Family Service
Provider ID 3558611002
NPI: 1548460439
1515 E Kansas Ave
Garden City, KS 67846
(620) 276-4485 ♿,P,EB,R

O Hair, Melinda S, MA, (F)
St Francis Community And Family Service
Provider ID 6212678001
NPI: 1659720597
1515 E Kansas Ave
Garden City, KS 67846
(620) 276-4485 ♿,P,EB,R

Rathbun, Cheryl A, MA, (F)
St Francis Community And Family Service
Provider ID 3584062002
NPI: 1629281431
1515 E Kansas Ave
Garden City, KS 67846
(620) 276-4485 ♿,P,EB,R

Rhinehart, Stephanie, MA, (F)
St Francis Community And Family Service
Provider ID 3798816001
NPI: 1235551599
1515 E Kansas Ave
Garden City, KS 67846
(620) 276-4485 ♿,P,EB,R

Schulte, Kristina, MS, (F)
Emberhope
Provider ID 5539668001
NPI: 1164614988
224 E Fulton Ter
Garden City, KS 67846
(620) 271-7458 ♿,P,EB,R

Seemann, Nancy A, MA, (F)
Compass Behavioral Health
Provider ID 3457271002
NPI: 1326260266
1111 E Spruce St
Garden City, KS 67846
(620) 276-7689 ♿,P,EB,R

Seemann, Nancy A, MA, (F)
Compass Behavioral Health
Provider ID 3457271002
NPI: 1326260266
531 Campus View St
Garden City, KS 67846
(620) 275-9434 ♿,P,EB,R

Sly, Theresa L, MS, (F)
St Francis Community And Family Service
Provider ID 3585473002
NPI: 1194062430
1515 E Kansas Ave
Garden City, KS 67846
(620) 276-4485 ♿,P,EB,R

Snell, Gerald, MA, (M)
Emberhope
Provider ID 3574628001
NPI: 1316971682
224 E Fulton Ter
Garden City, KS 67846
(620) 271-7458 ♿,P,EB,R

Sowers, Amanda, MA, (F)
Compass Behavioral Health
Provider ID 5144166001
NPI: 1235542036
1111 E Spruce St
Garden City, KS 67846
(620) 276-7689 ♿,P,EB,R

Sowers, Amanda, MA, (F)
Compass Behavioral Health
Provider ID 5144166001
NPI: 1235542036
531 Campus View St
Garden City, KS 67846
(620) 275-9434 ♿,P,EB,R

Swain, Sarah L, MA, (F)
St Francis Community And Family Service
Provider ID 2949757001
NPI: 1255596110
1515 E Kansas Ave
Garden City, KS 67846
(620) 276-4485 ♿,P,EB,R

Upshaw, Rebecca, MA, (F)
St Francis Community And Family Service
Provider ID 5181213001
NPI: 1952702953
1515 E Kansas Ave
Garden City, KS 67846
(620) 276-4485 ♿,P,EB,R

Waltman, Michelle R, MA, (F)
St Francis Community And Family Service
Provider ID 3558419002
NPI: 1225219082
1515 E Kansas Ave
Garden City, KS 67846
(620) 276-4485 ♿,P,EB,R

Ford

Advanced Practice Registered
Psychiatric Nurse Practitioner

Katada, Marco J, MS, (M)
Compass Behavioral Health
Provider ID 5235184001
NPI: 1003224932
506 Avenue L
Dodge City, KS 67801
(620) 227-8566

Powers, Donna L, MS, (F)
Compass Behavioral Health
Provider ID 2550653002
NPI: 1962500835
3000 N 14th Ave
Dodge City, KS 67801
(620) 227-5040 ♿,P,EB,R

Powers, Donna L, MSN, (F)
Compass Behavioral Health
Provider ID 2550653002
NPI: 1962500835
506 Avenue L
Dodge City, KS 67801
(620) 227-8566

Southern, Michael J, MS, (M)
Compass Behavioral Health
Provider ID 297274001
NPI: 1265622864
3000 N 14th Ave
Dodge City, KS 67801
(620) 227-5040 ♿,P,EB,R

Southern, Michael J, MSN, (M)
Compass Behavioral Health
Provider ID 297274001
NPI: 1265622864
506 Avenue L
Dodge City, KS 67801
(620) 227-8566

Werth, Irene E, MS, (F)
St Francis Community And Family Service
Provider ID 2373926002
NPI: 1770558538
705 1st Ave Ste C
Dodge City, KS 67801
(620) 225-1442 ♿,P,EB,R

Alcohol & Drug Counselor

Ackerson, Kelly E, MA, (F), B
St Francis Community And Family Service
Provider ID 3558536002
NPI: 1013189703
705 1st Ave Ste C
Dodge City, KS 67801
(620) 225-1442 ♿,P,EB,R

Barrand, Larry D, MA, (M), B
New Chance
Provider ID 3558075001
NPI: 1013189703
2500 E Wyatt Earp Blvd
Dodge City, KS 67801
(620) 225-0476 ♿,P,EB,R

Broz, Vicki, CSW, (F), B
Compass Behavioral Health
Provider ID 3318852001
NPI: 1225274202
506 Avenue L
Dodge City, KS 67801
(620) 227-8566

Davis Jordan, Denise A, MA, (F), B
New Chance
Provider ID 3558073001
NPI: 1225219082
2500 E Wyatt Earp Blvd
Dodge City, KS 67801
(620) 225-0476 ♿,P,EB,R

Ebeling, Nila A, MA, (F), B
New Chance
Provider ID 3558076001
NPI: 1225219082
2500 E Wyatt Earp Blvd
Dodge City, KS 67801
(620) 225-0476 ♿,P,EB,R

Garcia, Megan D, MSW, (F), B
Compass Behavioral Health
Provider ID 3499398001
NPI: 1740569342
506 Avenue L
Dodge City, KS 67801
(620) 227-8566

Jones, James R, MA, (M), B
New Chance
Provider ID 3583089001
NPI: 1962500835
2500 E Wyatt Earp Blvd
Dodge City, KS 67801
(620) 225-0476 ♿,P,EB,R
M-F 9:00 AM-5:00 PM

♿ = Wheelchair Accessible 🚶 = Provider is within one (1) mile of public transportation B = Board Certified
P = Parking EB = Exterior Building IB = Interior Building R = Restroom E = Exam Room
T = Exam Table/Scale/Chairs G = Gurneys & Stretchers PL = Portable Lifts RE = Radiologic Equipment
S = Signage & Documents

**Koontz, Anthony, MA, (M), B
New Chance**
Provider ID 3558071001
2500 E Wyatt Earp Blvd
Dodge City, KS 67801
(620) 225-0476 ☎,P,EB,R

Marriage & Family Therapy

**Augustus, Teri, MA, (F)
St Francis Community And Family
Service**
Provider ID 3570694002
NPI: 1891903829
705 1st Ave Ste C
Dodge City, KS 67801
(620) 225-1442 ☎,P,EB,R

**Avers, Barry, MA, (M)
St Francis Community And Family
Service**
Provider ID 5342551001
NPI: 1215329222
705 1st Ave Ste C
Dodge City, KS 67801
(620) 225-1442 ☎,P,EB,R

**Baird, Laura L, MA, (F)
St Francis Community And Family
Service**
Provider ID 6199407001
NPI: 1720435761
705 1st Ave Ste C
Dodge City, KS 67801
(620) 225-1442 ☎,P,EB,R

**Baker, Karen L, MA, (F)
St Francis Community And Family
Service**
Provider ID 3598549001
NPI: 1386974699
705 1st Ave Ste C
Dodge City, KS 67801
(620) 225-1442 ☎,P,EB,R

**Brewer, Michael, MA, (M)
Emberhope**
Provider ID 3570230001
NPI: 1659589505
11200 Lariat Way
Dodge City, KS 67801
(620) 225-0276 ☎,P,EB,R

**Cornwell, Pamela A, MA, (F)
St Francis Community And Family
Service**
Provider ID 3590565001
NPI: 1215064753
705 1st Ave Ste C
Dodge City, KS 67801
(620) 225-1442 ☎,P,EB,R

**Fleeker, John, MA, (M)
Emberhope**
Provider ID 5934057001
NPI: 1386835395
11200 Lariat Way
Dodge City, KS 67801
(620) 225-0276 ☎,P,EB,R

**Geide, Jessica, MA, (F)
St Francis Community And Family
Service**
Provider ID 5701755001
NPI: 1922476464
705 1st Ave Ste C
Dodge City, KS 67801
(620) 225-1442 ☎,P,EB,R

**Gonzales, Lori, MA, (F)
Emberhope**
Provider ID 3572966001
NPI: 1467661066
11200 Lariat Way
Dodge City, KS 67801
(620) 225-0276 ☎,P,EB,R

**Hastings, C B, MA, (M)
St Francis Community And Family
Service**
Provider ID 3576890002
NPI: 1184824575
705 1st Ave Ste C
Dodge City, KS 67801
(620) 225-1442 ☎,P,EB,R

**Herrera, Marcus, MA, (M)
St Francis Community And Family
Service**
Provider ID 6203216001
NPI: 1629523386
705 1st Ave Ste C
Dodge City, KS 67801
(620) 225-1442 ☎,P,EB,R

**Hoffman, Emily N, MS, (F)
St Francis Community And Family
Service**
Provider ID 3590610001
NPI: 1386996536
705 1st Ave Ste C
Dodge City, KS 67801
(620) 225-1442 ☎,P,EB,R

**Kelliher, Sandra, MA, (F)
St Francis Community And Family
Service**
Provider ID 3585496002
NPI: 1811180896
705 1st Ave Ste C
Dodge City, KS 67801
(620) 225-1442 ☎,P,EB,R

**Kroeker, Jennifer, MA, (F)
St Francis Community And Family
Service**
Provider ID 5760713001
NPI: 1386015048
705 1st Ave Ste C
Dodge City, KS 67801
(620) 225-1442 ☎,P,EB,R

**Ladd, Julie, LPC, (F)
St Francis Community And Family
Service**
Provider ID 3524487001
NPI: 1730446691
705 1st Ave Ste C
Dodge City, KS 67801
(620) 225-1442 ☎,P,EB,R

**Laudick, Sharon, MA, (F)
St Francis Community And Family
Service**
Provider ID 5537557001
NPI: 1477944619
705 1st Ave Ste C
Dodge City, KS 67801
(620) 225-1442 ☎,P,EB,R

**Lund, James, MA, (M)
Emberhope**
Provider ID 2785596002
NPI: 1407991607
11200 Lariat Way
Dodge City, KS 67801
(620) 225-0276 ☎,P,EB,R

**Mcarthur, Victoria L, MA, (F)
St Francis Community And Family
Service**
Provider ID 3591105001
NPI: 1316175003
705 1st Ave Ste C
Dodge City, KS 67801
(620) 225-1442 ☎,P,EB,R

**Miller, Linda, MA, (F)
St Francis Community And Family
Service**
Provider ID 3589373002
NPI: 1609085224
705 1st Ave Ste C
Dodge City, KS 67801
(620) 225-1442 ☎,P,EB,R

**Smith, Alan J, MS, (M)
Emberhope**
Provider ID 2653100001
NPI: 1699866475
11200 Lariat Way
Dodge City, KS 67801
(620) 225-0276 ☎,P,EB,R

**Southern, Lisa M M, MA, (F)
Compass Behavioral Health**
Provider ID 2401468001
NPI: 1184676702
3000 N 14th Ave
Dodge City, KS 67801
(620) 227-5040 ☎,P,EB,R

**Southern, Lisa, MA, (F)
Compass Behavioral Health**
Provider ID 2401468001
NPI: 1184676702
506 Avenue L
Dodge City, KS 67801
(620) 227-8566

**Suchan, Diahann M, MS, (F)
St Francis Community And Family
Service**
Provider ID 2841619001
NPI: 1932194073
705 1st Ave Ste C
Dodge City, KS 67801
(620) 225-1442 ☎,P,EB,R

**Tonn, Teresa J, MA, (F)
St Francis Community And Family
Service**
Provider ID 3558504002
NPI: 1770799256
705 1st Ave Ste C
Dodge City, KS 67801
(620) 225-1442 ☎,P,EB,R

Nurse Prac - Mental Health

**Davies, Tracy L, NP
Compass Behavioral Health**
Provider ID 3063227005
NPI: 1033134143
506 Avenue L
Dodge City, KS 67801
(620) 227-8566

Professional Counselor

**Abercrombie, Lacy D D, MA, (F)
St Francis Community And Family
Service**
Provider ID 5342634001
NPI: 1437541927
705 1st Ave Ste C
Dodge City, KS 67801
(620) 225-1442 ☎,P,EB,R

**Achtenberg, Abby, MA, (F)
Compass Behavioral Health**
Provider ID 5560541001
NPI: 1265840193
3000 N 14th Ave
Dodge City, KS 67801
(620) 227-5040 ☎,P,EB,R

**Achtenberg, Abby, MA, (F)
Compass Behavioral Health**
Provider ID 5560541001
NPI: 1265840193
506 Avenue L
Dodge City, KS 67801
(620) 227-8566

**Ackerson, Kelly E, MA, (F)
St Francis Community And Family
Service**
Provider ID 3558536002
NPI: 1013189703
705 1st Ave Ste C
Dodge City, KS 67801
(620) 225-1442 ☎,P,EB,R

**Augustus, Teri, MA, (F)
St Francis Community And Family
Service**
Provider ID 3570694002
NPI: 1891903829
705 1st Ave Ste C
Dodge City, KS 67801
(620) 225-1442 ☎,P,EB,R

**Baden, Alisa L, MA, (F)
St Francis Community And Family
Service**
Provider ID 3585036002
NPI: 1316297724
705 1st Ave Ste C
Dodge City, KS 67801
(620) 225-1442 ☎,P,EB,R

**Barrand, Larry D, MA, (M)
New Chance**
Provider ID 3558075001
2500 E Wyatt Earp Blvd
Dodge City, KS 67801
(620) 225-0476 ☎,P,EB,R

**Boss, Autumn E, MA, (F)
St Francis Community And Family
Service**
Provider ID 6208706001
NPI: 1346699410
705 1st Ave Ste C
Dodge City, KS 67801
(620) 225-1442 ☎,P,EB,R

**Brooks, Mary J, MA, (F)
Emberhope**
Provider ID 6271333002
NPI: 1770935470
11200 Lariat Way
Dodge City, KS 67801
(620) 225-0276 ☎,P,EB,R

**Brown, Alicia, MSW, (F)
Compass Behavioral Health**
Provider ID 3478087001
NPI: 1376809327
506 Avenue L
Dodge City, KS 67801
(620) 227-8566

**Brungardt, Sara N, MA, (F)
St Francis Community And Family
Service**
Provider ID 3590498001
NPI: 1407120041
705 1st Ave Ste C
Dodge City, KS 67801
(620) 225-1442 ☎,P,EB,R

**Burden, Jeremy A, MA, (M)
St Francis Community And Family
Service**
Provider ID 3589827002
NPI: 1467736009
705 1st Ave Ste C
Dodge City, KS 67801
(620) 225-1442 ☎,P,EB,R

**Callstrom, Ashley, MA, (F)
St Francis Community And Family
Service**
Provider ID 5701686001
NPI: 1174994727
705 1st Ave Ste C
Dodge City, KS 67801
(620) 225-1442 ☎,P,EB,R

**Carter, Troy, MA, (M)
Compass Behavioral Health**
Provider ID 6386006002
NPI: 1225575376
3000 N 14th Ave
Dodge City, KS 67801
(620) 227-5040 ☎,P,EB,R

**Carter, Troy, MA, (M)
Compass Behavioral Health**
Provider ID 6386006002
NPI: 1225575376

506 Avenue L
Dodge City, KS 67801
(620) 227-8566

**Clavel Cardoza, Meridith J, MA, (F)
St Francis Community And Family
Service**
Provider ID 3558539002
NPI: 1366637118
705 1st Ave Ste C
Dodge City, KS 67801
(620) 225-1442 ☎,P,EB,R

**Cleveland, Heidi, MA, (F)
St Francis Community And Family
Service**
Provider ID 5537424001
NPI: 1982095147
705 1st Ave Ste C
Dodge City, KS 67801
(620) 225-1442 ☎,P,EB,R

**Dunkerley, Stacy N, MA, (F)
St Francis Community And Family
Service**
Provider ID 3590572001
NPI: 1508110545
705 1st Ave Ste C
Dodge City, KS 67801
(620) 225-1442 ☎,P,EB,R

**Eells, Elizabeth, MS, (F)
Emberhope**
Provider ID 6041769002
NPI: 1750766457
11200 Lariat Way
Dodge City, KS 67801
(620) 225-0276 ☎,P,EB,R

**Foos, Vicky L, MA, (F)
Compass Behavioral Health**
Provider ID 3558498001
NPI: 1396091922
506 Avenue L
Dodge City, KS 67801
(620) 227-8566

**Fowlkes, Kristen, MA, (F)
St Francis Community And Family
Service**
Provider ID 3576277002
NPI: 1245599323
705 1st Ave Ste C
Dodge City, KS 67801
(620) 225-1442 ☎,P,EB,R

**Franklin, Stephanie, MA, (F)
Emberhope**
Provider ID 3576284001
NPI: 1255548764
11200 Lariat Way
Dodge City, KS 67801
(620) 225-0276 ☎,P,EB,R

**Fullagar, James R, MA, (M)
St Francis Community And Family
Service**
Provider ID 3590601001
NPI: 1669760062
705 1st Ave Ste C
Dodge City, KS 67801
(620) 225-1442 ☎,P,EB,R

**Haldeman Smith, Sarah A A, MA,
(F)
St Francis Community And Family
Service**
Provider ID 4856791001
NPI: 1962601013
705 1st Ave Ste C
Dodge City, KS 67801
(620) 225-1442 ☎,P,EB,R

**Hawley, Samantha, MA, (F)
St Francis Community And Family
Service**
Provider ID 6134821001
NPI: 1487004735

Unless noted, all providers have regular office hours (M-F, 8 am- 5pm) and accept new patients. All providers are proficient in English unless otherwise noted.

Behavioral Health Providers

Kansas - Ford

705 1st Ave Ste C
Dodge City, KS 67801
(620) 225-1442 ̣.P,EB,R

Hayes, Leslie, MSW
Compass Behavioral Health
Provider ID 3525880001
NPI: 1558626622
506 Avenue L
Dodge City, KS 67801
(620) 227-8566

Hemberger, Chelsea M, MA, (F)
St Francis Community And Family
Service
Provider ID 3646780002
NPI: 1184966459
705 1st Ave Ste C
Dodge City, KS 67801
(620) 225-1442 ̣.P,EB,R

Herrera, Marcus, MA, (M)
St Francis Community And Family
Service
Provider ID 6203216001
NPI: 1629523386
705 1st Ave Ste C
Dodge City, KS 67801
(620) 225-1442 ̣.P,EB,R

Herring, Lee, MA, (F)
Emberhope
Provider ID 3375936002
NPI: 1942243407
11200 Lariat Way
Dodge City, KS 67801
(620) 225-0276 ̣.P,EB,R

Hickel, Gregory, MA, (M)
Emberhope
Provider ID 3577385001
NPI: 1578765145
11200 Lariat Way
Dodge City, KS 67801
(620) 225-0276 ̣.P,EB,R

Hickey, Michelle J, MA, (F)
Compass Behavioral Health
Provider ID 5159703002
NPI: 1437568391
3000 N 14th Ave
Dodge City, KS 67801
(620) 227-5040 ̣.P,EB,R

Hickey, Michelle J, MA, (F)
Compass Behavioral Health
Provider ID 5159703002
NPI: 1437568391
506 Avenue L
Dodge City, KS 67801
(620) 227-8566

Hoffman, Emily N, MS, (F)
St Francis Community And Family
Service
Provider ID 3590610001
NPI: 1386996536
705 1st Ave Ste C
Dodge City, KS 67801
(620) 225-1442 ̣.P,EB,R

Holden, Andrea, MA, (F)
Emberhope
Provider ID 5320777001
NPI: 1457741233
11200 Lariat Way
Dodge City, KS 67801
(620) 225-0276 ̣.P,EB,R

Holden, Andrea, MA, (F)
St Francis Community And Family
Service
Provider ID 5320777002
NPI: 1457741233
705 1st Ave Ste C
Dodge City, KS 67801
(620) 225-1442 ̣.P,EB,R

Holmes, Debbie L, MA, (F)
St Francis Community And Family
Service
Provider ID 3599908001

NPI: 1184740995
705 1st Ave Ste C
Dodge City, KS 67801
(620) 225-1442 ̣.P,EB,R

Houshova, Alena, MA, (F)
St Francis Community And Family
Service
Provider ID 6173669001
NPI: 1508236191
705 1st Ave Ste C
Dodge City, KS 67801
(620) 225-1442 ̣.P,EB,R

Hundertmark, Denise M, MA, (F)
St Francis Community And Family
Service
Provider ID 3590611001
NPI: 1790050904
705 1st Ave Ste C
Dodge City, KS 67801
(620) 225-1442 ̣.P,EB,R

Jacobs, Cindy R, MS, (F)
Crj Counseling
Provider ID 2973716002
NPI: 1114103223
2006 1st Ave
Dodge City, KS 67801
(620) 371-6548 ̣.P,EB,R

Johnson, Marcy L, MA, (F)
Emberhope
Provider ID 2589419002
NPI: 1134294408
11200 Lariat Way
Dodge City, KS 67801
(620) 225-0276 ̣.P,EB,R

Kelliher, Sandra, MA, (F)
St Francis Community And Family
Service
Provider ID 3585496002
NPI: 1811180896
705 1st Ave Ste C
Dodge City, KS 67801
(620) 225-1442 ̣.P,EB,R

Kemper, Ruth E, MA, (F)
St Francis Community And Family
Service
Provider ID 3558542002
NPI: 1942495171
705 1st Ave Ste C
Dodge City, KS 67801
(620) 225-1442 ̣.P,EB,R

Koontz, Anthony, MA, (M)
New Chance
Provider ID 3558071001
2500 E Wyatt Earp Blvd
Dodge City, KS 67801
(620) 225-0476 ̣.P,EB,R

Lane, Kelly, MA
St Francis Community And Family
Service
Provider ID 6106388001
NPI: 1124474119
705 1st Ave Ste C
Dodge City, KS 67801
(620) 225-1442 ̣.P,EB,R

Lang, David J, MA, (M)
St Francis Community And Family
Service
Provider ID 3584045002
NPI: 1952500282
705 1st Ave Ste C
Dodge City, KS 67801
(620) 225-1442 ̣.P,EB,R

Lang, Kerstin J, MA, (F)
St Francis Community And Family
Service
Provider ID 3584048002
NPI: 1306045638
705 1st Ave Ste C
Dodge City, KS 67801
(620) 225-1442 ̣.P,EB,R

Lemuz, Jesse J, MA, (M)
St Francis Community And Family
Service
Provider ID 3591077001
NPI: 1740569086
705 1st Ave Ste C
Dodge City, KS 67801
(620) 225-1442 ̣.P,EB,R

Lubashevsky, Joseph, MA, (M)
Compass Behavioral Health
Provider ID 3558491001
NPI: 1891046462
506 Avenue L
Dodge City, KS 67801
(620) 227-8566

Lubbers, Stacie, MA, (F)
St Francis Community And Family
Service
Provider ID 5901158001
NPI: 1114385192
705 1st Ave Ste C
Dodge City, KS 67801
(620) 225-1442 ̣.P,EB,R

Lyon, Shawna D, MA, (F)
St Francis Community And Family
Service
Provider ID 3591092001
NPI: 1316236839
705 1st Ave Ste C
Dodge City, KS 67801
(620) 225-1442 ̣.P,EB,R

Martinez, Melissa L, MA, (F)
Compass Behavioral Health
Provider ID 3679227001
NPI: 1508208364
3000 N 14th Ave
Dodge City, KS 67801
(620) 227-5040 ̣.P,EB,R

Martinez, Melissa L, MA, (F)
Compass Behavioral Health
Provider ID 3679227001
NPI: 1508208364
506 Avenue L
Dodge City, KS 67801
(620) 227-8566

Mcclain, Kathleen, MA, (F)
St Francis Community And Family
Service
Provider ID 3599951001
NPI: 1164768578
705 1st Ave Ste C
Dodge City, KS 67801
(620) 225-1442 ̣.P,EB,R

McCullough, Marci D, MA, (F)
St Francis Community And Family
Service
Provider ID 3591229001
NPI: 1386843266
705 1st Ave Ste C
Dodge City, KS 67801
(620) 225-1442 ̣.P,EB,R

Mcgraw, Jera, LPC
Compass Behavioral Health
Provider ID 3051776001
NPI: 1104066166
506 Avenue L
Dodge City, KS 67801
(620) 227-8566

Meier, Shauna, MA, (F)
Emberhope
Provider ID 3577678001
NPI: 1952650905

11200 Lariat Way
Dodge City, KS 67801
(620) 225-0276 ̣.P,EB,R

Mesa, Dawn R, MSW, (F)
Compass Behavioral Health
Provider ID 3172034001
NPI: 1528397528
506 Avenue L
Dodge City, KS 67801
(620) 227-8566

Middleton, Pamela, MA, (F)
St Francis Community And Family
Service
Provider ID 6199441001
NPI: 1457702912
705 1st Ave Ste C
Dodge City, KS 67801
(620) 225-1442 ̣.P,EB,R

Miller, Meghan D D, MA, (F)
St Francis Community And Family
Service
Provider ID 5524257001
NPI: 1437531639
705 1st Ave Ste C
Dodge City, KS 67801
(620) 225-1442 ̣.P,EB,R

Miller, Melissa R, MA, (F)
Compass Behavioral Health
Provider ID 5867764001
NPI: 1861885659
3000 N 14th Ave
Dodge City, KS 67801
(620) 227-5040 ̣.P,EB,R

Miller, Melissa R, MA, (F)
Compass Behavioral Health
Provider ID 5867764001
NPI: 1861885659
506 Avenue L
Dodge City, KS 67801
(620) 227-8566

Montague, Susan, MA, (F)
St Francis Community And Family
Service
Provider ID 3558611002
NPI: 1548460439
705 1st Ave Ste C
Dodge City, KS 67801
(620) 225-1442 ̣.P,EB,R

Murillo, Tammy D D, MA, (F)
St Francis Community And Family
Service
Provider ID 5324440001
NPI: 1477943702
705 1st Ave Ste C
Dodge City, KS 67801
(620) 225-1442 ̣.P,EB,R

Naillieux, Kristina, MA, (F)
St Francis Community And Family
Service
Provider ID 5870783001
NPI: 1346613817
705 1st Ave Ste C
Dodge City, KS 67801
(620) 225-1442 ̣.P,EB,R

Pace, James S, MA, (M)
St Francis Community And Family
Service
Provider ID 3572874002
NPI: 1437344231
705 1st Ave Ste C
Dodge City, KS 67801
(620) 225-1442 ̣.P,EB,R

Parker, Melissa R, MA, (F)
Compass Behavioral Health
Provider ID 3071073001
NPI: 1942460589
3000 N 14th Ave
Dodge City, KS 67801
(620) 227-5040 ̣.P,EB,R

Parker, Melissa R, PSY, (F)
Compass Behavioral Health
Provider ID 3071073001
NPI: 1942460589
506 Avenue L
Dodge City, KS 67801
(620) 227-8566

Parks, Janice, MA, (F)
Emberhope
Provider ID 3577833001
NPI: 1902155765
11200 Lariat Way
Dodge City, KS 67801
(620) 225-0276 ̣.P,EB,R

Ramirez, Jasmine, MA, (F)
Compass Behavioral Health
Provider ID 6406740001
NPI: 1932649027
3000 N 14th Ave
Dodge City, KS 67801
(620) 227-5040 ̣.P,EB,R

Ramirez, Jasmine, MA, (F)
Compass Behavioral Health
Provider ID 6406740001
NPI: 1932649027
506 Avenue L
Dodge City, KS 67801
(620) 227-8566

Rathbun, Cheryl A, MA, (F)
St Francis Community And Family
Service
Provider ID 3584062002
NPI: 1629281431
705 1st Ave Ste C
Dodge City, KS 67801
(620) 225-1442 ̣.P,EB,R

Rico, Mary F, MA, (F)
St Francis Community And Family
Service
Provider ID 3588311001
NPI: 1033463757
705 1st Ave Ste C
Dodge City, KS 67801
(620) 225-1442 ̣.P,EB,R

Rodenbeek, Krysten M, MA, (F)
St Francis Community And Family
Service
Provider ID 3591274001
NPI: 1881840387
705 1st Ave Ste C
Dodge City, KS 67801
(620) 225-1442 ̣.P,EB,R

Rodriguez Infante, Fernando, MA, (M)
Compass Behavioral Health
Provider ID 3398419001
NPI: 1962706622
3000 N 14th Ave
Dodge City, KS 67801
(620) 227-5040 ̣.P,EB,R

Rodriguez Infante, Fernando, MA, (M)
Compass Behavioral Health
Provider ID 3398419001
NPI: 1962706622
506 Avenue L
Dodge City, KS 67801
(620) 227-8566

Sandlin, Kelly, MA, (F)
St Francis Community And Family
Service
Provider ID 5176136001
NPI: 1831592716
705 1st Ave Ste C
Dodge City, KS 67801
(620) 225-1442 ̣.P,EB,R

Selzer, Elyse A, MA, (F)
Compass Behavioral Health
Provider ID 3577875002
NPI: 1407183916

̣ = Wheelchair Accessible ̣ = Provider is within one (1) mile of public transportation B = Board Certified
P = Parking EB = Exterior Building IB = Interior Building R = Restroom E = Exam Room
T = Exam Table/Scale/Chairs G = Gurneys & Stretchers PL = Portable Lifts RE = Radiologic Equipment
S = Signage & Documents

3000 N 14th Ave
Dodge City, KS 67801
(620) 227-5040 🇺🇸,P,EB,R

Selzer, Elyse A, MA, (F)
Compass Behavioral Health
Provider ID 3577875002
NPI: 1407183916
506 Avenue L
Dodge City, KS 67801
(620) 227-8566

Shirkey, Michael L, MA, (M)
St Francis Community And Family Service
Provider ID 3591788001
NPI: 1568748903
705 1st Ave Ste C
Dodge City, KS 67801
(620) 225-1442 🇺🇸,P,EB,R

Simpson, Tracy A, MA
Compass Behavioral Health
Provider ID 6406750001
NPI: 1447386503
3000 N 14th Ave
Dodge City, KS 67801
(620) 227-5040 🇺🇸,P,EB,R

Simpson, Tracy A, MA
Compass Behavioral Health
Provider ID 6406750001
NPI: 1447386503
506 Avenue L
Dodge City, KS 67801
(620) 227-8566

Smith, Brent E, MA, (M)
Compass Behavioral Health
Provider ID 3711203002
NPI: 1689004244
3000 N 14th Ave
Dodge City, KS 67801
(620) 227-5040 🇺🇸,P,EB,R

Smith, Brent E, MA, (M)
Compass Behavioral Health
Provider ID 3711203002
NPI: 1689004244
506 Avenue L
Dodge City, KS 67801
(620) 227-8566

Sutherland, Teresa R, MA, (F)
Compass Behavioral Health
Provider ID 3558497001
NPI: 1942425483
506 Avenue L
Dodge City, KS 67801
(620) 227-8566

Swain, Sarah L, MA, (F)
St Francis Community And Family Service
Provider ID 2949757001
NPI: 1255596110
705 1st Ave Ste C
Dodge City, KS 67801
(620) 225-1442 🇺🇸,P,EB,R

Telles, Yeni, MA
St Francis Community And Family Service
Provider ID 6025646001
NPI: 1710350525
705 1st Ave Ste C
Dodge City, KS 67801
(620) 225-1442 🇺🇸,P,EB,R

Trendel, Lanie R, MA, (F)
St Francis Community And Family Service
Provider ID 3591817001
NPI: 1942513304
705 1st Ave Ste C
Dodge City, KS 67801
(620) 225-1442 🇺🇸,P,EB,R

Ultinger, Amy L, MS, (F)
St Francis Community And Family Service
Provider ID 3558097003
NPI: 1992038897
705 1st Ave Ste C
Dodge City, KS 67801
(620) 225-1442 🇺🇸,P,EB,R

Voth, Jennifer, MA, (F)
St Francis Community And Family Service
Provider ID 3558532002
NPI: 1063455525
705 1st Ave Ste C
Dodge City, KS 67801
(620) 225-1442 🇺🇸,P,EB,R

Weber, Lori, MA, (F)
St Francis Community And Family Service
Provider ID 3558141002
NPI: 1043556830
705 1st Ave Ste C
Dodge City, KS 67801
(620) 225-1442 🇺🇸,P,EB,R

Williams, Julie K, MA, (F)
St Francis Community And Family Service
Provider ID 3591833001
NPI: 1285931915
705 1st Ave Ste C
Dodge City, KS 67801
(620) 225-1442 🇺🇸,P,EB,R

Winslow, Brooke A, MSW, (F)
St Francis Community And Family Service
Provider ID 3652268001
NPI: 1760685879
705 1st Ave Ste C
Dodge City, KS 67801
(620) 225-1442 🇺🇸,P,EB,R

Woelk, Angela L, MA, (F)
Compass Behavioral Health
Provider ID 6406733001
NPI: 1417493248
3000 N 14th Ave
Dodge City, KS 67801
(620) 227-5040 🇺🇸,P,EB,R

Woelk, Angela L, MA, (F)
Compass Behavioral Health
Provider ID 6406733001
NPI: 1417493248
506 Avenue L
Dodge City, KS 67801
(620) 227-8566

Zacapa-Reyes, Elsa, MA, (F)
Compass Behavioral Health
Provider ID 6203322001
NPI: 1346614872
3000 N 14th Ave
Dodge City, KS 67801
(620) 227-5040 🇺🇸,P,EB,R

Zacapa-Reyes, Elsa, MA, (F)
Compass Behavioral Health
Provider ID 6203322001
NPI: 1346614872
506 Avenue L
Dodge City, KS 67801
(620) 227-8566

Psychiatric Nurse

Powers, Donna L, MS, (F), B
Compass Behavioral Health
Provider ID 2550653002
NPI: 1962500835
3000 N 14th Ave
Dodge City, KS 67801
(620) 227-5040 🇺🇸,P,EB,R

Powers, Donna L, MSN, (F), B
Compass Behavioral Health
Provider ID 2550653002
NPI: 1962500835
506 Avenue L
Dodge City, KS 67801
(620) 227-8566

Southern, Michael J, MS, (M), B
Compass Behavioral Health
Provider ID 2972774001
NPI: 1265622864
3000 N 14th Ave
Dodge City, KS 67801
(620) 227-5040 🇺🇸,P,EB,R

Southern, Michael J, MSN, (M), B
Compass Behavioral Health
Provider ID 2972774001
NPI: 1265622864
506 Avenue L
Dodge City, KS 67801
(620) 227-8566

Werth, Irene E, MS, (F), B
St Francis Community And Family Service
Provider ID 2373926002
NPI: 1770558538
705 1st Ave Ste C
Dodge City, KS 67801
(620) 225-1442 🇺🇸,P,EB,R

Psychiatry

Allred, Charles T, MD, (M), B
Southwest Kansas Er Physicians
Provider ID 1026484003
NPI: 1083618839
3001 Avenue A
Dodge City, KS 67801
(620) 225-8400 🇺🇸,P,EB,R
Hospital Affiliations:
Salina Regional Health Center

Gautier, Fernand, MD, B
Compass Behavioral Health
Provider ID 3009777002
NPI: 1346306065
3000 N 14th Ave
Dodge City, KS 67801
(620) 227-5040 🇺🇸,P,EB,R

Gautier, Fernand, MD, B
Compass Behavioral Health
Provider ID 3009777002
NPI: 1346306065
506 Avenue L
Dodge City, KS 67801
(620) 227-8566

Henson, Danielle, MD, (F), B
Compass Behavioral Health
Provider ID 3216946002
NPI: 1316160427
506 Avenue L
Dodge City, KS 67801
(620) 227-8566

Winkleman, Barbara, DO, (F), B
Compass Behavioral Health
Provider ID 2841167002
NPI: 1518087337
3000 N 14th Ave
Dodge City, KS 67801
(620) 227-5040 🇺🇸,P,EB,R

Winkleman, Barbara, MD, (F), B
Compass Behavioral Health
Provider ID 2841167002
NPI: 1518087337
506 Avenue L
Dodge City, KS 67801
(620) 227-8566

Psychology

Herring, Lee, MA, (F), B
Emberhope
Provider ID 3375936002
NPI: 1942243407
11200 Lariat Way
Dodge City, KS 67801
(620) 225-0276 🇺🇸,P,EB,R

Hickel, Gregory, MA, (M), B
Emberhope
Provider ID 3577385001
NPI: 1578765145
11200 Lariat Way
Dodge City, KS 67801
(620) 225-0276 🇺🇸,P,EB,R

Johnson, Marcy L, MA, (F), B
Emberhope
Provider ID 2589419002
NPI: 1134294408
11200 Lariat Way
Dodge City, KS 67801
(620) 225-0276 🇺🇸,P,EB,R

Meier, Shauna, MA, (F), B
Emberhope
Provider ID 3577678001
NPI: 1952650905
11200 Lariat Way
Dodge City, KS 67801
(620) 225-0276 🇺🇸,P,EB,R

Parks, Janice, MA, (F), B
Emberhope
Provider ID 3577833001
NPI: 1902155765
11200 Lariat Way
Dodge City, KS 67801
(620) 225-0276 🇺🇸,P,EB,R

Social Worker

Ewing, Amy S, MSW, (F), B
Compass Behavioral Health
Provider ID 2962544001
NPI: 1538119193
506 Avenue L
Dodge City, KS 67801
(620) 227-8566

Leichliter, Laci, MSW, (F), B
St Francis Community And Family Service
Provider ID 5316763002
NPI: 1427453141
705 1st Ave Ste C
Dodge City, KS 67801
(620) 225-1442 🇺🇸,P,EB,R

Lynn, Angie M, MS, (F), B
Emberhope
Provider ID 2638460001
NPI: 1851319263
11200 Lariat Way
Dodge City, KS 67801
(620) 225-0276 🇺🇸,P,EB,R

Murray, Wendy B, MSW, (F), B
Compass Behavioral Health
Provider ID 3282298001
NPI: 1770533366
506 Avenue L
Dodge City, KS 67801
(620) 227-8566

Social Worker - Licensed

Andrasek, Stephanie, MA, (F)
St Francis Community And Family Service
Provider ID 6219880001
NPI: 1720438153
705 1st Ave Ste C
Dodge City, KS 67801
(620) 225-1442 🇺🇸,P,EB,R

Barber, Robert L, MSW, (M)
St Francis Community And Family Service
Provider ID 3535403002
NPI: 1356550958
705 1st Ave Ste C
Dodge City, KS 67801
(620) 225-1442 🇺🇸,P,EB,R

Boss, Autumn E, MA, (F)
St Francis Community And Family Service
Provider ID 6208706001
NPI: 1346699410
705 1st Ave Ste C
Dodge City, KS 67801
(620) 225-1442 🇺🇸,P,EB,R

Boutz, Alice, MA, (F)
St Francis Community And Family Service
Provider ID 6103720001
NPI: 1518312834
705 1st Ave Ste C
Dodge City, KS 67801
(620) 225-1442 🇺🇸,P,EB,R

Brungardt, Sara N, MA, (F)
St Francis Community And Family Service
Provider ID 3590498001
NPI: 1407120041
705 1st Ave Ste C
Dodge City, KS 67801
(620) 225-1442 🇺🇸,P,EB,R

Cecil, Peggy, MA, (F)
New Chance
Provider ID 3558077001
2500 E Wyatt Earp Blvd
Dodge City, KS 67801
(620) 225-0476 🇺🇸,P,EB,R

Chenoweth, Charla A, MS, (F)
Family Practice Associates (Rhc)
Provider ID 3527145001
NPI: 1427389972
120 W Ross Blvd
Dodge City, KS 67801
(620) 225-1650 🇺🇸,P,EB,R
M-Th 8:00 AM-6:00 PM
F 8:00 AM-5:00 PM

Couture, Carrie D, CSW, (F)
Emberhope
Provider ID 3295442001
NPI: 1780892604
11200 Lariat Way
Dodge City, KS 67801
(620) 225-0276 🇺🇸,P,EB,R

Dalke, Ric, CSW
Compass Behavioral Health
Provider ID 1273585001
NPI: 1851516496
506 Avenue L
Dodge City, KS 67801
(620) 227-8566

Ebeling, Nila A, MA, (F)
New Chance
Provider ID 3558076001
2500 E Wyatt Earp Blvd
Dodge City, KS 67801
(620) 225-0476 🇺🇸,P,EB,R

Fullagar, James R, MA, (M)
St Francis Community And Family Service
Provider ID 3590601001
NPI: 1669760062
705 1st Ave Ste C
Dodge City, KS 67801
(620) 225-1442 🇺🇸,P,EB,R

Granados, Jose A, MS, (M)
Um Western Kansas Mexican American (FQHC)
Provider ID 3590603003
NPI: 1194925412

Unless noted, all providers have regular office hours (M-F, 8 am- 5pm) and accept new patients. All providers are proficient in English unless otherwise noted.

Behavioral Health Providers

1700 Avenue F
Dodge City, KS 67801
(620) 225-6821 ☺,P,EB,R

Holden, Andrea, MA, (F)
St Francis Community And Family Service
Provider ID 5320777002
NPI: 1457741233
705 1st Ave Ste C
Dodge City, KS 67801
(620) 225-1442 ☺,P,EB,R

Hupko, Allysa, MA
Emberhope
Provider ID 6231441001
NPI: 1356899504
11200 Lariat Way
Dodge City, KS 67801
(620) 225-0276 ☺,P,EB,R

Jackson, Nancy, MA, (F)
St Francis Community And Family Service
Provider ID 6278723001
NPI: 1336334416
705 1st Ave Ste C
Dodge City, KS 67801
(620) 225-1442 ☺,P,EB,R

Jacobs, Cindy R, MS, (F)
Crj Counseling
Provider ID 2973716002
NPI: 1114103223
2006 1st Ave
Dodge City, KS 67801
(620) 371-6548 ☺,P,EB,R

Lightner, Carol, MA, (F)
Compass Behavioral Health
Provider ID 1930408001
NPI: 1760432322
506 Avenue L
Dodge City, KS 67801
(620) 227-8566

Meier, Shauna, MA, (F)
Emberhope
Provider ID 3577678001
NPI: 1952650905
11200 Lariat Way
Dodge City, KS 67801
(620) 225-0276 ☺,P,EB,R

Montague, Susan, MA, (F)
St Francis Community And Family Service
Provider ID 3558611002
NPI: 1548460439
705 1st Ave Ste C
Dodge City, KS 67801
(620) 225-1442 ☺,P,EB,R

O Hair, Melinda S, MA, (F)
St Francis Community And Family Service
Provider ID 6212678001
NPI: 1659720597
705 1st Ave Ste C
Dodge City, KS 67801
(620) 225-1442 ☺,P,EB,R

Rathbun, Cheryl A, MA, (F)
St Francis Community And Family Service
Provider ID 3584062002
NPI: 1629281431
705 1st Ave Ste C
Dodge City, KS 67801
(620) 225-1442 ☺,P,EB,R

Reigner, Elizabeth E, CSW, (F)
Compass Behavioral Health
Provider ID 3275261002
NPI: 1093997231
506 Avenue L
Dodge City, KS 67801
(620) 227-8566

Rhinehart, Stephanie, MA, (F)
St Francis Community And Family Service
Provider ID 3798816001
NPI: 1235551599
705 1st Ave Ste C
Dodge City, KS 67801
(620) 225-1442 ☺,P,EB,R

Ricklefs, Michelle, MA, (F)
Emberhope
Provider ID 3558336002
NPI: 1508318908
11200 Lariat Way
Dodge City, KS 67801
(620) 225-0276 ☺,P,EB,R

Schulte, Kristina, MS, (F)
Emberhope
Provider ID 5539668001
NPI: 1164614988
11200 Lariat Way
Dodge City, KS 67801
(620) 225-0276 ☺,P,EB,R

Seemann, Nancy A, MA, (F)
Compass Behavioral Health
Provider ID 3457271002
NPI: 1326260266
3000 N 14th Ave
Dodge City, KS 67801
(620) 227-5040 ☺,P,EB,R

Seemann, Nancy A, MA, (F)
Compass Behavioral Health
Provider ID 3457271002
NPI: 1326260266
506 Avenue L
Dodge City, KS 67801
(620) 227-8566

Sly, Theresa L, MS, (F)
St Francis Community And Family Service
Provider ID 3585473002
NPI: 1194062430
705 1st Ave Ste C
Dodge City, KS 67801
(620) 225-1442 ☺,P,EB,R

Sowers, Amanda, MA, (F)
Compass Behavioral Health
Provider ID 5144166001
NPI: 1235542036
3000 N 14th Ave
Dodge City, KS 67801
(620) 227-5040 ☺,P,EB,R

Sowers, Amanda, MSW, (F)
Compass Behavioral Health
Provider ID 5144166001
NPI: 1235542036
506 Avenue L
Dodge City, KS 67801
(620) 227-8566

Swain, Sarah L, MA, (F)
St Francis Community And Family Service
Provider ID 2949757001
NPI: 1255596110
705 1st Ave Ste C
Dodge City, KS 67801
(620) 225-1442 ☺,P,EB,R

Upshaw, Rebecca, MA, (F)
St Francis Community And Family Service
Provider ID 5181213001
NPI: 1952702953
705 1st Ave Ste C
Dodge City, KS 67801
(620) 225-1442 ☺,P,EB,R

Waltman, Michelle R, MA, (F)
St Francis Community And Family Service
Provider ID 3558419002
NPI: 1225219082

705 1st Ave Ste C
Dodge City, KS 67801
(620) 225-1442 ☺,P,EB,R

Grant

Advanced Practice Registered
Psychiatric Nurse Practitioner

Powers, Donna L, MSN, (F)
Compass Behavioral Health
Provider ID 2550653002
NPI: 1962500835
404 N Baughman St
Ulysses, KS 67880
(620) 356-3198 ☺,P,EB,R

Southern, Michael J, MS, (M)
Compass Behavioral Health
Provider ID 2977274001
NPI: 1265622864
404 N Baughman St
Ulysses, KS 67880
(620) 356-3198 ☺,P,EB,R

Marriage & Family Therapy

Southern, Lisa, MA, (F)
Compass Behavioral Health
Provider ID 2401468001
NPI: 1184676702
404 N Baughman St
Ulysses, KS 67880
(620) 356-3198 ☺,P,EB,R

Professional Counselor

Achtenberg, Abby, MA, (F)
Compass Behavioral Health
Provider ID 5560541001
NPI: 1265840193
404 N Baughman St
Ulysses, KS 67880
(620) 356-3198 ☺,P,EB,R

Carter, Troy, MA, (M)
Compass Behavioral Health
Provider ID 6386006002
NPI: 1225575376
404 N Baughman St
Ulysses, KS 67880
(620) 356-3198 ☺,P,EB,R

Hickey, Michelle J, MA, (F)
Compass Behavioral Health
Provider ID 5159703002
NPI: 1437568391
404 N Baughman St
Ulysses, KS 67880
(620) 356-3198 ☺,P,EB,R

Martinez, Melissa L, MA, (F)
Compass Behavioral Health
Provider ID 3679227001
NPI: 1508208364
404 N Baughman St
Ulysses, KS 67880
(620) 356-3198 ☺,P,EB,R

Mcgraw, Jera, LPC, (F)
Compass Behavioral Health
Provider ID 3051776001
NPI: 1104066166
404 N Baughman St
Ulysses, KS 67880
(620) 356-3198 ☺,P,EB,R

Meza Hinojosa, Martha A, LPC, (F)
Um Western Kansas Mexican American (FQHC)
Provider ID 6161914001
NPI: 1588088249
202 W Kansas Ave
Ulysses, KS 67880
(620) 271-7400 ☺,P,EB,R

Miller, Melissa R, MA, (F)
Compass Behavioral Health
Provider ID 5867764001
NPI: 1861885659
404 N Baughman St
Ulysses, KS 67880
(620) 356-3198 ☺,P,EB,R

Parker, Melissa R, MA, (F)
Compass Behavioral Health
Provider ID 3071073001
NPI: 1942460589
404 N Baughman St
Ulysses, KS 67880
(620) 356-3198 ☺,P,EB,R

Ramirez, Jasmine, MA, (F)
Compass Behavioral Health
Provider ID 6406740001
NPI: 1932649027
404 N Baughman St
Ulysses, KS 67880
(620) 356-3198 ☺,P,EB,R

Rodriguez Infante, Fernando, MA, (M)
Compass Behavioral Health
Provider ID 3398419001
NPI: 1962706622
404 N Baughman St
Ulysses, KS 67880
(620) 356-3198 ☺,P,EB,R

Selzer, Elyse A, MA, (F)
Compass Behavioral Health
Provider ID 3577875002
NPI: 1407183916
404 N Baughman St
Ulysses, KS 67880
(620) 356-3198 ☺,P,EB,R

Simpson, Tracy A, MA
Compass Behavioral Health
Provider ID 6406750001
NPI: 1447386503
404 N Baughman St
Ulysses, KS 67880
(620) 356-3198 ☺,P,EB,R

Smith, Brent E, MA, (M)
Compass Behavioral Health
Provider ID 3711203002
NPI: 1689004244
404 N Baughman St
Ulysses, KS 67880
(620) 356-3198 ☺,P,EB,R

Woelk, Angela L, MA, (F)
Compass Behavioral Health
Provider ID 6406733001
NPI: 1417493248
404 N Baughman St
Ulysses, KS 67880
(620) 356-3198 ☺,P,EB,R

Zacapa-Reyes, Elsa, MA, (F)
Compass Behavioral Health
Provider ID 6203322001
NPI: 1346614872
404 N Baughman St
Ulysses, KS 67880
(620) 356-3198 ☺,P,EB,R

Psychiatric Nurse

Powers, Donna L, MSN, (F), B
Compass Behavioral Health
Provider ID 2550653002
NPI: 1962500835
404 N Baughman St
Ulysses, KS 67880
(620) 356-3198 ☺,P,EB,R

Southern, Michael J, MS, (M), B
Compass Behavioral Health
Provider ID 2977274001
NPI: 1265622864

404 N Baughman St
Ulysses, KS 67880
(620) 356-3198 ☺,P,EB,R

Psychiatry

Gautier, Fernand, MD, B
Compass Behavioral Health
Provider ID 3009777002
NPI: 1346306065
404 N Baughman St
Ulysses, KS 67880
(620) 356-3198 ☺,P,EB,R

Winkleman, Barbara, DO, (F), B
Compass Behavioral Health
Provider ID 2841167002
NPI: 1518087337
404 N Baughman St
Ulysses, KS 67880
(620) 356-3198 ☺,P,EB,R

Psychoanalyst

Dowd, Sue A, PHD, (F), B
Sue A Dowd LLC
Provider ID 2583368001
NPI: 1417944539
119 E Kansas Ave
Ulysses, KS 67880
(620) 424-4554 ☺,P,EB,R
M,Th,F 9:00 AM-5:00 PM
Tu,W 8:00 AM-5:00 PM

Dowd, Sue A, PHD, (F), B
Sue A Dowd LLC
Provider ID 2583368001
NPI: 1417944539
201 E Oklahoma Ave
Ulysses, KS 67880
(620) 424-4554 ☺,P,EB,R

Psychology

Dowd, Sue A, PHD, (F), B
Sue A Dowd LLC
Provider ID 2583368001
NPI: 1417944539
119 E Kansas Ave
Ulysses, KS 67880
(620) 424-4554 ☺,P,EB,R
M,Th,F 9:00 AM-5:00 PM
Tu,W 8:00 AM-5:00 PM

Dowd, Sue A, PHD, (F), B
Sue A Dowd LLC
Provider ID 2583368001
NPI: 1417944539
201 E Oklahoma Ave
Ulysses, KS 67880
(620) 424-4554 ☺,P,EB,R

Social Worker - Licensed

Boswell, Theresa T, PHD, (F)
Um Western Kansas Mexican American (FQHC)
Provider ID 2959400001
NPI: 1376749598
202 W Kansas Ave
Ulysses, KS 67880
(620) 271-7400 ☺,P,EB,R

Granados, Jose A, MA, (M)
Um Western Kansas Mexican American (FQHC)
Provider ID 3590603003
NPI: 1194925412
202 W Kansas Ave
Ulysses, KS 67880
(620) 271-7400 ☺,P,EB,R

☺ = Wheelchair Accessible 🚗 = Provider is within one (1) mile of public transportation B = Board Certified
P = Parking EB = Exterior Building IB = Interior Building R = Restroom E = Exam Room
T = Exam Table/Scale/Chairs G = Gurneys & Stretchers PL = Portable Lifts RE = Radiologic Equipment
S = Signage & Documents

Harrison, Sherrie, MS, (F)
Um Western Kansas Mexican
American (FQHC)
Provider ID 5678099001
NPI: 1528430204
202 W Kansas Ave
Ulysses, KS 67880
(620) 271-7400 ☎,P,EB,R

Seemann, Nancy A, MA, (F)
Compass Behavioral Health
Provider ID 3457271002
NPI: 1326260266
404 N Baughman St
Ulysses, KS 67880
(620) 356-3198 ☎,P,EB,R

Sowers, Amanda, MA, (F)
Compass Behavioral Health
Provider ID 5144166001
NPI: 1235542036
404 N Baughman St
Ulysses, KS 67880
(620) 356-3198 ☎,P,EB,R

Gray

Social Worker - Licensed

Benton, Beverly A, MA, (F)
Sunshine Connection
Provider ID 3558444003
NPI: 1306059373
104 Ash St
Cimarron, KS 67835
(620) 855-0241 ☎,P,EB,R

Haskell

Marriage & Family Therapy

Lewis, Marshall, MA, (M)
Southwest Guidance Center
Provider ID 2401457001
NPI: 1740231794
301 Derby St
Sublette, KS 67877
(620) 675-2686 ☎,P,EB,R

Snow, Anthony, MA, (M)
Southwest Guidance Center
Provider ID 2401449001
NPI: 1477505097
301 Derby St
Sublette, KS 67877
(620) 675-2686 ☎,P,EB,R

Nurse - Clinical Mental Health

Gant, Elizabeth, NP, (F)
Southwest Guidance Center
Provider ID 3089051002
NPI: 1639121247
301 Derby St
Sublette, KS 67877
(620) 675-2686 ☎,P,EB,R

Professional Counselor

Lewis, Marshall, MA, (M)
Southwest Guidance Center
Provider ID 2401457001
NPI: 1740231794
301 Derby St
Sublette, KS 67877
(620) 675-2686 ☎,P,EB,R

Martin, Amy, MA, (F)
Southwest Guidance Center
Provider ID 5736535001
NPI: 1841505393
301 Derby St
Sublette, KS 67877
(620) 675-2686 ☎,P,EB,R

Snow, Anthony, MA, (M)
Southwest Guidance Center
Provider ID 2401449001
NPI: 1477505097
301 Derby St
Sublette, KS 67877
(620) 675-2686 ☎,P,EB,R

Psychology

Bissell, Leslie D, PHD, (F), B
Southwest Guidance Center
Provider ID 3558470001
NPI: 1720030018
301 Derby St
Sublette, KS 67877
(620) 675-2686 ☎,P,EB,R

Social Worker - Licensed

Mersdorf-Foreman, Sarah M, MA, (F)
Southwest Guidance Center
Provider ID 2963090001
NPI: 1194853762
301 Derby St
Sublette, KS 67877
(620) 675-2686 ☎,P,EB,R

Swenson, Rachel, MA, (F)
Southwest Guidance Center
Provider ID 6131850001
NPI: 1821448192
301 Derby St
Sublette, KS 67877
(620) 675-2686 ☎,P,EB,R

Kearny

Social Worker - Licensed

Carswell, Kendal, MS, (F)
Kearny County Hospital
Provider ID 6244896001
NPI: 1396113015
500 E Thorpe St
Lakin, KS 67860
(620) 355-7501 ☎,P,EB,R

Carswell, Kendal, MS, (F)
Kearny County Hospital
Provider ID 6244896001
NPI: 1396113015
506 E Thorpe St
Lakin, KS 67860
(620) 355-7550 ☎,P,EB,R
Sa 9:00 AM-11:00 A

Carswell, Kendal, MS, (F)
Kearny County Hospital
Provider ID 6244896001
NPI: 1396113015
521 Main St
Deerfield, KS 67838
(620) 426-2990 ☎,P,EB,R
M-F 8:00 AM-4:30 PM

Meade

Marriage & Family Therapy

Lewis, Marshall, MA, (M)
Southwest Guidance Center
Provider ID 2401457001
NPI: 1740231794
309 S Webb St
Meade, KS 67864
(620) 873-9166 ☎,P,EB,R

Snow, Anthony, MA, (M)
Southwest Guidance Center
Provider ID 2401449001
NPI: 1477505097

309 S Webb St
Meade, KS 67864
(620) 873-9166 ☎,P,EB,R

Nurse - Clinical Mental Health

Gant, Elizabeth, NP, (F)
Southwest Guidance Center
Provider ID 3089051002
NPI: 1639121247
309 S Webb St
Meade, KS 67864
(620) 873-9166 ☎,P,EB,R

Professional Counselor

Lewis, Marshall, MA, (M)
Southwest Guidance Center
Provider ID 2401457001
NPI: 1740231794
309 S Webb St
Meade, KS 67864
(620) 873-9166 ☎,P,EB,R

Martin, Amy, MA, (F)
Southwest Guidance Center
Provider ID 5736535001
NPI: 1841505393
309 S Webb St
Meade, KS 67864
(620) 873-9166 ☎,P,EB,R

Snow, Anthony, MA, (M)
Southwest Guidance Center
Provider ID 2401449001
NPI: 1477505097
309 S Webb St
Meade, KS 67864
(620) 873-9166 ☎,P,EB,R

Psychology

Bissell, Leslie D, PHD, (F), B
Southwest Guidance Center
Provider ID 3558470001
NPI: 1720030018
309 S Webb St
Meade, KS 67864
(620) 873-9166 ☎,P,EB,R

Social Worker - Licensed

Mersdorf-Foreman, Sarah M, MA, (F)
Southwest Guidance Center
Provider ID 2963090001
NPI: 1194853762
309 S Webb St
Meade, KS 67864
(620) 873-9166 ☎,P,EB,R

Swenson, Rachel, MA, (F)
Southwest Guidance Center
Provider ID 6131850001
NPI: 1821448192
309 S Webb St
Meade, KS 67864
(620) 873-9166 ☎,P,EB,R

Morton

Psychiatry

Iway, Olivia N, MD, (F), B
Morton County Hospital
Provider ID 479543002
NPI: 1639176969
411 Sunset St
Elkhart, KS 67950
(620) 697-2175 ☎,P,EB,R

Norton

Advanced Practice Registered
Psychiatric Nurse Practitioner

Malone, Jamie L, RN, (F)
High Plains Mental Health Center
Provider ID 3020804001
NPI: 1023155710
211 S Norton Ave
Norton, KS 67654
(785) 877-5141 ☎,P,EB,R

Mindrup, Joseph, NP, (M)
High Plains Mental Health Center
Provider ID 3275139001
NPI: 1427191196
211 S Norton Ave
Norton, KS 67654
(785) 877-5141 ☎,P,EB,R

Woolsey, Rebecca, MA, (F)
High Plains Mental Health Center
Provider ID 3558217001
NPI: 1205974714
211 S Norton Ave
Norton, KS 67654
(785) 877-5141 ☎,P,EB,R

Marriage & Family Therapy

Christians, Elizabeth A, LPC, (F)
High Plains Mental Health Center
Provider ID 3186064001
NPI: 1275699977
211 S Norton Ave
Norton, KS 67654
(785) 877-5141 ☎,P,EB,R

Young, Jefferson D, LPC, (M)
High Plains Mental Health Center
Provider ID 3362157001
NPI: 1649322108
211 S Norton Ave
Norton, KS 67654
(785) 877-5141 ☎,P,EB,R

Nurse - Clinical Mental Health

Mindrup, Joseph, NP, (M)
High Plains Mental Health Center
Provider ID 3275139001
NPI: 1427191196
211 S Norton Ave
Norton, KS 67654
(785) 877-5141 ☎,P,EB,R

Nurse - Rn Mental Health

Malone, Jamie L, RN, (F)
High Plains Mental Health Center
Provider ID 3020804001
NPI: 1023155710
211 S Norton Ave
Norton, KS 67654
(785) 877-5141 ☎,P,EB,R

Professional Counselor

Bales, Robin, MA, (F)
High Plains Mental Health Center
Provider ID 3558218001
NPI: 1700938784
211 S Norton Ave
Norton, KS 67654
(785) 877-5141 ☎,P,EB,R

Brous, Mandi, MA, (F)
High Plains Mental Health Center
Provider ID 3558212001
NPI: 1215206222
211 S Norton Ave
Norton, KS 67654
(785) 877-5141 ☎,P,EB,R

Campbell, Bob, MA, (M)
High Plains Mental Health Center
Provider ID 3545314001
NPI: 1811049042
211 S Norton Ave
Norton, KS 67654
(785) 877-5141 ☎,P,EB,R

Christians, Elizabeth A, LPC, (F)
High Plains Mental Health Center
Provider ID 3186064001
NPI: 1275699977
211 S Norton Ave
Norton, KS 67654
(785) 877-5141 ☎,P,EB,R

Dumler, Jodi J, MA, (F)
High Plains Mental Health Center
Provider ID 3601166001
NPI: 1659613701
211 S Norton Ave
Norton, KS 67654
(785) 877-5141 ☎,P,EB,R

Elliott, Danielle, MA, (F)
High Plains Mental Health Center
Provider ID 6271819001
NPI: 1184172009
211 S Norton Ave
Norton, KS 67654
(785) 877-5141 ☎,P,EB,R

Fossum, Robert J, LPC, (M)
High Plains Mental Health Center
Provider ID 3483737001
NPI: 1639448640
211 S Norton Ave
Norton, KS 67654
(785) 877-5141 ☎,P,EB,R

Geyer, Crista, MA, (F)
High Plains Mental Health Center
Provider ID 3558193001
NPI: 1568756997
211 S Norton Ave
Norton, KS 67654
(785) 877-5141 ☎,P,EB,R

Gilmore, Lyndsey M M, MA, (F)
High Plains Mental Health Center
Provider ID 5176143001
NPI: 1356744775
211 S Norton Ave
Norton, KS 67654
(785) 877-5141 ☎,P,EB,R

Irwin, Stephanie A, MS, (F)
High Plains Mental Health Center
Provider ID 5041306003
NPI: 1336575232
211 S Norton Ave
Norton, KS 67654
(785) 877-5141 ☎,P,EB,R

Karlin, Paul P, PHD, (M)
High Plains Mental Health Center
Provider ID 3545315001
NPI: 1114082245
211 S Norton Ave
Norton, KS 67654
(785) 877-5141 ☎,P,EB,R

Mosiman, Gidget A, LPC, (F)
High Plains Mental Health Center
Provider ID 3017483001
NPI: 1851514780
211 S Norton Ave
Norton, KS 67654
(785) 628-2871 ☎,P,EB,R

Oshio, Saki, CCC, (M)
High Plains Mental Health Center
Provider ID 3435078001
NPI: 1407102528
211 S Norton Ave
Norton, KS 67654
(785) 877-5141 ☎,P,EB,R

Unless noted, all providers have regular office hours (M-F, 8 am- 5pm) and accept new patients. All providers are proficient in English unless otherwise noted.

Behavioral Health Providers

Kansas - Seward

Schwarz, Cary R, LPC, (F)
High Plains Mental Health Center
Provider ID 3174484001
NPI: 1457416596
211 S Norton Ave
Norton, KS 67654
(785) 877-5141 ⓇⓅⓂⓂⓂ

Shaffer, Catharine L, CCC, (F)
High Plains Mental Health Center
Provider ID 2999744001
NPI: 1346305489
211 S Norton Ave
Norton, KS 67654
(785) 877-5141 ⓇⓅⓂⓂⓂ

Stewart, Nickey, LPC, (M)
High Plains Mental Health Center
Provider ID 3101310001
NPI: 1821287459
211 S Norton Ave
Norton, KS 67654
(785) 877-5141 ⓇⓅⓂⓂⓂ

Vetter, Sidney L, LPC, (M)
High Plains Mental Health Center
Provider ID 3236389001
NPI: 1073678108
211 S Norton Ave
Norton, KS 67654
(785) 877-5141 ⓇⓅⓂⓂⓂ

Young, Ann, LPC, (F)
High Plains Mental Health Center
Provider ID 2672856001
NPI: 1588703623
211 S Norton Ave
Norton, KS 67654
(785) 877-5141 ⓇⓅⓂⓂⓂ

Psychiatric Nurse

Stice, Sonja, MA, (F), B
High Plains Mental Health Center
Provider ID 5671354001
NPI: 1578964037
211 S Norton Ave
Norton, KS 67654
(785) 877-5141 ⓇⓅⓂⓂⓂ

Psychiatry

Periola Patriarca, Virginia, MD, (F), B
High Plains Mental Health Center
Provider ID 3558224001
NPI: 1184774531
211 S Norton Ave
Norton, KS 67654
(785) 877-5141 ⓇⓅⓂⓂⓂ

Romereim, Mark E, MD, (M), B
High Plains Mental Health Center
Provider ID 1858609001
NPI: 1578621140
211 S Norton Ave
Norton, KS 67654
(785) 877-5141 ⓇⓅⓂⓂⓂ

Psychology

Anderson, David, PHD, (M), B
High Plains Mental Health Center
Provider ID 3567143001
NPI: 1255496667
211 S Norton Ave
Norton, KS 67654
(785) 877-5141 ⓇⓅⓂⓂⓂ

Dunn, Laura, MA, (F), B
High Plains Mental Health Center
Provider ID 3558209001
NPI: 1194093609
211 S Norton Ave
Norton, KS 67654
(785) 877-5141 ⓇⓅⓂⓂⓂ

Fossum, Robert J, LPC, (M), B
High Plains Mental Health Center
Provider ID 3483737001
NPI: 1639448640
211 S Norton Ave
Norton, KS 67654
(785) 877-5141 ⓇⓅⓂⓂⓂ

Grahs, Carl E, PHD, (M), B
High Plains Mental Health Center
Provider ID 3558188001
NPI: 1568527695
211 S Norton Ave
Norton, KS 67654
(785) 877-5141 ⓇⓅⓂⓂⓂ

Hill, Walter, PHD, (M), B
High Plains Mental Health Center
Provider ID 3558225001
NPI: 1083768741
211 S Norton Ave
Norton, KS 67654
(785) 877-5141 ⓇⓅⓂⓂⓂ

Karlin, Paul P, PHD, (M), B
High Plains Mental Health Center
Provider ID 3545315001
NPI: 1114082245
211 S Norton Ave
Norton, KS 67654
(785) 877-5141 ⓇⓅⓂⓂⓂ

Misegadis, Tina, PHD, (F), B
High Plains Mental Health Center
Provider ID 5903331001
NPI: 1801142443
211 S Norton Ave
Norton, KS 67654
(785) 877-5141 ⓇⓅⓂⓂⓂ

Oshio, Saki, CCC, (M), B
High Plains Mental Health Center
Provider ID 3435078001
NPI: 1407102528
211 S Norton Ave
Norton, KS 67654
(785) 877-5141 ⓇⓅⓂⓂⓂ

Rathburn, Katherine L, PHD, (F), B
High Plains Mental Health Center
Provider ID 2912492001
NPI: 1922118520
211 S Norton Ave
Norton, KS 67654
(785) 877-5141 ⓇⓅⓂⓂⓂ

Schwarz, Cary R, LPC, (F), B
High Plains Mental Health Center
Provider ID 3174484001
NPI: 1457416596
211 S Norton Ave
Norton, KS 67654
(785) 877-5141 ⓇⓅⓂⓂⓂ

Shaffer, Catharine L, CCC, (F), B
High Plains Mental Health Center
Provider ID 2999744001
NPI: 1346305489
211 S Norton Ave
Norton, KS 67654
(785) 877-5141 ⓇⓅⓂⓂⓂ

Social Worker - Licensed

Bird, Amy, MA, (F)
High Plains Mental Health Center
Provider ID 3558182001
NPI: 1023148517
211 S Norton Ave
Norton, KS 67654
(785) 877-5141 ⓇⓅⓂⓂⓂ

Colby, Jennifer, MA, (F)
High Plains Mental Health Center
Provider ID 3218856002
NPI: 1013172634
211 S Norton Ave
Norton, KS 67654
(785) 877-5141 ⓇⓅⓂⓂⓂ

Degenhardt, Amy F, CSW, (F)
High Plains Mental Health Center
Provider ID 3342087001
NPI: 1457671703
211 S Norton Ave
Norton, KS 67654
(785) 877-5141 ⓇⓅⓂⓂⓂ

Dumler, Jodi J, MA, (F)
High Plains Mental Health Center
Provider ID 3601166001
NPI: 1659613701
211 S Norton Ave
Norton, KS 67654
(785) 877-5141 ⓇⓅⓂⓂⓂ

Dunn, Laura, MA, (F)
High Plains Mental Health Center
Provider ID 3558209001
NPI: 1194093609
211 S Norton Ave
Norton, KS 67654
(785) 877-5141 ⓇⓅⓂⓂⓂ

Geyer, Crista, MA, (F)
High Plains Mental Health Center
Provider ID 3558193001
NPI: 1568756997
211 S Norton Ave
Norton, KS 67654
(785) 877-5141 ⓇⓅⓂⓂⓂ

Kimple, Melinda A, CSW, (F)
High Plains Mental Health Center
Provider ID 3452725001
NPI: 1124173075
211 S Norton Ave
Norton, KS 67654
(785) 877-5141 ⓇⓅⓂⓂⓂ

Lindenman, Crystal, MA, (F)
High Plains Mental Health Center
Provider ID 6210495001
NPI: 1528410040
211 S Norton Ave
Norton, KS 67654
(785) 877-5141 ⓇⓅⓂⓂⓂ

Loon, Sandra G, CSW, (F)
High Plains Mental Health Center
Provider ID 3015427001
NPI: 1114082526
211 S Norton Ave
Norton, KS 67654
(785) 877-5141 ⓇⓅⓂⓂⓂ

Seaman, Brenda, MA, (F)
High Plains Mental Health Center
Provider ID 3558187001
NPI: 1710042114
211 S Norton Ave
Norton, KS 67654
(785) 877-5141 ⓇⓅⓂⓂⓂ

Sherlick, Jessica, MA, (F)
High Plains Mental Health Center
Provider ID 4713814001
NPI: 1396159372
211 S Norton Ave
Norton, KS 67654
(785) 877-5141 ⓇⓅⓂⓂⓂ

Winchester Hillmer, Tracy A, CSW, (F)
High Plains Mental Health Center
Provider ID 3048288001
NPI: 1326103458
211 S Norton Ave
Norton, KS 67654
(785) 877-5141 ⓇⓅⓂⓂⓂ

Woolsey, Rebecca, MA, (F)
High Plains Mental Health Center
Provider ID 3558217001
NPI: 1205974714
211 S Norton Ave
Norton, KS 67654
(785) 877-5141 ⓇⓅⓂⓂⓂ

Seward

Advanced Practice Registered
Psychiatric Nurse Practitioner

Werth, Irene E, MS, (F)
St Francis Community And Family
Service
Provider ID 2373926002
NPI: 1770558538
2330 N Kansas Ave Ste 4
Liberal, KS 67901
(620) 624-4468 ⓇⓅⓂⓂⓂ

Alcohol & Drug Counselor

Ackerson, Kelly E, MA, (F), B
St Francis Community And Family
Service
Provider ID 3558536002
NPI: 1013189703
2330 N Kansas Ave Ste 4
Liberal, KS 67901
(620) 624-4468 ⓇⓅⓂⓂⓂ

Anderson, Vanessa, MA, (F), B
City On A Hill
Provider ID 3545301001
529 N New York Ave
Liberal, KS 67901
(620) 624-2246

Fischer, Guillermina R, MA, (F), B
City On A Hill
Provider ID 3545298001
529 N New York Ave
Liberal, KS 67901
(620) 624-2246

Lund, Christopher A, MA, (M), B
City On A Hill
Provider ID 3545296001
529 N New York Ave
Liberal, KS 67901
(620) 624-2246

Lund, Tammy L, MA, (F), B
City On A Hill
Provider ID 3545300001
529 N New York Ave
Liberal, KS 67901
(620) 624-2246

Marriage & Family Therapy

Augustus, Teri, MA, (F)
St Francis Community And Family
Service
Provider ID 3570694002
NPI: 1891903829
2330 N Kansas Ave Ste 4
Liberal, KS 67901
(620) 624-4468 ⓇⓅⓂⓂⓂ

Avers, Barry, MA, (M)
St Francis Community And Family
Service

Provider ID 5342551001
NPI: 1215329222
2330 N Kansas Ave Ste 4
Liberal, KS 67901
(620) 624-4468 ⓇⓅⓂⓂⓂ

Baird, Laura L, MA, (F)
St Francis Community And Family
Service
Provider ID 6199407001
NPI: 1720435761
2330 N Kansas Ave Ste 4
Liberal, KS 67901
(620) 624-4468 ⓇⓅⓂⓂⓂ

Baker, Karen L, MA, (F)
St Francis Community And Family
Service
Provider ID 3598549001
NPI: 1386974699
2330 N Kansas Ave Ste 4
Liberal, KS 67901
(620) 624-4468 ⓇⓅⓂⓂⓂ

Cornwell, Pamela A, MA, (F)
St Francis Community And Family
Service
Provider ID 3590565001
NPI: 1215064753
2330 N Kansas Ave Ste 4
Liberal, KS 67901
(620) 624-4468 ⓇⓅⓂⓂⓂ

Geide, Jessica, MA, (F)
St Francis Community And Family
Service
Provider ID 5701755001
NPI: 1922476464
2330 N Kansas Ave Ste 4
Liberal, KS 67901
(620) 624-4468 ⓇⓅⓂⓂⓂ

Hastings, C B, MA, (M)
St Francis Community And Family
Service
Provider ID 3576890002
NPI: 1184824575
2330 N Kansas Ave Ste 4
Liberal, KS 67901
(620) 624-4468 ⓇⓅⓂⓂⓂ

Herrera, Marcus, MA, (M)
St Francis Community And Family
Service
Provider ID 6203216001
NPI: 1629523386
2330 N Kansas Ave Ste 4
Liberal, KS 67901
(620) 624-4468 ⓇⓅⓂⓂⓂ

Hoffman, Emily N, MS, (F)
St Francis Community And Family
Service
Provider ID 3590610001
NPI: 1386996536
2330 N Kansas Ave Ste 4
Liberal, KS 67901
(620) 624-4468 ⓇⓅⓂⓂⓂ

Kelliher, Sandra, MA, (F)
St Francis Community And Family
Service
Provider ID 3585496002
NPI: 1811180896
2330 N Kansas Ave Ste 4
Liberal, KS 67901
(620) 624-4468 ⓇⓅⓂⓂⓂ

Kroeker, Jennifer, MA, (F)
St Francis Community And Family
Service
Provider ID 5760713001
NPI: 1386015048
2330 N Kansas Ave Ste 4
Liberal, KS 67901
(620) 624-4468 ⓇⓅⓂⓂⓂ

Ladd, Julie, LPC, (F)
St Francis Community And Family
Service
Provider ID 3524487001
NPI: 1730446691
2330 N Kansas Ave Ste 4
Liberal, KS 67901
(620) 624-4468 ⓇⓅⓂⓂⓂ

Laudick, Sharon, MA, (F)
St Francis Community And Family
Service
Provider ID 5537557001
NPI: 1477944619
2330 N Kansas Ave Ste 4
Liberal, KS 67901
(620) 624-4468 ⓇⓅⓂⓂⓂ

♿ = Wheelchair Accessible 🚶 = Provider is within one (1) mile of public transportation B = Board Certified
P = Parking EB = Exterior Building IB = Interior Building R = Restroom E = Exam Room
T = Exam Table/Scale/Chairs G = Gurneys & Stretchers PL = Portable Lifts RE = Radiologic Equipment
S = Signage & Documents

Lewis, Marshall H, MA, (M)
Southwest Guidance Center
Provider ID 2401457001
NPI: 1740231794
333 W 15th St
Liberal, KS 67901
(620) 624-8171

Lewis, Marshall, MA, (M)
Southwest Guidance Center
Provider ID 2401457001
NPI: 1740231794
21 Plaza Dr
Liberal, KS 67901
(620) 624-0280

Mcarthur, Victoria L, MA, (F)
St Francis Community And Family
Service
Provider ID 3591105001
NPI: 1316175003
2330 N Kansas Ave Ste 4
Liberal, KS 67901
(620) 624-4468

Miller, Linda, MA, (F)
St Francis Community And Family
Service
Provider ID 3589373002
NPI: 1609085224
2330 N Kansas Ave Ste 4
Liberal, KS 67901
(620) 624-4468

Snow, Anthony, MA, (M)
Southwest Guidance Center
Provider ID 2401449001
NPI: 1477505097
21 Plaza Dr
Liberal, KS 67901
(620) 624-0280

Snow, Anthony, MA, (M)
Southwest Guidance Center
Provider ID 2401449001
NPI: 1477505097
333 W 15th St
Liberal, KS 67901
(620) 624-8171

Suchan, Diahann, MS, (F)
St Francis Community And Family
Service
Provider ID 2841619001
NPI: 1932194073
2330 N Kansas Ave Ste 4
Liberal, KS 67901
(620) 624-4468

Tonn, Teresa J, MA, (F)
St Francis Community And Family
Service
Provider ID 3558504002
NPI: 1770799256
2330 N Kansas Ave Ste 4
Liberal, KS 67901
(620) 624-4468

Nurse - Clinical Mental Health

Gant, Elizabeth J, NP, (F)
Southwest Guidance Center
Provider ID 3089051002
NPI: 1639121247
333 W 15th St Ste 2945
Liberal, KS 67901
(620) 624-8171

Gant, Elizabeth, NP, (F)
Southwest Guidance Center
Provider ID 3089051002
NPI: 1639121247
21 Plaza Dr
Liberal, KS 67901
(620) 624-0280

Professional Counselor

Abercrombie, Lacy D D, MA, (F)
St Francis Community And Family
Service
Provider ID 5342634001
NPI: 1437541927
2330 N Kansas Ave Ste 4
Liberal, KS 67901
(620) 624-4468

Ackerson, Kelly E, MA, (F)
St Francis Community And Family
Service
Provider ID 3558536002
NPI: 1013189703
2330 N Kansas Ave Ste 4
Liberal, KS 67901
(620) 624-4468

Augustus, Teri, MA, (F)
St Francis Community And Family
Service
Provider ID 3570694002
NPI: 1891903829
2330 N Kansas Ave Ste 4
Liberal, KS 67901
(620) 624-4468

Baden, Alisa L, MA, (F)
St Francis Community And Family
Service
Provider ID 3585036002
NPI: 1316297724
2330 N Kansas Ave Ste 4
Liberal, KS 67901
(620) 624-4468

Boss, Autumn E, MA, (F)
St Francis Community And Family
Service
Provider ID 6208706001
NPI: 1346699410
2330 N Kansas Ave Ste 4
Liberal, KS 67901
(620) 624-4468

Brungardt, Sara N, MA, (F)
St Francis Community And Family
Service
Provider ID 3590498001
NPI: 1407120041
2330 N Kansas Ave Ste 4
Liberal, KS 67901
(620) 624-4468

Burden, Jeremy A, MA, (M)
St Francis Community And Family
Service
Provider ID 3589827002
NPI: 1467736009
2330 N Kansas Ave Ste 4
Liberal, KS 67901
(620) 624-4468

Callstrom, Ashley, MA, (F)
St Francis Community And Family
Service
Provider ID 5701686001
NPI: 1174994727
2330 N Kansas Ave Ste 4
Liberal, KS 67901
(620) 624-4468

Clavel Cardoza, Meridith J, MA, (F)
St Francis Community And Family
Service
Provider ID 3558539002
NPI: 1366637118
2330 N Kansas Ave Ste 4
Liberal, KS 67901
(620) 624-4468

Cleveland, Heidi, MA, (F)
St Francis Community And Family
Service
Provider ID 5537424001
NPI: 1982095147
2330 N Kansas Ave Ste 4
Liberal, KS 67901
(620) 624-4468

Dunkerley, Stacy N, MA, (F)
St Francis Community And Family
Service
Provider ID 3590572001
NPI: 1508110545
2330 N Kansas Ave Ste 4
Liberal, KS 67901
(620) 624-4468

Fischer, Guillermina R, MA, (F)
City On A Hill
Provider ID 3545298001
529 N New York Ave
Liberal, KS 67901
(620) 624-2246

Fowlkes, Kristen, MA, (F)
St Francis Community And Family
Service
Provider ID 3576277002
NPI: 1245599323
2330 N Kansas Ave Ste 4
Liberal, KS 67901
(620) 624-4468

Fullagar, James R, MA, (M)
St Francis Community And Family
Service
Provider ID 3590601001
NPI: 1669760062
2330 N Kansas Ave Ste 4
Liberal, KS 67901
(620) 624-4468

Haldeman Smith, Sarah A A, MA,
(F)
St Francis Community And Family
Service
Provider ID 4856791001
NPI: 1962601013
2330 N Kansas Ave Ste 4
Liberal, KS 67901
(620) 624-4468

Hawley, Samantha, MA, (F)
St Francis Community And Family
Service
Provider ID 6134821001
NPI: 1487004735
2330 N Kansas Ave Ste 4
Liberal, KS 67901
(620) 624-4468

Hemberger, Chelsea M, MA, (F)
St Francis Community And Family
Service
Provider ID 3646780002
NPI: 1184966459
2330 N Kansas Ave Ste 4
Liberal, KS 67901
(620) 624-4468

Herrera, Marcus, MA, (M)
St Francis Community And Family
Service
Provider ID 6203216001
NPI: 1629523386
2330 N Kansas Ave Ste 4
Liberal, KS 67901
(620) 624-4468

Hoffman, Emily N, MS, (F)
St Francis Community And Family
Service
Provider ID 3590610001
NPI: 1386996536
2330 N Kansas Ave Ste 4
Liberal, KS 67901
(620) 624-4468

Holden, Andrea, MA, (F)
St Francis Community And Family
Service
Provider ID 5320777002
NPI: 1457741233
2330 N Kansas Ave Ste 4
Liberal, KS 67901
(620) 624-4468

Holmes, Debbie L, MA, (F)
St Francis Community And Family
Service
Provider ID 3599908001
NPI: 1184740995
2330 N Kansas Ave Ste 4
Liberal, KS 67901
(620) 624-4468

Houshova, Alena, MA, (F)
St Francis Community And Family
Service
Provider ID 6173669001
NPI: 1508236191
2330 N Kansas Ave Ste 4
Liberal, KS 67901
(620) 624-4468

Hundertmark, Denise M, MA, (F)
St Francis Community And Family
Service
Provider ID 3590611001
NPI: 1790050904
2330 N Kansas Ave Ste 4
Liberal, KS 67901
(620) 624-4468

Kelliher, Sandra, MA, (F)
St Francis Community And Family
Service
Provider ID 3585496002
NPI: 1811180896
2330 N Kansas Ave Ste 4
Liberal, KS 67901
(620) 624-4468

Kemper, Ruth E, MA, (F)
St Francis Community And Family
Service
Provider ID 3558542002
NPI: 1942495171
2330 N Kansas Ave Ste 4
Liberal, KS 67901
(620) 624-4468

Lane, Kelly, MA
St Francis Community And Family
Service
Provider ID 6106388001
NPI: 1124474119
2330 N Kansas Ave Ste 4
Liberal, KS 67901
(620) 624-4468

Lang, David J, MA, (M)
St Francis Community And Family
Service
Provider ID 3584045002
NPI: 1952500282
2330 N Kansas Ave Ste 4
Liberal, KS 67901
(620) 624-4468

Lang, Kerstin J, MA, (F)
St Francis Community And Family
Service
Provider ID 3584048002
NPI: 1306045638
2330 N Kansas Ave Ste 4
Liberal, KS 67901
(620) 624-4468

Lemuz, Jesse J, MA, (M)
St Francis Community And Family
Service
Provider ID 3591077001
NPI: 1740569086
2330 N Kansas Ave Ste 4
Liberal, KS 67901
(620) 624-4468

Lewis, Marshall H, MA, (M)
Southwest Guidance Center
Provider ID 2401457001
NPI: 1740231794
333 W 15th St
Liberal, KS 67901
(620) 624-8171

Lewis, Marshall, MA, (M)
Southwest Guidance Center
Provider ID 2401457001
NPI: 1740231794
21 Plaza Dr
Liberal, KS 67901
(620) 624-0280

Lubbers, Stacie, MA, (F)
St Francis Community And Family
Service
Provider ID 5901158001
NPI: 1114385192
2330 N Kansas Ave Ste 4
Liberal, KS 67901
(620) 624-4468

Lyon, Shawna D, MA, (F)
St Francis Community And Family
Service
Provider ID 3591092001
NPI: 1316236839
2330 N Kansas Ave Ste 4
Liberal, KS 67901
(620) 624-4468

Martin, Amy R, MA, (F)
Southwest Guidance Center
Provider ID 5736535001
NPI: 1841505393
333 W 15th St
Liberal, KS 67901
(620) 624-8171

Martin, Amy, MA, (F)
Southwest Guidance Center
Provider ID 5736535001
NPI: 1841505393
21 Plaza Dr
Liberal, KS 67901
(620) 624-0280

Mcclain, Kathleen, MA, (F)
St Francis Community And Family
Service
Provider ID 3599951001
NPI: 1164768578
2330 N Kansas Ave Ste 4
Liberal, KS 67901
(620) 624-4468

McCullough, Marci D, MA, (F)
St Francis Community And Family
Service
Provider ID 3591229001
NPI: 1386843266
2330 N Kansas Ave Ste 4
Liberal, KS 67901
(620) 624-4468

Middleton, Pamela, MA, (F)
St Francis Community And Family
Service
Provider ID 6199441001
NPI: 1457702912
2330 N Kansas Ave Ste 4
Liberal, KS 67901
(620) 624-4468

Miller, Meghan D D, MA, (F)
St Francis Community And Family
Service
Provider ID 5524257001
NPI: 1437531639
2330 N Kansas Ave Ste 4
Liberal, KS 67901
(620) 624-4468

Montague, Susan, MA, (F)
St Francis Community And Family
Service
Provider ID 3558611002
NPI: 1548460439
2330 N Kansas Ave Ste 4
Liberal, KS 67901
(620) 624-4468

Unless noted, all providers have regular office hours (M-F, 8 am- 5pm) and accept new patients. All providers are proficient in English unless otherwise noted.

Behavioral Health Providers

Kansas - Seward

Murillo, Tammy D D, MA, (F)
St Francis Community And Family Service
Provider ID 5324440001
NPI: 1477943702
2330 N Kansas Ave Ste 4
Liberal, KS 67901
(620) 624-4468 ♿,P,EB,R

Naillieux, Kristina, MA, (F)
St Francis Community And Family Service
Provider ID 5870783001
NPI: 1346613817
2330 N Kansas Ave Ste 4
Liberal, KS 67901
(620) 624-4468 ♿,P,EB,R

Pace, James S, MA, (M)
St Francis Community And Family Service
Provider ID 3572874002
NPI: 1437344231
2330 N Kansas Ave Ste 4
Liberal, KS 67901
(620) 624-4468 ♿,P,EB,R

Rathbun, Cheryl A, MA, (F)
St Francis Community And Family Service
Provider ID 3584062002
NPI: 1629281431
2330 N Kansas Ave Ste 4
Liberal, KS 67901
(620) 624-4468 ♿,P,EB,R

Rico, Mary F, MA, (F)
St Francis Community And Family Service
Provider ID 3588311001
NPI: 1033463757
2330 N Kansas Ave Ste 4
Liberal, KS 67901
(620) 624-4468 ♿,P,EB,R

Rodenbeek, Krysten M, MA, (F)
St Francis Community And Family Service
Provider ID 3591274001
NPI: 1881840387
2330 N Kansas Ave Ste 4
Liberal, KS 67901
(620) 624-4468 ♿,P,EB,R

Sandlin, Kelly, MA, (F)
St Francis Community And Family Service
Provider ID 5176136001
NPI: 1831592716
2330 N Kansas Ave Ste 4
Liberal, KS 67901
(620) 624-4468 ♿,P,EB,R

Shirkey, Michael L, MA, (M)
St Francis Community And Family Service
Provider ID 3591788001
NPI: 1568748903
2330 N Kansas Ave Ste 4
Liberal, KS 67901
(620) 624-4468 ♿,P,EB,R

Snow, Anthony, MA, (M)
Southwest Guidance Center
Provider ID 2401449001
NPI: 1477505097
21 Plaza Dr
Liberal, KS 67901
(620) 624-0280 ♿,P,EB,R

Snow, Anthony, MA, (M)
Southwest Guidance Center
Provider ID 2401449001
NPI: 1477505097
333 W 15th St
Liberal, KS 67901
(620) 624-8171 ♿,P,EB,R

Swain, Sarah L, MA, (F)
St Francis Community And Family Service
Provider ID 2949757001
NPI: 1255596110
2330 N Kansas Ave Ste 4
Liberal, KS 67901
(620) 624-4468 ♿,P,EB,R

Telles, Yeni, MA
St Francis Community And Family Service
Provider ID 6025646001
NPI: 1710350525
2330 N Kansas Ave Ste 4
Liberal, KS 67901
(620) 624-4468 ♿,P,EB,R

Trendel, Lanie R, MA, (F)
St Francis Community And Family Service
Provider ID 3591817001
NPI: 1942513304
2330 N Kansas Ave Ste 4
Liberal, KS 67901
(620) 624-4468 ♿,P,EB,R

Ultinger, Amy L, MS, (F)
St Francis Community And Family Service
Provider ID 3558097003
NPI: 1992038897
2330 N Kansas Ave Ste 4
Liberal, KS 67901
(620) 624-4468 ♿,P,EB,R

Voth, Jennifer M, MA, (F)
St Francis Community And Family Service
Provider ID 3558532002
NPI: 1063455525
2330 N Kansas Ave Ste 4
Liberal, KS 67901
(620) 624-4468 ♿,P,EB,R

Weber, Lori, MA, (F)
St Francis Community And Family Service
Provider ID 3558141002
NPI: 1043556830
2330 N Kansas Ave Ste 4
Liberal, KS 67901
(620) 624-4468 ♿,P,EB,R

Williams, Julie K, MA, (F)
St Francis Community And Family Service
Provider ID 3591833001
NPI: 1285931915
2330 N Kansas Ave Ste 4
Liberal, KS 67901
(620) 624-4468 ♿,P,EB,R

Winslow, Brooke A, MSW, (F)
St Francis Community And Family Service
Provider ID 3652268001
NPI: 1760685879
2330 N Kansas Ave Ste 4
Liberal, KS 67901
(620) 624-4468 ♿,P,EB,R

Psychiatric Nurse

Werth, Irene E, MS, (F), B
St Francis Community And Family Service
Provider ID 2373926002
NPI: 1770558538
2330 N Kansas Ave Ste 4
Liberal, KS 67901
(620) 624-4468 ♿,P,EB,R

Psychoanalyst

Dowd, Sue A, PHD, (F), B
Sue A Dowd LLC
Provider ID 2583368001
NPI: 1417944539
303 N Kansas Ave Ste A104
Liberal, KS 67901
(620) 624-2900

Psychology

Bissell, Leslie D, PHD, (F), B
Southwest Guidance Center
Provider ID 3588470001
NPI: 1720030018
21 Plaza Dr
Liberal, KS 67901
(620) 624-0280 ♿,P,EB,R

Bissell, Leslie D, PHD, (F), B
Southwest Guidance Center
Provider ID 3558470001
NPI: 1720030018
333 W 15th St
Liberal, KS 67901
(620) 624-8171 ♿,P,EB,R

Cunningham, Norma, LPC, (F), B
City On A Hill
Provider ID 1399225001
NPI: 1861585879
529 N New York Ave
Liberal, KS 67901
(620) 624-2790

Dowd, Sue A, PHD, (F), B
Sue A Dowd LLC
Provider ID 2583368001
NPI: 1417944539
303 N Kansas Ave Ste A104
Liberal, KS 67901
(620) 624-2900

Dowd, Sue A, PHD, (F), B
Sue A Dowd LLC
Provider ID 2583368002
NPI: 1417944539
529 N Lincoln Ave
Liberal, KS 67901
(620) 624-2900 ♿,P,EB,R
M,F 8:00 AM-5:00 PM
Tu,W,Th 9:00 AM-6:00 PM

Social Worker

Leichliter, Laci, MSW, (F), B
St Francis Community And Family Service
Provider ID 5316763002
NPI: 1427453141
2330 N Kansas Ave Ste 4
Liberal, KS 67901
(620) 624-4468 ♿,P,EB,R

Social Worker - Licensed

Andrasek, Stephanie, MA, (F)
St Francis Community And Family Service
Provider ID 6219880001
NPI: 1720438153
2330 N Kansas Ave Ste 4
Liberal, KS 67901
(620) 624-4468 ♿,P,EB,R

Barber, Robert L, MSW, (M)
St Francis Community And Family Service
Provider ID 3535403002
NPI: 1356550958
2330 N Kansas Ave Ste 4
Liberal, KS 67901
(620) 624-4468 ♿,P,EB,R

Boss, Autumn E, MA, (F)
St Francis Community And Family Service
Provider ID 6208706001
NPI: 1346699410
2330 N Kansas Ave Ste 4
Liberal, KS 67901
(620) 624-4468 ♿,P,EB,R

Boutz, Alice, MA, (F)
St Francis Community And Family Service
Provider ID 6103720001
NPI: 1518312834
2330 N Kansas Ave Ste 4
Liberal, KS 67901
(620) 624-4468 ♿,P,EB,R

Brungardt, Sara N, MA, (F)
St Francis Community And Family Service
Provider ID 3590498001
NPI: 1407120041
2330 N Kansas Ave Ste 4
Liberal, KS 67901
(620) 624-4468 ♿,P,EB,R

Fullagar, James R, MA, (M)
St Francis Community And Family Service
Provider ID 3590601001
NPI: 1669760062
2330 N Kansas Ave Ste 4
Liberal, KS 67901
(620) 624-4468 ♿,P,EB,R

Harrison, Sherrie, MS, (F)
Um Western Kansas Mexican American (FQHC)
Provider ID 5678099001
NPI: 1528430204
121 W 3rd St
Liberal, KS 67901
(620) 624-0463 ♿,P,EB,R

Holden, Andrea, MA, (F)
St Francis Community And Family Service
Provider ID 5320777002
NPI: 1457741233
2330 N Kansas Ave Ste 4
Liberal, KS 67901
(620) 624-4468 ♿,P,EB,R

Jackson, Nancy, MA, (F)
St Francis Community And Family Service
Provider ID 6278723001
NPI: 1336334416
2330 N Kansas Ave Ste 4
Liberal, KS 67901
(620) 624-4468 ♿,P,EB,R

Mersdorf-Foreman, Sarah M, MA, (F)
Southwest Guidance Center
Provider ID 2963090001
NPI: 1194853762
21 Plaza Dr
Liberal, KS 67901
(620) 624-0280 ♿,P,EB,R

Mersdorf-Foreman, Sarah M, MA, (F)
Southwest Guidance Center
Provider ID 2963090001
NPI: 1194853762
333 W 15th St
Liberal, KS 67901
(316) 624-8171 ♿,P,EB,R

Montague, Susan, MA, (F)
St Francis Community And Family Service
Provider ID 3558611002
NPI: 1548460439
2330 N Kansas Ave Ste 4
Liberal, KS 67901
(620) 624-4468 ♿,P,EB,R

O Hair, Melinda S, MA, (F)
St Francis Community And Family Service
Provider ID 6212678001
NPI: 1659720597
2330 N Kansas Ave Ste 4
Liberal, KS 67901
(620) 624-4468 ♿,P,EB,R

Rathbun, Cheryl A, MA, (F)
St Francis Community And Family Service
Provider ID 3584062002
NPI: 1629281431
2330 N Kansas Ave Ste 4
Liberal, KS 67901
(620) 624-4468 ♿,P,EB,R

Rhinehart, Stephanie, MA, (F)
St Francis Community And Family Service
Provider ID 3798816001
NPI: 1235551599
2330 N Kansas Ave Ste 4
Liberal, KS 67901
(620) 624-4468 ♿,P,EB,R

Sly, Theresa L, MS, (F)
St Francis Community And Family Service
Provider ID 3585473002
NPI: 1194062430
2330 N Kansas Ave Ste 4
Liberal, KS 67901
(620) 624-4468 ♿,P,EB,R

Smith, Leslie, MA, (F)
Southwest Guidance Center
Provider ID 3760660001
NPI: 1346390739
333 W 15th St
Liberal, KS 67901
(620) 624-8171 ♿,P,EB,R

Swain, Sarah L, MA, (F)
St Francis Community And Family Service
Provider ID 2949757001
NPI: 1255596110
2330 N Kansas Ave Ste 4
Liberal, KS 67901
(620) 624-4468 ♿,P,EB,R

Swenson, Rachel, MA, (F)
Southwest Guidance Center
Provider ID 6131850001
NPI: 1821448192
21 Plaza Dr
Liberal, KS 67901
(620) 624-0280 ♿,P,EB,R

Swenson, Rachel, MA, (F)
Southwest Guidance Center
Provider ID 6131850001
NPI: 1821448192
333 W 15th St
Liberal, KS 67901
(620) 624-8171 ♿,P,EB,R

Upshaw, Rebecca, MA, (F)
St Francis Community And Family Service
Provider ID 5181213001
NPI: 1952702953
2330 N Kansas Ave Ste 4
Liberal, KS 67901
(620) 624-4468 ♿,P,EB,R

Waltman, Michelle R, MA, (F)
St Francis Community And Family Service
Provider ID 3558419002
NPI: 1225219082
2330 N Kansas Ave Ste 4
Liberal, KS 67901
(620) 624-4468 ♿,P,EB,R

♿ = Wheelchair Accessible 🚻 = Provider is within one (1) mile of public transportation B = Board Certified
P = Parking EB = Exterior Building IB = Interior Building R = Restroom E = Exam Room
T = Exam Table/Scale/Chairs G = Gurneys & Stretchers PL = Portable Lifts RE = Radiologic Equipment
S = Signage & Documents

Sherman

Advanced Practice Registered
Psychiatric Nurse Practitioner

Jorgensen, Jackie L, NP, (F)
Goodland Regional Med Center/Prof
Fees
Provider ID 3119087002
NPI: 1316944069
106 Willow Rd
Goodland, KS 67735
(785) 890-6075 ☎,P,EB,R
Hospital Affiliations:
Goodland Regional Medical Center

Jorgensen, Jackie L, NP, (F)
Goodland Regional Med Center/Prof
Fees
Provider ID 3119087001
NPI: 1316944069
220 W 2nd St
Goodland, KS 67735
(785) 890-6075 ☎,P,EB,R
Hospital Affiliations:
Goodland Regional Medical Center

Malone, Jamie L, RN, (F)
High Plains Mental Health Center
Provider ID 3020804001
NPI: 1023155710
723 Main St
Goodland, KS 67735
(785) 899-5991 ☎,P,EB,R

Mindrup, Joseph, NP, (M)
High Plains Mental Health Center
Provider ID 3275139001
NPI: 1427191196
723 Main St
Goodland, KS 67735
(785) 899-5991 ☎,P,EB,R

Woolsey, Rebecca, MA, (F)
High Plains Mental Health Center
Provider ID 3558217001
NPI: 1205974714
723 Main St
Goodland, KS 67735
(785) 899-5991 ☎,P,EB,R

Alcohol & Drug Counselor

Bencken, Chris, MA, B
Thomas County Alcohol And Drug
Abuse Cou
Provider ID 3558072001
120 W 11th St
Goodland, KS 67735
(785) 462-6111

Weber, Sara D, MA, (F), B
Thomas County Alcohol And Drug
Abuse Cou
Provider ID 3558079001
120 W 11th St
Goodland, KS 67735
(785) 462-6111

Marriage & Family Therapy

Christians, Elizabeth A, LPC, (F)
High Plains Mental Health Center
Provider ID 3186064001
NPI: 1275699977
723 Main St
Goodland, KS 67735
(785) 899-5991 ☎,P,EB,R

Young, Jefferson D, LPC, (M)
High Plains Mental Health Center
Provider ID 3362157001
NPI: 1649322108

723 Main St
Goodland, KS 67735
(785) 899-5991 ☎,P,EB,R

Nurse - Clinical Mental Health

Mindrup, Joseph, NP, (M)
High Plains Mental Health Center
Provider ID 3275139001
NPI: 1427191196
723 Main St
Goodland, KS 67735
(785) 899-5991 ☎,P,EB,R

Nurse - Rn Mental Health

Malone, Jamie L, RN, (F)
High Plains Mental Health Center
Provider ID 3020804001
NPI: 1023155710
723 Main St
Goodland, KS 67735
(785) 899-5991 ☎,P,EB,R

Professional Counselor

Bales, Robin, MA, (F)
High Plains Mental Health Center
Provider ID 3558218001
NPI: 1700938784
723 Main St
Goodland, KS 67735
(785) 899-5991 ☎,P,EB,R

Brous, Mandi, MA, (F)
High Plains Mental Health Center
Provider ID 3558212001
NPI: 1215206222
723 Main St
Goodland, KS 67735
(785) 899-5991 ☎,P,EB,R

Campbell, Bob, MA, (M)
High Plains Mental Health Center
Provider ID 3545314001
NPI: 1811049042
723 Main St
Goodland, KS 67735
(785) 899-5991 ☎,P,EB,R

Christians, Elizabeth A, LPC, (F)
High Plains Mental Health Center
Provider ID 3186064001
NPI: 1275699977
723 Main St
Goodland, KS 67735
(785) 899-5991 ☎,P,EB,R

Dumler, Jodi J, MA, (F)
High Plains Mental Health Center
Provider ID 3601166001
NPI: 1659613701
723 Main St
Goodland, KS 67735
(785) 899-5991 ☎,P,EB,R

Elliott, Danielle, MA, (F)
High Plains Mental Health Center
Provider ID 6271819001
NPI: 1184172009
723 Main St
Goodland, KS 67735
(785) 899-5991 ☎,P,EB,R

Fossum, Robert J, LPC, (M)
High Plains Mental Health Center
Provider ID 3483737001
NPI: 1639448640
723 Main St
Goodland, KS 67735
(785) 899-5991 ☎,P,EB,R

Geyer, Crista, MA, (F)
High Plains Mental Health Center
Provider ID 3558193001
NPI: 1568756997

723 Main St
Goodland, KS 67735
(785) 899-5991 ☎,P,EB,R

Gilmore, Lyndsey M M, MA, (F)
High Plains Mental Health Center
Provider ID 5176143001
NPI: 1356744775
723 Main St
Goodland, KS 67735
(785) 899-5991 ☎,P,EB,R

Irwin, Stephanie A, MS, (F)
High Plains Mental Health Center
Provider ID 5041306003
NPI: 1336575232
723 Main St
Goodland, KS 67735
(785) 899-5991 ☎,P,EB,R

Karlin, Paul P, PHD, (M)
High Plains Mental Health Center
Provider ID 3545315001
NPI: 1114082245
723 Main St
Goodland, KS 67735
(785) 899-5991 ☎,P,EB,R

Mosiman, Gidget A, LPC, (F)
High Plains Mental Health Center
Provider ID 3017483001
NPI: 1851514780
723 Main St
Goodland, KS 67735
(785) 899-5991 ☎,P,EB,R

Oshio, Saki, CCC, (M)
High Plains Mental Health Center
Provider ID 3435078001
NPI: 1407102528
723 Main St
Goodland, KS 67735
(785) 899-5991 ☎,P,EB,R

Schwarz, Cary R, LPC, (F)
High Plains Mental Health Center
Provider ID 3174484001
NPI: 1457416596
723 Main St
Goodland, KS 67735
(785) 899-5991 ☎,P,EB,R

Shaffer, Catharine L, CCC, (F)
High Plains Mental Health Center
Provider ID 2999744001
NPI: 1346305489
723 Main St
Goodland, KS 67735
(785) 899-5991 ☎,P,EB,R

Stewart, Nickey, LPC, (M)
High Plains Mental Health Center
Provider ID 3101310001
NPI: 1821287459
723 Main St
Goodland, KS 67735
(785) 899-5991 ☎,P,EB,R

Van Horn, Rex, MA, (M)
Thomas County Alcohol And Drug
Abuse Cou
Provider ID 3558078001
120 W 11th St
Goodland, KS 67735
(785) 462-6111

Vetter, Sidney L, LPC, (M)
High Plains Mental Health Center
Provider ID 3236389001
NPI: 1073678108
723 Main St
Goodland, KS 67735
(785) 899-5991 ☎,P,EB,R

Wacker, Wendi, MA, (F)
Thomas County Alcohol And Drug
Abuse Cou
Provider ID 3545302001
120 W 11th St
Goodland, KS 67735
(785) 462-6111

Young, Ann, LPC, (F)
High Plains Mental Health Center
Provider ID 2672856001
NPI: 1588703623
723 Main St
Goodland, KS 67735
(785) 899-5991 ☎,P,EB,R

Psychiatric Nurse

Stice, Sonja, MA, (F), B
High Plains Mental Health Center
Provider ID 5671354001
NPI: 1578964037
723 Main St
Goodland, KS 67735
(785) 899-5991 ☎,P,EB,R

Psychiatry

Periola Patriarca, Virginia, MD, (F), B
High Plains Mental Health Center
Provider ID 3558224001
NPI: 1184774531
723 Main St
Goodland, KS 67735
(785) 899-5991 ☎,P,EB,R

Romerim, Mark E, MD, (M), B
High Plains Mental Health Center
Provider ID 1858609001
NPI: 1578621140
723 Main St
Goodland, KS 67735
(785) 899-5991 ☎,P,EB,R

Psychology

Anderson, David, PHD, (M), B
High Plains Mental Health Center
Provider ID 3567143001
NPI: 1255496667
723 Main St
Goodland, KS 67735
(785) 899-5991 ☎,P,EB,R

Dunn, Laura, MA, (F), B
High Plains Mental Health Center
Provider ID 3558209001
NPI: 1194093609
723 Main St
Goodland, KS 67735
(785) 899-5991 ☎,P,EB,R

Fossum, Robert J, LPC, (M), B
High Plains Mental Health Center
Provider ID 3483737001
NPI: 1639448640
723 Main St
Goodland, KS 67735
(785) 899-5991 ☎,P,EB,R

Grahs, Carl E, PHD, (M), B
High Plains Mental Health Center
Provider ID 3558188001
NPI: 1568527695
723 Main St
Goodland, KS 67735
(785) 899-5991 ☎,P,EB,R

Hill, Walter, PHD, (M), B
High Plains Mental Health Center
Provider ID 3558225001
NPI: 1083768741
723 Main St
Goodland, KS 67735
(785) 899-5991 ☎,P,EB,R

Karlin, Paul P, PHD, (M), B
High Plains Mental Health Center
Provider ID 3545315001
NPI: 1114082245
723 Main St
Goodland, KS 67735
(785) 899-5991 ☎,P,EB,R

Misegadis, Tina, PHD, (F), B
High Plains Mental Health Center
Provider ID 5903331001
NPI: 1801142443
723 Main St
Goodland, KS 67735
(785) 899-5991 ☎,P,EB,R

Oshio, Saki, CCC, (M), B
High Plains Mental Health Center
Provider ID 3435078001
NPI: 1407102528
723 Main St
Goodland, KS 67735
(785) 899-5991 ☎,P,EB,R

Rathburn, Katherine L, PHD, (F), B
High Plains Mental Health Center
Provider ID 2912492001
NPI: 1922118520
723 Main St
Goodland, KS 67735
(785) 899-5991 ☎,P,EB,R

Schwarz, Cary R, LPC, (F), B
High Plains Mental Health Center
Provider ID 3174484001
NPI: 1457416596
723 Main St
Goodland, KS 67735
(785) 899-5991 ☎,P,EB,R

Shaffer, Catharine L, CCC, (F), B
High Plains Mental Health Center
Provider ID 2999744001
NPI: 1346305489
723 Main St
Goodland, KS 67735
(785) 899-5991 ☎,P,EB,R

Social Worker - Licensed

Bencken, Chris, MA
Thomas County Alcohol And Drug
Abuse Cou
Provider ID 3558072001
120 W 11th St
Goodland, KS 67735
(785) 462-6111

Bird, Amy, MA, (F)
High Plains Mental Health Center
Provider ID 3558182001
NPI: 1023148517
723 Main St
Goodland, KS 67735
(785) 899-5991 ☎,P,EB,R

Colby, Jennifer, MA, (F)
High Plains Mental Health Center
Provider ID 3218856002
NPI: 1013172634
723 Main St
Goodland, KS 67735
(785) 899-5991 ☎,P,EB,R

Degenhardt, Amy F, CSW, (F)
High Plains Mental Health Center
Provider ID 3342087001
NPI: 1457671703
723 Main St
Goodland, KS 67735
(785) 899-5991 ☎,P,EB,R

Dumler, Jodi J, MA, (F)
High Plains Mental Health Center
Provider ID 3601166001
NPI: 1659613701
723 Main St
Goodland, KS 67735
(785) 899-5991 ☎,P,EB,R

Dunn, Laura, MA, (F)
High Plains Mental Health Center
Provider ID 3558209001
NPI: 1194093609
723 Main St
Goodland, KS 67735
(785) 899-5991 ☎,P,EB,R

Unless noted, all providers have regular office hours (M-F, 8 am- 5pm) and accept new patients. All providers are proficient in English unless otherwise noted.

Behavioral Health Providers

Kansas - Thomas

Geyer, Crista, MA, (F)
High Plains Mental Health Center
Provider ID 3558193001
 NPI: 1568756997
 723 Main St
 Goodland, KS 67735
 (785) 899-5991 ̢,P,EB,R

Kimple, Melinda A, CSW, (F)
High Plains Mental Health Center
Provider ID 3452725001
 NPI: 1124173075
 723 Main St
 Goodland, KS 67735
 (785) 899-5991 ̢,P,EB,R

Lindenman, Crystal, MA, (F)
High Plains Mental Health Center
Provider ID 6210495001
 NPI: 1528410040
 723 Main St
 Goodland, KS 67735
 (785) 899-5991 ̢,P,EB,R

Loon, Sandra G, CSW, (F)
High Plains Mental Health Center
Provider ID 3015427001
 NPI: 1114082526
 723 Main St
 Goodland, KS 67735
 (785) 899-5991 ̢,P,EB,R

Seaman, Brenda, MA, (F)
High Plains Mental Health Center
Provider ID 3558187001
 NPI: 1710042114
 723 Main St
 Goodland, KS 67735
 (785) 899-5991 ̢,P,EB,R

Sherfick, Jessica, MA, (F)
High Plains Mental Health Center
Provider ID 4713814001
 NPI: 1396159372
 723 Main St
 Goodland, KS 67735
 (785) 899-5991 ̢,P,EB,R

Winchester Hillmer, Tracy A, CSW, (F)
High Plains Mental Health Center
Provider ID 3048288001
 NPI: 1326103458
 723 Main St
 Goodland, KS 67735
 (785) 899-5991 ̢,P,EB,R

Woolsey, Rebecca, MA, (F)
High Plains Mental Health Center
Provider ID 3558217001
 NPI: 1205974714
 723 Main St
 Goodland, KS 67735
 (785) 899-5991 ̢,P,EB,R

Stanton

Psychoanalyst

Dowd, Sue A, PHD, (F), B
Sue A Dowd LLC
Provider ID 2583368001
 NPI: 1417944539
 102 N Prospect
 Johnson, KS 67855
 (620) 492-4250
 M 9:00 AM-12:00 PM
 Tu,W,Th 8:00 AM-5:00 PM
 F,Sa 9:00 AM-5:00 PM

Psychology

Dowd, Sue A, PHD, (F), B
Sue A Dowd LLC
Provider ID 2583368001
 NPI: 1417944539

102 N Prospect
 Johnson, KS 67855
 (620) 492-4250
 M 9:00 AM-12:00 PM
 Tu,W,Th 8:00 AM-5:00 PM
 F,Sa 9:00 AM-5:00 PM

Stevens

Marriage & Family Therapy

Crites, Nicole L, MS, (F)
Crites Nicole
Provider ID 3567400001
 NPI: 1902116650
 606 S Main St
 Hugoton, KS 67951
 (620) 544-4357 ̢,P,EB,R
 M,Th 8:00 AM-5:00 PM
 Tu,W,F 9:30 AM-7:00 PM

Lewis, Marshall, MA, (M)
Southwest Guidance Center
Provider ID 2401457001
 NPI: 1740231794
 1006 S Jackson St
 Hugoton, KS 67951
 (620) 624-8511 ̢,P,EB,R

Snow, Anthony, MA, (M)
Southwest Guidance Center
Provider ID 2401449001
 NPI: 1477505097
 1006 S Jackson St
 Hugoton, KS 67951
 (620) 624-8511 ̢,P,EB,R

Nurse - Clinical Mental Health

Gant, Elizabeth, NP, (F)
Southwest Guidance Center
Provider ID 3089051002
 NPI: 1639121247
 1006 S Jackson St
 Hugoton, KS 67951
 (620) 624-8511 ̢,P,EB,R

Professional Counselor

Lewis, Marshall, MA, (M)
Southwest Guidance Center
Provider ID 2401457001
 NPI: 1740231794
 1006 S Jackson St
 Hugoton, KS 67951
 (620) 624-8511 ̢,P,EB,R

Martin, Amy, MA, (F)
Southwest Guidance Center
Provider ID 5736535001
 NPI: 1841505393
 1006 S Jackson St
 Hugoton, KS 67951
 (620) 624-8511 ̢,P,EB,R

Snow, Anthony, MA, (M)
Southwest Guidance Center
Provider ID 2401449001
 NPI: 1477505097
 1006 S Jackson St
 Hugoton, KS 67951
 (620) 624-8511 ̢,P,EB,R

Psychiatry

Heger, Rodrick J, DO, (M), B
Stevens County Rural Health Clinic
Provider ID 2549715003
 NPI: 1932134194
 1006 S Jackson St Ste 10
 Hugoton, KS 67951
 (620) 544-8563 ̢,P,EB,R
 Hospital Affiliations:
 Stevens County Hospital
 William Newton Memorial Hospital

Psychology

Bissell, Leslie D, PHD, (F), B
Southwest Guidance Center
Provider ID 3558470001
 NPI: 1720030018
 1006 S Jackson St
 Hugoton, KS 67951
 (620) 624-8511 ̢,P,EB,R

Social Worker - Licensed

Mersdorf-Foreman, Sarah M, MA, (F)
Southwest Guidance Center
Provider ID 2963090001
 NPI: 1194853762
 1006 S Jackson St
 Hugoton, KS 67951
 (620) 624-8511 ̢,P,EB,R

Smith, Leslie, MA, (F)
Southwest Guidance Center
Provider ID 3706600001
 NPI: 1346390739
 1006 S Jackson St
 Hugoton, KS 67951
 (620) 624-8511 ̢,P,EB,R

Swenson, Rachel, MA, (F)
Southwest Guidance Center
Provider ID 6131850001
 NPI: 1821448192
 1006 S Jackson St
 Hugoton, KS 67951
 (620) 624-8511 ̢,P,EB,R

Thomas

Advanced Practice Registered
Psychiatric Nurse Practitioner

Malone, Jamie L, RN, (F)
High Plains Mental Health Center
Provider ID 3020804001
 NPI: 1023155710
 750 S Range Ave
 Colby, KS 67701
 (785) 462-6774 ̢,P,EB,R

Mindrup, Joseph, NP, (M)
High Plains Mental Health Center
Provider ID 3275139001
 NPI: 1427191196
 750 S Range Ave
 Colby, KS 67701
 (785) 462-6774 ̢,P,EB,R

Werth, Irene E, MS, (F)
St Francis Community And Family Service
Provider ID 2373926002
 NPI: 1770558538
 180 W 5th St
 Colby, KS 67701
 (785) 462-6679 ̢,P,EB,R

Woolsey, Rebecca, MA, (F)
High Plains Mental Health Center
Provider ID 3558217001
 NPI: 1205974714
 750 S Range Ave
 Colby, KS 67701
 (785) 462-6774 ̢,P,EB,R

Alcohol & Drug Counselor

Ackerson, Kelly E, MA, (F), B
St Francis Community And Family Service
Provider ID 3558536002
 NPI: 1013189703

180 W 5th St
 Colby, KS 67701
 (785) 462-6679 ̢,P,EB,R

Bencken, Chris, MA, B
Thomas County Alcohol And Drug Abuse Cou
Provider ID 3558072001
 1675 W 4th St
 Colby, KS 67701
 (785) 462-6111 ̢,P,EB,R

Weber, Sara D, MA, (F), B
Thomas County Alcohol And Drug Abuse Cou
Provider ID 3558079001
 1675 W 4th St
 Colby, KS 67701
 (785) 462-6111 ̢,P,EB,R

Marriage & Family Therapy

Augustus, Teri, MA, (F)
St Francis Community And Family Service
Provider ID 3570694002
 NPI: 1891903829
 180 W 5th St
 Colby, KS 67701
 (785) 462-6679 ̢,P,EB,R

Avers, Barry, MA, (M)
St Francis Community And Family Service
Provider ID 5342551001
 NPI: 1215329222
 180 W 5th St
 Colby, KS 67701
 (785) 462-6679 ̢,P,EB,R

Baird, Laura L, MA, (F)
St Francis Community And Family Service
Provider ID 6199407001
 NPI: 1720435761
 180 W 5th St
 Colby, KS 67701
 (785) 462-6679 ̢,P,EB,R

Baker, Karen L, MA, (F)
St Francis Community And Family Service
Provider ID 3598549001
 NPI: 1386974699
 180 W 5th St
 Colby, KS 67701
 (785) 462-6679 ̢,P,EB,R

Christians, Elizabeth A, LPC, (F)
High Plains Mental Health Center
Provider ID 3186064001
 NPI: 1275699977
 750 S Range Ave
 Colby, KS 67701
 (785) 462-6774 ̢,P,EB,R

Cornwell, Pamela A, MA, (F)
St Francis Community And Family Service
Provider ID 3590565001
 NPI: 1215064753
 180 W 5th St
 Colby, KS 67701
 (785) 462-6679 ̢,P,EB,R

Geide, Jessica, MA, (F)
St Francis Community And Family Service
Provider ID 5701755001
 NPI: 1922476464
 180 W 5th St
 Colby, KS 67701
 (785) 462-6679 ̢,P,EB,R

Hastings, C B, MA, (M)
St Francis Community And Family Service
Provider ID 3576890002
 NPI: 1184824575

180 W 5th St
 Colby, KS 67701
 (785) 462-6679 ̢,P,EB,R

Herrera, Marcus, MA, (M)
St Francis Community And Family Service
Provider ID 6203216001
 NPI: 1629523386
 180 W 5th St
 Colby, KS 67701
 (785) 462-6679 ̢,P,EB,R

Hoffman, Emily N, MS, (F)
St Francis Community And Family Service
Provider ID 3590610001
 NPI: 1386996536
 180 W 5th St
 Colby, KS 67701
 (785) 462-6679 ̢,P,EB,R

Kelliher, Sandra, MA, (F)
St Francis Community And Family Service
Provider ID 3585496002
 NPI: 1811180896
 180 W 5th St
 Colby, KS 67701
 (785) 462-6679 ̢,P,EB,R

Kroeker, Jennifer, MA, (F)
St Francis Community And Family Service
Provider ID 5760713001
 NPI: 1386015048
 180 W 5th St
 Colby, KS 67701
 (785) 462-6679 ̢,P,EB,R

Ladd, Julie, LPC, (F)
St Francis Community And Family Service
Provider ID 3524487001
 NPI: 1730446691
 180 W 5th St
 Colby, KS 67701
 (785) 462-6679 ̢,P,EB,R

Laudick, Sharon, MA, (F)
St Francis Community And Family Service
Provider ID 5537557001
 NPI: 1477944619
 180 W 5th St
 Colby, KS 67701
 (785) 462-6679 ̢,P,EB,R

Mcarthur, Victoria L, MA, (F)
St Francis Community And Family Service
Provider ID 3591105001
 NPI: 1316175003
 180 W 5th St
 Colby, KS 67701
 (785) 462-6679 ̢,P,EB,R

Miller, Linda, MA, (F)
St Francis Community And Family Service
Provider ID 3589373002
 NPI: 1609085224
 180 W 5th St
 Colby, KS 67701
 (785) 462-6679 ̢,P,EB,R

Suchan, Diahann M, MS, (F)
St Francis Community And Family Service
Provider ID 2841619001
 NPI: 1932194073
 180 W 5th St
 Colby, KS 67701
 (785) 462-6679 ̢,P,EB,R

Tonn, Teresa J, MA, (F)
St Francis Community And Family Service
Provider ID 3558504002
 NPI: 1770799256

̢ = Wheelchair Accessible ̢ = Provider is within one (1) mile of public transportation B = Board Certified
 P = Parking EB = Exterior Building IB = Interior Building R = Restroom E = Exam Room
 T = Exam Table/Scale/Chairs G = Gurneys & Stretchers PL = Portable Lifts RE = Radiologic Equipment
 S = Signage & Documents

180 W 5th St
Colby, KS 67701
(785) 462-6679 ☎P,EB,R

Young, Jefferson D, LPC, (M)
High Plains Mental Health Center
Provider ID 3362157001
NPI: 1649322108
750 S Range Ave
Colby, KS 67701
(785) 462-6774 ☎P,EB,R

Nurse - Clinical Mental Health

Mindrup, Joseph, NP, (M)
High Plains Mental Health Center
Provider ID 3275139001
NPI: 1427191196
750 S Range Ave
Colby, KS 67701
(785) 462-6774 ☎P,EB,R

Nurse - Rn Mental Health

Malone, Jamie L, RN, (F)
High Plains Mental Health Center
Provider ID 3020804001
NPI: 1023155710
750 S Range Ave
Colby, KS 67701
(785) 462-6774 ☎P,EB,R

Professional Counselor

Abercrombie, Lacy D D, MA, (F)
St Francis Community And Family Service
Provider ID 5342634001
NPI: 1437541927
180 W 5th St
Colby, KS 67701
(785) 462-6679 ☎P,EB,R

Ackerson, Kelly E, MA, (F)
St Francis Community And Family Service
Provider ID 3558536002
NPI: 1013189703
180 W 5th St
Colby, KS 67701
(785) 462-6679 ☎P,EB,R

Augustus, Teri, MA, (F)
St Francis Community And Family Service
Provider ID 3570694002
NPI: 1891903829
180 W 5th St
Colby, KS 67701
(785) 462-6679 ☎P,EB,R

Baden, Alisa L, MA, (F)
St Francis Community And Family Service
Provider ID 3585036002
NPI: 1316297724
180 W 5th St
Colby, KS 67701
(785) 462-6679 ☎P,EB,R

Bales, Robin, MA, (F)
High Plains Mental Health Center
Provider ID 3558218001
NPI: 1700938784
750 S Range Ave
Colby, KS 67701
(785) 462-6774 ☎P,EB,R

Boss, Autumn E, MA, (F)
St Francis Community And Family Service
Provider ID 6208706001
NPI: 1346699410
180 W 5th St
Colby, KS 67701
(785) 462-6679 ☎P,EB,R

Brous, Mandi, MA, (F)
High Plains Mental Health Center
Provider ID 3558212001
NPI: 1215206222
750 S Range Ave
Colby, KS 67701
(785) 462-6774 ☎P,EB,R

Brungardt, Sara N, MA, (F)
St Francis Community And Family Service
Provider ID 3590498001
NPI: 1407120041
180 W 5th St
Colby, KS 67701
(785) 462-6679 ☎P,EB,R

Burden, Jeremy A, MA, (M)
St Francis Community And Family Service
Provider ID 3589827002
NPI: 1467736009
180 W 5th St
Colby, KS 67701
(785) 462-6679 ☎P,EB,R

Callstrom, Ashley, MA, (F)
St Francis Community And Family Service
Provider ID 5701686001
NPI: 1174994727
180 W 5th St
Colby, KS 67701
(785) 462-6679 ☎P,EB,R

Campbell, Bob, MA, (M)
High Plains Mental Health Center
Provider ID 3545314001
NPI: 1811049042
750 S Range Ave
Colby, KS 67701
(785) 462-6774 ☎P,EB,R

Christians, Elizabeth A, LPC, (F)
High Plains Mental Health Center
Provider ID 3186064001
NPI: 1275699977
750 S Range Ave
Colby, KS 67701
(785) 462-6774 ☎P,EB,R

Clavel Cardoza, Meridith J, MA, (F)
St Francis Community And Family Service
Provider ID 3558539002
NPI: 1366637118
180 W 5th St
Colby, KS 67701
(785) 462-6679 ☎P,EB,R

Cleveland, Heidi, MA, (F)
St Francis Community And Family Service
Provider ID 5537424001
NPI: 1982095147
180 W 5th St
Colby, KS 67701
(785) 462-6679 ☎P,EB,R

Davis, James W, LPC, MS, (M)
Turning Point Professional Counseling Se
Provider ID 3024588001
NPI: 1477758704
990 S Range Ave Ste 7
Colby, KS 67701
(785) 628-3575 ☎P,EB,R
M-F 9:00 AM-5:00 PM

Dumler, Jodi J, MA, (F)
High Plains Mental Health Center
Provider ID 3601166001
NPI: 1659613701
750 S Range Ave
Colby, KS 67701
(785) 462-6774 ☎P,EB,R

Dunkerley, Stacy N, MA, (F)
St Francis Community And Family Service
Provider ID 3590572001
NPI: 1508110545
180 W 5th St
Colby, KS 67701
(785) 462-6679 ☎P,EB,R

Elliott, Danielle, MA, (F)
High Plains Mental Health Center
Provider ID 6271819001
NPI: 1184172009
750 S Range Ave
Colby, KS 67701
(785) 462-6774 ☎P,EB,R

Fossum, Robert J, LPC, (M)
High Plains Mental Health Center
Provider ID 3483737001
NPI: 1639448640
750 S Range Ave
Colby, KS 67701
(785) 462-6774 ☎P,EB,R

Fowlkes, Kristin, MA, (F)
St Francis Community And Family Service
Provider ID 3576277002
NPI: 1245599323
180 W 5th St
Colby, KS 67701
(785) 462-6679 ☎P,EB,R

Fullagar, James R, MA, (M)
St Francis Community And Family Service
Provider ID 3590601001
NPI: 1669760062
180 W 5th St
Colby, KS 67701
(785) 462-6679 ☎P,EB,R

Geyer, Crista, MA, (F)
High Plains Mental Health Center
Provider ID 3558193001
NPI: 1568756997
750 S Range Ave
Colby, KS 67701
(785) 462-6774 ☎P,EB,R

Gilmore, Lyndsey M M, MA, (F)
High Plains Mental Health Center
Provider ID 5176143001
NPI: 1356744775
750 S Range Ave
Colby, KS 67701
(785) 462-6774 ☎P,EB,R

Haldeman Smith, Sarah A A, MA, (F)
St Francis Community And Family Service
Provider ID 4856791001
NPI: 1962601013
180 W 5th St
Colby, KS 67701
(785) 462-6679 ☎P,EB,R

Hawley, Samantha, MA, (F)
St Francis Community And Family Service
Provider ID 6134821001
NPI: 1487004735
180 W 5th St
Colby, KS 67701
(785) 462-6679 ☎P,EB,R

Hemberger, Chelsea M, MA, (F)
St Francis Community And Family Service
Provider ID 3646780002
NPI: 1184966459
180 W 5th St
Colby, KS 67701
(785) 462-6679 ☎P,EB,R

Herrera, Marcus, MA, (M)
St Francis Community And Family Service
Provider ID 6203216001
NPI: 1629523386
180 W 5th St
Colby, KS 67701
(785) 462-6679 ☎P,EB,R

Hoffman, Emily N, MS, (F)
St Francis Community And Family Service
Provider ID 3590610001
NPI: 1386996536
180 W 5th St
Colby, KS 67701
(785) 462-6679 ☎P,EB,R

Holden, Andrea, MA, (F)
St Francis Community And Family Service
Provider ID 5320777002
NPI: 1457741233
180 W 5th St
Colby, KS 67701
(785) 462-6679 ☎P,EB,R

Holmes, Debbie L, MA, (F)
St Francis Community And Family Service
Provider ID 3599908001
NPI: 1184740995
180 W 5th St
Colby, KS 67701
(785) 462-6679 ☎P,EB,R

Houshova, Alena, MA, (F)
St Francis Community And Family Service
Provider ID 6173669001
NPI: 1508236191
180 W 5th St
Colby, KS 67701
(785) 462-6679 ☎P,EB,R

Hundertmark, Denise M, MA, (F)
St Francis Community And Family Service
Provider ID 3590611001
NPI: 1790050904
180 W 5th St
Colby, KS 67701
(785) 462-6679 ☎P,EB,R

Irwin, Stephanie A, MS, (F)
High Plains Mental Health Center
Provider ID 5041306003
NPI: 1336575232
750 S Range Ave
Colby, KS 67701
(785) 462-6774 ☎P,EB,R

Karlin, Paul P, PHD, (M)
High Plains Mental Health Center
Provider ID 3545315001
NPI: 1114082245
750 S Range Ave
Colby, KS 67701
(785) 462-6774 ☎P,EB,R

Kelliher, Sandra, MA, (F)
St Francis Community And Family Service
Provider ID 3585496002
NPI: 1811180896
180 W 5th St
Colby, KS 67701
(785) 462-6679 ☎P,EB,R

Kemper, Ruth E, MA, (F)
St Francis Community And Family Service
Provider ID 3558542002
NPI: 1942495171
180 W 5th St
Colby, KS 67701
(785) 462-6679 ☎P,EB,R

Lane, Kelly, MA
St Francis Community And Family Service
Provider ID 6106388001
NPI: 1124474119
180 W 5th St
Colby, KS 67701
(785) 462-6679 ☎P,EB,R

Lang, David J, MA, (M)
St Francis Community And Family Service
Provider ID 3584045002
NPI: 1952500282
180 W 5th St
Colby, KS 67701
(785) 462-6679 ☎P,EB,R

Lang, Kerstin J, MA, (F)
St Francis Community And Family Service
Provider ID 3584048002
NPI: 1306045638
180 W 5th St
Colby, KS 67701
(785) 462-6679 ☎P,EB,R

Lemuz, Jesse J, MA, (M)
St Francis Community And Family Service
Provider ID 3591077001
NPI: 1740569086
180 W 5th St
Colby, KS 67701
(785) 462-6679 ☎P,EB,R

Lubbers, Stacie, MA, (F)
St Francis Community And Family Service
Provider ID 5901158001
NPI: 1114385192
180 W 5th St
Colby, KS 67701
(785) 462-6679 ☎P,EB,R

Lyon, Shawna D, MA, (F)
St Francis Community And Family Service
Provider ID 3591092001
NPI: 1316236839
180 W 5th St
Colby, KS 67701
(785) 462-6679 ☎P,EB,R

Mcclain, Kathleen, MA, (F)
St Francis Community And Family Service
Provider ID 3599951001
NPI: 1164768578
180 W 5th St
Colby, KS 67701
(785) 462-6679 ☎P,EB,R

McCullough, Marci D, MA, (F)
St Francis Community And Family Service
Provider ID 3591229001
NPI: 1386843266
180 W 5th St
Colby, KS 67701
(785) 462-6679 ☎P,EB,R

Middleton, Pamela, MA, (F)
St Francis Community And Family Service
Provider ID 6199441001
NPI: 1457702912
180 W 5th St
Colby, KS 67701
(785) 462-6679 ☎P,EB,R

Miller, Meghan D D, MA, (F)
St Francis Community And Family Service
Provider ID 5524257001
NPI: 1437531639
180 W 5th St
Colby, KS 67701
(785) 462-6679 ☎P,EB,R

Unless noted, all providers have regular office hours (M-F, 8 am- 5pm) and accept new patients. All providers are proficient in English unless otherwise noted.

Behavioral Health Providers

Kansas - Thomas

Montague, Susan, MA, (F)
St Francis Community And Family Service
Provider ID 3558611002
NPI: 1548460439
180 W 5th St
Colby, KS 67701
(785) 462-6679 ☎,P,EB,R

Mosiman, Gidget A, LPC, (F)
High Plains Mental Health Center
Provider ID 3017483001
NPI: 1851514780
750 S Range Ave
Colby, KS 67701
(785) 462-6774 ☎,P,EB,R

Murillo, Tammy D D, MA, (F)
St Francis Community And Family Service
Provider ID 5324440001
NPI: 1477943702
180 W 5th St
Colby, KS 67701
(785) 462-6679 ☎,P,EB,R

Naillieux, Kristina, MA, (F)
St Francis Community And Family Service
Provider ID 5870783001
NPI: 1346613817
180 W 5th St
Colby, KS 67701
(785) 462-6679 ☎,P,EB,R

Oshio, Saki, CCC, (M)
High Plains Mental Health Center
Provider ID 3435078001
NPI: 1407102528
750 S Range Ave
Colby, KS 67701
(785) 462-6774 ☎,P,EB,R

Pace, James S, MA, (M)
St Francis Community And Family Service
Provider ID 3572874002
NPI: 1437344231
180 W 5th St
Colby, KS 67701
(785) 462-6679 ☎,P,EB,R

Ptacek, Elaine V, MS, (F)
Heartland Rural Counseling
Provider ID 2072028002
NPI: 1134323124
485 W 4th St Ste C
Colby, KS 67701
(785) 460-7588 ☎,P,EB,R
M-Th 8:00 AM-9:00 PM
F 8:00 AM-6:00 PM
Hospital Affiliations:
Citizens Medical Center

Rathbun, Cheryl A, MA, (F)
St Francis Community And Family Service
Provider ID 3584062002
NPI: 1629281431
180 W 5th St
Colby, KS 67701
(785) 462-6679 ☎,P,EB,R

Rico, Mary F, MA, (F)
St Francis Community And Family Service
Provider ID 3588311001
NPI: 1033463757
180 W 5th St
Colby, KS 67701
(785) 462-6679 ☎,P,EB,R

Rodenbeck, Krysten M, MA, (F)
St Francis Community And Family Service
Provider ID 3591274001
NPI: 1881840387
180 W 5th St
Colby, KS 67701
(785) 462-6679 ☎,P,EB,R

Sandlin, Kelly, MA, (F)
St Francis Community And Family Service
Provider ID 5176136001
NPI: 1831592716
180 W 5th St
Colby, KS 67701
(785) 462-6679 ☎,P,EB,R

Schwarz, Cary R, LPC, (F)
High Plains Mental Health Center
Provider ID 3174484001
NPI: 1457416596
750 S Range Ave
Colby, KS 67701
(785) 462-6774 ☎,P,EB,R

Shaffer, Catharine L, CCC, (F)
High Plains Mental Health Center
Provider ID 2999744001
NPI: 1346305489
750 S Range Ave
Colby, KS 67701
(785) 462-6774 ☎,P,EB,R

Shirkey, Michael L, MA, (M)
St Francis Community And Family Service
Provider ID 3591788001
NPI: 1568748903
180 W 5th St
Colby, KS 67701
(785) 462-6679 ☎,P,EB,R

Stewart, Nickey, LPC, (M)
High Plains Mental Health Center
Provider ID 3101310001
NPI: 1821287459
750 S Range Ave
Colby, KS 67701
(785) 462-6774 ☎,P,EB,R

Swain, Sarah L, MA, (F)
St Francis Community And Family Service
Provider ID 2949757001
NPI: 1255596110
180 W 5th St
Colby, KS 67701
(785) 462-6679 ☎,P,EB,R

Telles, Yeni, MA
St Francis Community And Family Service
Provider ID 6025646001
NPI: 1710350525
180 W 5th St
Colby, KS 67701
(785) 462-6679 ☎,P,EB,R

Trendel, Lanie R, MA, (F)
St Francis Community And Family Service
Provider ID 3591817001
NPI: 1942513304
180 W 5th St
Colby, KS 67701
(785) 462-6679 ☎,P,EB,R

Ultinger, Amy L, MS, (F)
St Francis Community And Family Service
Provider ID 3558097003
NPI: 1992038897
180 W 5th St
Colby, KS 67701
(785) 462-6679 ☎,P,EB,R

Van Horn, Rex, MA, (M)
Thomas County Alcohol And Drug Abuse Cou
Provider ID 3558078001
NPI: 1675 W 4th St
Colby, KS 67701
(785) 462-6111 ☎,P,EB,R

Vetter, Sidney L, LPC, (M)
High Plains Mental Health Center
Provider ID 3236389001
NPI: 1073678108

750 S Range Ave
Colby, KS 67701
(785) 462-6774 ☎,P,EB,R

Voth, Jennifer, MA, (F)
St Francis Community And Family Service
Provider ID 3558532002
NPI: 1063455525
180 W 5th St
Colby, KS 67701
(785) 462-6679 ☎,P,EB,R

Wacker, Wendi, MA, (F)
Thomas County Alcohol And Drug Abuse Cou
Provider ID 3545302001
NPI: 1675 W 4th St
Colby, KS 67701
(785) 462-6111 ☎,P,EB,R

Weber, Lori, MA, (F)
St Francis Community And Family Service
Provider ID 3558141002
NPI: 1043556830
180 W 5th St
Colby, KS 67701
(785) 462-6679 ☎,P,EB,R

Williams, Julie K, MA, (F)
St Francis Community And Family Service
Provider ID 3591833001
NPI: 1285931915
180 W 5th St
Colby, KS 67701
(785) 462-6679 ☎,P,EB,R

Winslow, Brooke A, MSW, (F)
St Francis Community And Family Service
Provider ID 3652268001
NPI: 1760685879
180 W 5th St
Colby, KS 67701
(785) 462-6679 ☎,P,EB,R

Young, Ann, LPC, (F)
High Plains Mental Health Center
Provider ID 2672856001
NPI: 1588703623
750 S Range Ave
Colby, KS 67701
(785) 462-6774 ☎,P,EB,R

Psychiatric Nurse

Stice, Sonja, MA, (F), B
High Plains Mental Health Center
Provider ID 5671354001
NPI: 1578964037
750 S Range Ave
Colby, KS 67701
(785) 462-6774 ☎,P,EB,R

Werth, Irene E, MS, (F), B
St Francis Community And Family Service
Provider ID 2373926002
NPI: 1770558538
180 W 5th St
Colby, KS 67701
(785) 462-6679 ☎,P,EB,R

Psychiatry

Periola Patriarca, Virginia, MD, (F), B
High Plains Mental Health Center
Provider ID 3558224001
NPI: 1184774531
750 S Range Ave
Colby, KS 67701
(785) 462-6774 ☎,P,EB,R

Romereim, Mark E, MD, (M), B
High Plains Mental Health Center
Provider ID 1858609001
NPI: 1578621140
750 S Range Ave
Colby, KS 67701
(785) 462-6774 ☎,P,EB,R

Psychology

Anderson, David, PHD, (M), B
High Plains Mental Health Center
Provider ID 3567143001
NPI: 1255496667
750 S Range Ave
Colby, KS 67701
(785) 462-6774 ☎,P,EB,R

Dunn, Laura, MA, (F), B
High Plains Mental Health Center
Provider ID 3558209001
NPI: 1194093609
750 S Range Ave
Colby, KS 67701
(785) 462-6774 ☎,P,EB,R

Fossum, Robert J, LPC, (M), B
High Plains Mental Health Center
Provider ID 3483737001
NPI: 1639448640
750 S Range Ave
Colby, KS 67701
(785) 462-6774 ☎,P,EB,R

Grabs, Carl E, PHD, (M), B
High Plains Mental Health Center
Provider ID 3558188001
NPI: 1568527695
750 S Range Ave
Colby, KS 67701
(785) 462-6774 ☎,P,EB,R

Hill, Walter, PHD, (M), B
High Plains Mental Health Center
Provider ID 358225001
NPI: 1083768741
750 S Range Ave
Colby, KS 67701
(785) 462-6774 ☎,P,EB,R

Karlin, Paul P, PHD, (M), B
High Plains Mental Health Center
Provider ID 3545315001
NPI: 1114082245
750 S Range Ave
Colby, KS 67701
(785) 462-6774 ☎,P,EB,R

Lanning, Amanda J, MA, (F), B
Heartland Rural Counseling
Provider ID 3584313001
NPI: 1851671184
485 W 4th St
Colby, KS 67701
(785) 460-7588 ☎,P,EB,R
M-F 8:00 AM-6:00 PM

Misegadis, Tina, PHD, (F), B
High Plains Mental Health Center
Provider ID 5903331001
NPI: 1801142443
750 S Range Ave
Colby, KS 67701
(785) 462-6774 ☎,P,EB,R

Oshio, Saki, CCC, (M), B
High Plains Mental Health Center
Provider ID 3435078001
NPI: 1407102528
750 S Range Ave
Colby, KS 67701
(785) 462-6774 ☎,P,EB,R

Rathburn, Katherine L, PHD, (F), B
High Plains Mental Health Center
Provider ID 2912492001
NPI: 1922118520

750 S Range Ave
Colby, KS 67701
(785) 462-6774 ☎,P,EB,R

Schwarz, Cary R, LPC, (F), B
High Plains Mental Health Center
Provider ID 3174484001
NPI: 1457416596
750 S Range Ave
Colby, KS 67701
(785) 462-6774 ☎,P,EB,R

Shaffer, Catharine L, CCC, (F), B
High Plains Mental Health Center
Provider ID 2999744001
NPI: 1346305489
750 S Range Ave
Colby, KS 67701
(785) 462-6774 ☎,P,EB,R

Social Worker

Leichliter, Laci, MSW, (F), B
St Francis Community And Family Service
Provider ID 5316763002
NPI: 1427453141
180 W 5th St
Colby, KS 67701
(785) 462-6679 ☎,P,EB,R

Social Worker - Licensed

Andrasek, Stephanie, MA, (F)
St Francis Community And Family Service
Provider ID 6219880001
NPI: 1720438153
180 W 5th St
Colby, KS 67701
(785) 462-6679 ☎,P,EB,R

Barber, Robert L, MSW, (M)
St Francis Community And Family Service
Provider ID 3535403002
NPI: 1356550958
180 W 5th St
Colby, KS 67701
(785) 462-6679 ☎,P,EB,R

Bencken, Chris, MA
Thomas County Alcohol And Drug Abuse Cou
Provider ID 3558072001
NPI: 1675 W 4th St
Colby, KS 67701
(785) 462-6111 ☎,P,EB,R

Bird, Amy, MA, (F)
High Plains Mental Health Center
Provider ID 3558182001
NPI: 1023148517
750 S Range Ave
Colby, KS 67701
(785) 462-6774 ☎,P,EB,R

Boss, Autumn E, MA, (F)
St Francis Community And Family Service
Provider ID 6208706001
NPI: 1346699410
180 W 5th St
Colby, KS 67701
(785) 462-6679 ☎,P,EB,R

Boutz, Alice, MA, (F)
St Francis Community And Family Service
Provider ID 6103720001
NPI: 1518312834
180 W 5th St
Colby, KS 67701
(785) 462-6679 ☎,P,EB,R

☎ = Wheelchair Accessible 🚶 = Provider is within one (1) mile of public transportation B = Board Certified
P = Parking EB = Exterior Building IB = Interior Building R = Restroom E = Exam Room
T = Exam Table/Scale/Chairs G = Gurneys & Stretchers PL = Portable Lifts RE = Radiologic Equipment
S = Signage & Documents

Brungardt, Sara N, MA, (F)
St Francis Community And Family Service

Provider ID 3590498001
NPI: 1407120041
180 W 5th St
Colby, KS 67701
(785) 462-6679 🇺🇸,P,EB,R

Colby, Jennifer, MA, (F)
High Plains Mental Health Center

Provider ID 3218856002
NPI: 1013172634
750 S Range Ave
Colby, KS 67701
(785) 462-6774 🇺🇸,P,EB,R

Degenhardt, Amy F, CSW, (F)
High Plains Mental Health Center

Provider ID 3342087001
NPI: 1457671703
750 S Range Ave
Colby, KS 67701
(785) 462-6774 🇺🇸,P,EB,R

Dumler, Jodi J, MA, (F)
High Plains Mental Health Center

Provider ID 3601166001
NPI: 1659613701
750 S Range Ave
Colby, KS 67701
(785) 462-6774 🇺🇸,P,EB,R

Dunn, Laura, MA, (F)
High Plains Mental Health Center

Provider ID 3558209001
NPI: 1194093609
750 S Range Ave
Colby, KS 67701
(785) 462-6774 🇺🇸,P,EB,R

Fullagar, James R, MA, (M)
St Francis Community And Family Service

Provider ID 3590601001
NPI: 1669760062
180 W 5th St
Colby, KS 67701
(785) 462-6679 🇺🇸,P,EB,R

Geyer, Crista, MA, (F)
High Plains Mental Health Center

Provider ID 3558193001
NPI: 1568756997
750 S Range Ave
Colby, KS 67701
(785) 462-6774 🇺🇸,P,EB,R

Holden, Andrea, MA, (F)
St Francis Community And Family Service

Provider ID 5320777002
NPI: 1457741233
180 W 5th St
Colby, KS 67701
(785) 462-6679 🇺🇸,P,EB,R

Jackson, Nancy, MA, (F)
St Francis Community And Family Service

Provider ID 6278723001
NPI: 1336334416
180 W 5th St
Colby, KS 67701
(785) 462-6679 🇺🇸,P,EB,R

Kimple, Melinda A, CSW, (F)
High Plains Mental Health Center

Provider ID 3452725001
NPI: 1124173075
750 S Range Ave
Colby, KS 67701
(785) 462-6774 🇺🇸,P,EB,R

Lindenman, Crystal, MA, (F)
High Plains Mental Health Center

Provider ID 6210495001
NPI: 1528410040

750 S Range Ave
Colby, KS 67701
(785) 462-6774 🇺🇸,P,EB,R

Loon, Sandra G, CSW, (F)
High Plains Mental Health Center

Provider ID 3015427001
NPI: 1114082526
750 S Range Ave
Colby, KS 67701
(785) 462-6774 🇺🇸,P,EB,R

Montague, Susan, MA, (F)
St Francis Community And Family Service

Provider ID 3558611002
NPI: 1548460439
180 W 5th St
Colby, KS 67701
(785) 462-6679 🇺🇸,P,EB,R

O Hair, Melinda S, MA, (F)
St Francis Community And Family Service

Provider ID 6212678001
NPI: 1659720597
180 W 5th St
Colby, KS 67701
(785) 462-6679 🇺🇸,P,EB,R

Rathbun, Cheryl A, MA, (F)
St Francis Community And Family Service

Provider ID 3584062002
NPI: 1629281431
180 W 5th St
Colby, KS 67701
(785) 462-6679 🇺🇸,P,EB,R

Rhinehart, Stephanie, MA, (F)
St Francis Community And Family Service

Provider ID 3798816001
NPI: 1235551599
180 W 5th St
Colby, KS 67701
(785) 462-6679 🇺🇸,P,EB,R

Seaman, Brenda, MA, (F)
High Plains Mental Health Center

Provider ID 3558187001
NPI: 1710042114
750 S Range Ave
Colby, KS 67701
(785) 462-6774 🇺🇸,P,EB,R

Sherfick, Jessica, MA, (F)
High Plains Mental Health Center

Provider ID 4713814001
NPI: 1396159372
750 S Range Ave
Colby, KS 67701
(785) 462-6774 🇺🇸,P,EB,R

Sly, Theresa L, MS, (F)
St Francis Community And Family Service

Provider ID 3585473002
NPI: 1194062430
180 W 5th St
Colby, KS 67701
(785) 462-6679 🇺🇸,P,EB,R

Swain, Sarah L, MA, (F)
St Francis Community And Family Service

Provider ID 2949757001
NPI: 1255596110
180 W 5th St
Colby, KS 67701
(785) 462-6679 🇺🇸,P,EB,R

Upshaw, Rebecca, MA, (F)
St Francis Community And Family Service

Provider ID 5181213001
NPI: 1952702953
180 W 5th St
Colby, KS 67701
(785) 462-6679 🇺🇸,P,EB,R

Waltman, Michelle R, MA, (F)
St Francis Community And Family Service

Provider ID 3558419002
NPI: 1225219082
180 W 5th St
Colby, KS 67701
(785) 462-6679 🇺🇸,P,EB,R

Winchester Hillmer, Tracy A, CSW, (F)
High Plains Mental Health Center

Provider ID 3048288001
NPI: 1326103458
750 S Range Ave
Colby, KS 67701
(785) 462-6774 🇺🇸,P,EB,R

Woolsey, Rebecca, MA, (F)
High Plains Mental Health Center

Provider ID 3558217001
NPI: 1205974714
750 S Range Ave
Colby, KS 67701
(785) 462-6774 🇺🇸,P,EB,R

Trego

Professional Counselor

Ainsworth, Catherine, MS, (F)
Community Treatment Services

Provider ID 3558509004
NPI: 1235489782
217 N 7th St
Wakeeney, KS 67672
(816) 977-3178 🇺🇸,P,EB,R

Boyd, Charles R, MS, (M)
Community Treatment Services

Provider ID 3626490003
NPI: 1427262146
217 N 7th St
Wakeeney, KS 67672
(816) 977-3178 🇺🇸,P,EB,R

Dillingham, Andrew R, MA, (M)
Community Treatment Services

Provider ID 3507299004
NPI: 1508154725
217 N 7th St
Wakeeney, KS 67672
(816) 977-3178 🇺🇸,P,EB,R

Ireland, Mark R, MA, (M)
Community Treatment Services

Provider ID 3084152003
NPI: 1457589665
217 N 7th St
Wakeeney, KS 67672
(816) 977-3178 🇺🇸,P,EB,R

Tadokoro, Stacey E, MS, (F)
Community Treatment Services

Provider ID 3171985003
NPI: 1376728477
217 N 7th St
Wakeeney, KS 67672
(816) 977-3178 🇺🇸,P,EB,R

Social Worker - Licensed

Corbeille, Jeremy, MS, (M)
Community Treatment Services

Provider ID 3564418004
NPI: 1053671933
217 N 7th St
Wakeeney, KS 67672
(816) 977-3178 🇺🇸,P,EB,R

Unless noted, all providers have regular office hours (M-F, 8 am- 5pm) and accept new patients. All providers are proficient in English unless otherwise noted.

Behavioral Health Facilities

Kansas - Thomas

Kansas	Haskell	723 Main St Goodland, KS 67735 (785) 899-5991 ☺,P,EB,R
Clark	Community Mental Health Center	Stevens
Community Mental Health Center	Southwest Guidance Center Provider ID 3637720001 NPI: 1801991203 301 Derby St Sublette, KS 67877 (620) 675-2686 ☺,P,EB,R	Community Mental Health Center
Iroquois Center For Human Development Provider ID 3656026001 NPI: 1922001981 212 Olive St Minneola, KS 67865 (620) 885-4789 ☺,P,EB,R	Meade	Southwest Guidance Center Provider ID 3637720001 NPI: 1801991203 1006 S Jackson St Hugoton, KS 67951 (620) 624-8511 ☺,P,EB,R
Iroquois Center For Human Development Provider ID 3656026001 NPI: 1922001981 709 Oak St Ashland, KS 67831 (620) 635-2241 ☺,P,EB,R	Community Mental Health Center	Thomas
Finney	Norton	Community Mental Health Center
Mental Health Facility	Community Mental Health Center	High Plains Mental Health Center Provider ID 3657603001 NPI: 1710971429 750 S Range Ave Colby, KS 67701 (785) 462-6774 ☺,P,EB,R
Compass Behavioral Health Provider ID 3398361001 NPI: 1922058510 1111 E Spruce St Garden City, KS 67846 (620) 276-7689 ☺,P,EB,R	High Plains Mental Health Center Provider ID 3657603001 NPI: 1710971429 211 S Norton Ave Norton, KS 67654 (785) 877-5141 ☺,P,EB,R	
Substance Abuse Center	Substance Abuse Center	
City On A Hill Provider ID 3566176001 NPI: 1962659326 116 1/2 E Chestnut St Ste 2 Garden City, KS 67846 (620) 276-0840 ☺,P,EB,R	Valley Hope Association Ks Provider ID 3159298001 NPI: 1174553085 709 W Holme St Ste 36 Norton, KS 67654 (785) 877-5101	
Ford	Seward	
Community Mental Health Center	Community Mental Health Center	
Compass Behavioral Health Provider ID 5156275001 NPI: 1922058510 506 Avenue L Dodge City, KS 67801 (620) 227-8566	Southwest Guidance Center Provider ID 3637720001 NPI: 1801991203 21 Plaza Dr Liberal, KS 67901 (620) 624-0280 ☺,P,EB,R	
Psychiatric Hospital	Southwest Guidance Center Provider ID 3637720001 NPI: 1801991203 333 W 15th St Ste 2945 Liberal, KS 67901 (620) 624-8171 ☺,P,EB,R	
New Chance Provider ID 3566203001 NPI: 1821020314 2500 E Wyatt Earp Blvd Dodge City, KS 67801 (620) 225-0476 ☺,P,EB,R	Substance Abuse Center	
United Methodist Youthville Provider ID 1042818001 NPI: 1265439871 11200 Lariat Way Dodge City, KS 67801 (316) 529-9100 ☺,P,EB,R	City On A Hill Provider ID 3566176001 NPI: 1962659326 529 N New York Ave Liberal, KS 67901 (620) 624-2246	
Grant	Sherman	
Mental Health Facility	Community Mental Health Center	
Compass Behavioral Health Provider ID 3398361001 NPI: 1922058510 404 N Baughman St Ulysses, KS 67880 (620) 356-3198 ☺,P,EB,R	High Plains Mental Health Center Provider ID 3657603001 NPI: 1710971429	

☺ = Wheelchair Accessible 🚗 = Provider is within one (1) mile of public transportation B = Board Certified
P = Parking EB = Exterior Building IB = Interior Building R = Restroom E = Exam Room
T = Exam Table/Scale/Chairs G = Gurneys & Stretchers PL = Portable Lifts RE = Radiologic Equipment
S = Signage & Documents

Kansas	505 W Elm St Bucklin, KS 67834 (620) 826-3202	Meade	Sherman Co Good Samaritan Center Provider ID 1741202001 NPI: 1801886338 208 W 2nd St Goodland, KS 67735 (785) 890-7517 ̂,P,EB,R
Cheyenne	Kansas Soldiers Home Provider ID 3371255001 NPI: 1881859510 714 Sheridan St Unit 128 Fort Dodge, KS 67801 (620) 227-2121 ̂,P,EB,R	Skilled Nursing Facility	Stevens
Skilled Nursing Facility	Manor Of The Plains Provider ID 3314346001 NPI: 1346344660 200 Campus Dr Dodge City, KS 67801 (620) 225-1928 ̂,P,EB,R	Fowler Residential Care Provider ID 3516647001 NPI: 1396851259 401 E 6th Ave Fowler, KS 67844 (620) 646-5215 ̂,P,EB,R	Skilled Nursing Facility
Good Samaritan Society Cheyenne County Provider ID 3528739001 NPI: 1043291461 820 S Denison St Saint Francis, KS 67756 (785) 332-2531 ̂,P,EB,R	Trinity Manor Provider ID 3537166001 NPI: 1497019749 510 W Frontview St Dodge City, KS 67801 (620) 227-8551 ̂,P,EB,R	Morton	Pioneer Manor Provider ID 3608104001 NPI: 1831383256 W 6th St And S Polk St Hugoton, KS 67951 (620) 544-2023 ̂,P,EB,R
Clark	Graham	Skilled Nursing Facility	Thomas
Skilled Nursing Facility	Skilled Nursing Facility	Morton County Senior Living Community Provider ID 5825249001 NPI: 1629452875 400 Buckmaster Dr Elkhart, KS 67950 (620) 697-2728 ̂,P,EB,R	Skilled Nursing Facility
Minneola District Hospital Long Term Care Provider ID 3600960001 NPI: 1023199908 207 Chestnut St Minneola, KS 67865 (620) 885-4238 ̂,P,EB,R	Dawson Place Provider ID 3514828001 NPI: 1205935905 208 W Prout St Hill City, KS 67642 (785) 421-3414 ̂,P,EB,R	Norton	Colby Health And Rehab Provider ID 3009678002 NPI: 1285824797 105 E College Dr Colby, KS 67701 (785) 462-6721 ̂,P,EB,R
Decatur	Grant	Skilled Nursing Facility	Prairie Senior Living Complex Provider ID 3585222001 NPI: 1962410241 1625 S Franklin Ave Colby, KS 67701 (785) 462-8295 ̂,P,EB,R
Skilled Nursing Facility	Skilled Nursing Facility	Rawlins	Trego
Good Samaritan Society-Decatur County Provider ID 3528299001 NPI: 1063403228 108 E Ash St Oberlin, KS 67749 (785) 475-2245 ̂,P,EB,R	The Legacy At Park View Provider ID 3522685001 NPI: 1679560932 510 E San Jacinto Ave Ulysses, KS 67880 (620) 356-3331 ̂,P,EB,R	Skilled Nursing Facility	Skilled Nursing Facility
Finney	Gray	Good Samaritan Society-Atwood Provider ID 3528310001 NPI: 1649260167 650 Lake Rd Atwood, KS 67730 (785) 626-9015 ̂,P,EB,R	Trego Manor Provider ID 3458160001 NPI: 1356589899 320 South Ave Wakeeney, KS 67672 (785) 743-5787 ̂,P,EB,R
Skilled Nursing Facility	Skilled Nursing Facility	Seward	Wallace
Garden Valley Retirement Village Provider ID 893927001 NPI: 1710210943 1505 E Spruce St Garden City, KS 67846 (620) 275-9651 ̂,P,EB,R	Bethel Home Provider ID 3546155001 NPI: 1528040797 300 S Aztec St Montezuma, KS 67867 (620) 846-2241 ̂,P,EB,R	Habilitation Center	Skilled Nursing Facility
Homestead Health And Rehabilitation Center Provider ID 2906038002 NPI: 1033227210 2308 N 3rd St Garden City, KS 67846 (620) 276-7643 ̂,P,EB,R	Kearny	Wesley Rehabilitation Hospital/Healthsouth Provider ID 949839002 NPI: 1245204189 1416 N Western Ave Liberal, KS 67901 (316) 626-5000 ̂,P,EB,R	Wallace County Community Care Center Provider ID 3518345001 NPI: 1629353925 608 N Kennedy Sharon Springs, KS 67758 (785) 852-4244 ̂,P,EB,R
Shepherds Center Provider ID 3524768002 NPI: 1831223270 101 Cedar Ridge Dr Cimarron, KS 67835 (620) 855-3498 ̂,P,EB,R	High Plains Retirement Village Provider ID 3589289001 NPI: 1275531642 607 Court Pl Lakin, KS 67860 (620) 355-7836 ̂,P,EB,R	Skilled Nursing Facility	
Ford	Logan	Liberal Good Samaritan Center Provider ID 1987698001 NPI: 1679563126 2160 Zinnia Ln Liberal, KS 67901 (316) 624-3832 ̂,P,EB,R	
Skilled Nursing Facility	Skilled Nursing Facility	Wheatridge Park Care Center Provider ID 2388033002 NPI: 1013309830 1501 S Holly Dr Liberal, KS 67901 (620) 624-0130 ̂,P,EB,R	
Good Samaritan Society-Dodge City Provider ID 1751412001 NPI: 1356331870 501 W Beeson Rd Dodge City, KS 67801 (620) 227-7512 ̂,P,EB,R	Logan County Manor Provider ID 3549760001 NPI: 1720173669 615 Price Ave Oakley, KS 67748 (785) 672-8109 ̂,P,EB,R	Sherman	
Hilltop House Provider ID 3522784001 NPI: 1093747693		Skilled Nursing Facility	

Unless noted, all providers have regular office hours (M-F, 8 am- 5pm) and accept new patients. All providers are proficient in English unless otherwise noted.

Home And Community Based Service Providers

Kansas - Ford

Kansas	Cheyenne Co Hospital Lifeline 210 West First St Saint Francis, KS 67756 (785) 332-2104 ①②③④ Servicing Counties: Cheyenne	Medical Alert Rental	Servicing Counties: Clay, Geary, Jackson, Pottawatomie, Riley, Wabaunsee	Medication Reminder	Harper, Hodgeman, Kingman, Kiowa, Meade, Ness, Pratt, Sedgwick
Cheyenne		Grant County Medical Equipment 601 N Main St Garden City, KS 67846 (620) 272-2660 ② Servicing Counties: Clark, Finney, Ford, Grant, Greeley, Hamilton, Haskell, Hodgeman, Kearny, Meade, Morton, Ness, Scott, Seward, Stanton, Stevens, Wichita	Mosaic In Garden City 2708 N 11th St Garden City, KS 67846 (620) 275-9180 ② Servicing Counties: Finney		
Adult Day Care	Clark	Personal Emergency Response	Providence Professional Services, Inc. 302 Fleming St Garden City, KS 67846 (620) 275-7100 ② Servicing Counties: Finney, Grant, Greeley, Hamilton, Haskell, Kearny, Lane, Morton, Scott, Seward, Stanton, Stevens, Wichita	Rescare Kansas - Garden City 2102 E Spruce St Garden City, KS 67846 (620) 271-0176 ② Servicing Counties: Finney, Grant, Greeley, Hamilton, Haskell, Kearny, Lane, Morton, Scott, Seward, Stanton, Stevens, Wichita	Sterling House Of Dodge City 2400 N 14 Ave Dodge City, KS 67801 (620) 225-7555 ② Servicing Counties: Ford
Good Samaritan Society Cheyenne County 820 S Denison Saint Francis, KS 67756 (785) 332-2531 ② Servicing Counties: Cheyenne	Ashland Health Center 709 Oak St Ashland, KS 67831 (620) 635-2241 ② Servicing Counties: Clark	Grant County Medical Equipment 601 N Main St Garden City, KS 67846 (620) 272-2660 ①②③④ Servicing Counties: Clark, Finney, Ford, Grant, Greeley, Hamilton, Haskell, Hodgeman, Kearny, Meade, Morton, Ness, Scott, Seward, Stanton, Stevens, Wichita	Russell Child Development Center 714 Ballinger St Garden City, KS 67846 (620) 275-0291 ② Servicing Counties: Finney, Grant, Greeley, Hamilton, Haskell, Kearny, Lane, Morton, Scott, Seward, Stanton, Stevens, Wichita	Wellness Monitoring	
Assistive Services	Comprehensive Support	Residential Support	Wellness Monitoring		
Good Samaritan Society - Northwest Kansas Home Care 217 E Us Hwy 36 Saint Francis, KS 67756 (785) 332-3588 ② Servicing Counties: Cheyenne, Rawlins, Sherman, Thomas	Ashland Health Center 709 Oak St Ashland, KS 67831 (620) 635-2241 ② Servicing Counties: Clark	Destiny Supports, Inc. 2502 N John St Garden City, KS 67846 (620) 272-0564 ② Servicing Counties: Finney, Grant, Greeley, Hamilton, Haskell, Kearny, Lane, Morton, Scott, Seward, Stanton, Stevens, Wichita	Karis Inc 1515 E Fulton Terr Garden City, KS 67846 (620) 260-9931 ② Servicing Counties: Finney	Manor Of The Plains 200 Campus Dr Dodge City, KS 67801 (620) 225-1928 ② Servicing Counties: Ford	
Assistive Technology	Medication Reminder	Personal Emergency Response	Mosaic In Garden City 2708 N 11th St Garden City, KS 67846 (620) 275-9180 ② Servicing Counties: Finney	Sterling House Of Dodge City 2400 N 14 Ave Dodge City, KS 67801 (620) 225-7555 ② Servicing Counties: Ford	Personal Care Services
Good Samaritan Society - Northwest Kansas Home Care 217 E Us Hwy 36 Saint Francis, KS 67756 (785) 332-3588 ② Servicing Counties: Cheyenne, Rawlins, Sherman, Thomas	Ashland Health Center 709 Oak St Ashland, KS 67831 (620) 635-2241 ② Servicing Counties: Clark	Karis Inc 1515 E Fulton Terr Garden City, KS 67846 (620) 260-9931 ② Servicing Counties: Finney	Mosaic In Garden City 2708 N 11th St Garden City, KS 67846 (620) 275-9180 ② Servicing Counties: Finney	Manor Of The Plains 200 Campus Dr Dodge City, KS 67801 (620) 225-1928 ② Servicing Counties: Ford	
Home Telehealth	Decatur	Rescare Kansas - Garden City 2102 E Spruce St Garden City, KS 67846 (620) 271-0176 ② Servicing Counties: Finney, Seward	Rescare Kansas - Garden City 2102 E Spruce St Garden City, KS 67846 (620) 271-0176 ② Servicing Counties: Finney, Seward	Manor Of The Plains 200 Campus Dr Dodge City, KS 67801 (620) 225-1928 ② Servicing Counties: Ford	Physical Therapy
Good Samaritan Society - Northwest Kansas Home Care 217 E Us Hwy 36 Saint Francis, KS 67756 (785) 332-3588 ② Servicing Counties: Cheyenne, Rawlins, Sherman, Thomas	Good Samaritan Society - Decatur County 108 E Ash St Oberlin, KS 67749 (785) 475-2245 ② Servicing Counties: Decatur	Specialized Medical Care	Specialized Medical Care	Phillips Chiropractic And Physical Therapy Center 2200 Summerlon Cir Ste D Dodge City, KS 67801 (620) 225-4139 ② Servicing Counties: Ford	
Medication Reminder	Finney	Supported Employment Services	Supported Employment Services	Stephanie Horning 2200 Summerlon Cir Ste D Dodge City, KS 67801 (620) 225-4139 ② Servicing Counties: Ford	
Good Samaritan Society - Northwest Kansas Home Care 217 E Us Hwy 36 Saint Francis, KS 67756 (785) 332-3588 ② Servicing Counties: Cheyenne, Decatur, Norton, Rawlins, Sheridan, Sherman, Thomas, Wallace	Day Support	Targeted Case Management	Targeted Case Management	Residential Support	
Nursing Evaluation Visit	Destiny Supports, Inc. 2502 N John St Garden City, KS 67846 (620) 272-0564 ② Servicing Counties: Finney, Grant, Greeley, Hamilton, Haskell, Kearny, Lane, Morton, Scott, Seward, Stafford, Stanton, Wichita	Advocacy Unlimited 1008 N 3rd St Garden City, KS 67846 (620) 276-8029 ② Servicing Counties: Finney, Grant, Greeley, Hamilton, Haskell, Kearny, Lane, Morton, Scott, Seward, Stanton, Stevens, Wichita	Advocacy Unlimited 1008 N 3rd St Garden City, KS 67846 (620) 276-8029 ② Servicing Counties: Finney, Grant, Greeley, Hamilton, Haskell, Kearny, Lane, Morton, Scott, Seward, Stanton, Stevens, Wichita	Arrowhead West 1100 E Wyatt Earp Blvd Dodge City, KS 67801 (620) 227-8803 ② Servicing Counties: Barber, Clark, Comanche, Edwards, Ford, Gray, Harper, Hodgeman, Kingman, Kiowa, Meade, Ness, Pratt, Sedgwick	
Good Samaritan Society - Northwest Kansas Home Care 217 E Us Hwy 36 Saint Francis, KS 67756 (785) 332-3588 ② Servicing Counties: Cheyenne, Decatur, Norton, Rawlins, Sheridan, Sherman, Thomas, Wallace	Mosaic In Garden City 2708 N 11th St Garden City, KS 67846 (620) 275-9180 ② Servicing Counties: Finney	Becky's Bridges, LLC 9090 Nth Jennie Barker Rd Garden City, KS 67846 (620) 272-9040 ②	Becky's Bridges, LLC 9090 Nth Jennie Barker Rd Garden City, KS 67846 (620) 272-9040 ②	Arrowhead West 1100 E Wyatt Earp Blvd Dodge City, KS 67801 (620) 227-8803 ② Servicing Counties: Barber, Clark, Comanche, Edwards, Ford, Gray, Harper, Hodgeman, Kingman, Kiowa, Meade, Ness, Pratt, Sedgwick	Targeted Case Management
Personal Care Services	Rescare Kansas - Garden City 2102 E Spruce St Garden City, KS 67846 (620) 271-0176 ② Servicing Counties: Finney, Seward				
Good Samaritan Society - Northwest Kansas Home Care 217 E Us Hwy 36 Saint Francis, KS 67756 (785) 332-3588 ② Servicing Counties: Cheyenne, Decatur, Norton, Rawlins, Sheridan, Sherman, Thomas, Wallace	Personal Emergency Response				

♿ = Wheelchair Accessible 🚻 = Provider is within one (1) mile of public transportation B = Board Certified
P = Parking EB = Exterior Building IB = Interior Building R = Restroom E = Exam Room
T = Exam Table/Scale/Chairs G = Gurneys & Stretchers PL = Portable Lifts RE = Radiologic Equipment
S = Signage & Documents 📞 = Telehealth Services ① = Traumatic Brain Injury (TBI)
② = Technology Assisted (TA) ③ = Severe Emotional Disturbance (SED) ④ = Autism (AUT)
⑤ = Frail Elderly (FE) ⑥ = Physical Disability (PD) ⑦ = Intellectual/Development Disability (MRDD)

Arrowhead West

1100 E Wyatt Earp Blvd
Dodge City, KS 67801
(620) 227-8803 ☎
Servicing Counties: Barber, Clark,
Comanche, Edwards, Ford, Gray,
Harper, Hodgeman, Kingman, Kiowa,
Meade, Ness, Pratt, Sedgwick

Wellness Monitoring**Arrowhead West**

1100 E Wyatt Earp Blvd
Dodge City, KS 67801
(620) 227-8803 ☎
Servicing Counties: Barber, Clark,
Comanche, Edwards, Ford, Gray,
Harper, Hodgeman, Kingman, Kiowa,
Meade, Ness, Pratt, Sedgwick

Sterling House Of Dodge City

2400 N 14 Ave
Dodge City, KS 67801
(620) 225-7555 ☎
Servicing Counties: Ford

Gove**Medication Reminder****Gove County Hospital Home Health
Care**

520 W 5th St
Quinter, KS 67752
(785) 754-3341 ☎⑤⑥
Servicing Counties: Gove

Personal Emergency Response**Gove County Hospital Home Health
Care**

520 W 5th St
Quinter, KS 67752
(785) 754-3341 ☎⑤⑥
Servicing Counties: Gove

Grant**Medical Alert Rental****Grant County Medical Equipment**

213 N Main St
Ulysses, KS 67880
(620) 356-1373 ☎
Servicing Counties: Clark, Finney,
Ford, Grant, Greeley, Hamilton,
Haskell, Hodgeman, Kearny, Meade,
Morton, Ness, Scott, Seward, Stanton,
Stevens, Wichita

Personal Emergency Response**Grant County Medical Equipment**

213 N Main St
Ulysses, KS 67880
(620) 356-1373 ☎⑤⑥
Servicing Counties: Clark, Finney,
Ford, Grant, Greeley, Hamilton,
Haskell, Hodgeman, Kearny, Meade,
Morton, Ness, Scott, Seward, Stanton,
Stevens, Wichita

Gray**Assistive Services****Bethel Home Health Care**

205 S Quivira St
Montezuma, KS 67867
(620) 846-7448 ☎
Servicing Counties: Allen, Anderson,

Atchison, Barber, Barton, Bourbon,
Brown, Butler, Chase, Chautauqua,
Cherokee, Cheyenne, Clark, Clay,
Cloud, Coffey, Comanche, Cowley,
Crawford, Decatur, Dickinson,
Doniphan, Douglas, Edwards, Elk,
Ellis, Ellsworth, Finney, Ford, Franklin,
Geary, Gove, Graham, Grant, Gray,
Greeley, Greenwood, Hamilton,
Harper, Harvey, Haskell, Hodgeman,
Jackson, Jefferson, Jewell, Johnson,
Kearny, Kingman, Kiowa, Labette,
Lane, Leavenworth, Lincoln, Linn,
Logan, Lyon, Marion, Marshall,
Mpherson, Meade, Miami, Mitchell,
Montgomery, Morris, Morton, Nemaha,
Neosho, Ness, Norton, Osage, Osborne,
Ottawa, Pawnee, Phillips,
Pottawatomie, Pratt, Rawlins, Reno,
Republic, Rice, Riley, Rooks, Rush,
Russell, Saline, Scott, Sedgwick,
Seward, Shawnee, Sheridan, Sherman,
Smith, Stafford, Stanton, Stevens,
Sumner, Thomas, Trego, Wabaunsee,
Wallace, Washington, Wichita, Wilson,
Woodson, Wyandotte

Enhanced Care Services**Payroll Plus Of Kansas Inc**

101 W Mexiti St
Montezuma, KS 67867
(620) 846-2658 ☎②
Servicing Counties: Allen, Anderson,
Atchison, Barber, Barton, Bourbon,
Brown, Butler, Chase, Chautauqua,
Cherokee, Cheyenne, Clark, Clay,
Cloud, Coffey, Comanche, Cowley,
Crawford, Decatur, Dickinson,
Doniphan, Douglas, Edwards, Elk,
Ellis, Ellsworth, Finney, Ford, Franklin,
Geary, Gove, Graham, Grant, Gray,
Greeley, Greenwood, Hamilton,
Harper, Harvey, Haskell, Hodgeman,
Jackson, Jefferson, Jewell, Johnson,
Kearny, Kingman, Kiowa, Labette,
Lane, Leavenworth, Lincoln, Linn,
Logan, Lyon, Marion, Marshall,
Mpherson, Meade, Miami, Mitchell,
Montgomery, Morris, Morton, Nemaha,
Neosho, Ness, Norton, Osage, Osborne,
Ottawa, Pawnee, Phillips,
Pottawatomie, Pratt, Rawlins, Reno,
Republic, Rice, Riley, Rooks, Rush,
Russell, Saline, Scott, Sedgwick,
Seward, Shawnee, Sheridan, Sherman,
Smith, Stafford, Stanton, Stevens,
Sumner, Thomas, Trego, Wabaunsee,
Wallace, Washington, Wichita, Wilson,
Woodson, Wyandotte

**Financial Management Services
(Fms)****Payroll Plus Of Kansas Inc**

101 W Mexiti St
Montezuma, KS 67867
(620) 846-2658 ☎②③
Servicing Counties: Allen, Anderson,
Atchison, Barber, Barton, Bourbon,
Brown, Butler, Chase, Chautauqua,
Cherokee, Cheyenne, Clark, Clay,
Cloud, Coffey, Comanche, Cowley,
Crawford, Decatur, Dickinson,
Doniphan, Douglas, Edwards, Elk,
Ellis, Ellsworth, Finney, Ford, Franklin,
Geary, Gove, Graham, Grant, Gray,
Greeley, Greenwood, Hamilton,
Harper, Harvey, Haskell, Hodgeman,
Jackson, Jefferson, Jewell, Johnson,
Kearny, Kingman, Kiowa, Labette,
Lane, Leavenworth, Lincoln, Linn,
Logan, Lyon, Marion, Marshall,
Mpherson, Meade, Miami, Mitchell,
Montgomery, Morris, Morton, Nemaha,

Neosho, Ness, Norton, Osage, Osborne,
Ottawa, Pawnee, Phillips,
Pottawatomie, Pratt, Rawlins, Reno,
Republic, Rice, Riley, Rooks, Rush,
Russell, Saline, Scott, Sedgwick,
Seward, Shawnee, Sheridan, Sherman,
Smith, Stafford, Stanton, Stevens,
Sumner, Thomas, Trego, Wabaunsee,
Wallace, Washington, Wichita, Wilson,
Woodson, Wyandotte

Nursing Evaluation Visit**Bethel Home Health Care**

205 S Quivira St
Montezuma, KS 67867
(620) 846-7448 ☎
Servicing Counties: Clark, Finney,
Ford, Grant, Gray, Hamilton,
Hodgeman, Kearny, Kiowa, Meade,
Scott

Personal Care Services**Bethel Home Health Care**

205 S Quivira St
Montezuma, KS 67867
(620) 846-7448 ☎⑤
Servicing Counties: Clark, Finney,
Ford, Grant, Gray, Hamilton, Haskell,
Hodgeman, Kearny, Kiowa, Meade,
Scott

Payroll Plus Of Kansas Inc

101 W Mexiti St
Montezuma, KS 67867
(620) 846-2658 ☎②③
Servicing Counties: Allen, Anderson,
Atchison, Barber, Barton, Bourbon,
Brown, Butler, Chase, Chautauqua,
Cherokee, Cheyenne, Clark, Clay,
Cloud, Coffey, Comanche, Cowley,
Crawford, Decatur, Dickinson,
Doniphan, Douglas, Edwards, Elk,
Ellis, Ellsworth, Finney, Ford, Franklin,
Geary, Gove, Graham, Grant, Gray,
Greeley, Greenwood, Hamilton,
Harper, Harvey, Haskell, Hodgeman,
Jackson, Jefferson, Jewell, Johnson,
Kearny, Kingman, Kiowa, Labette,
Lane, Leavenworth, Lincoln, Linn,
Logan, Lyon, Marion, Marshall,
Mpherson, Meade, Miami, Mitchell,
Montgomery, Morris, Morton, Nemaha,
Neosho, Ness, Norton, Osage, Osborne,
Ottawa, Pawnee, Phillips,
Pottawatomie, Pratt, Rawlins, Reno,
Republic, Rice, Riley, Rooks, Rush,
Russell, Saline, Scott, Sedgwick,
Seward, Shawnee, Sheridan, Sherman,
Smith, Stafford, Stanton, Stevens,
Sumner, Thomas, Trego, Wabaunsee,
Wallace, Washington, Wichita, Wilson,
Woodson, Wyandotte

Respite Care**Payroll Plus Of Kansas Inc**

101 W Mexiti St
Montezuma, KS 67867
(620) 846-2658 ☎
Servicing Counties: Allen, Anderson,
Atchison, Barber, Barton, Bourbon,
Brown, Butler, Chase, Chautauqua,
Cherokee, Cheyenne, Clark, Clay,
Cloud, Coffey, Comanche, Cowley,
Crawford, Decatur, Dickinson,
Doniphan, Douglas, Edwards, Elk,
Ellis, Ellsworth, Finney, Ford, Franklin,
Geary, Gove, Graham, Grant, Gray,
Greeley, Greenwood, Hamilton,
Harper, Harvey, Haskell, Hodgeman,
Jackson, Jefferson, Jewell, Johnson,
Kearny, Kingman, Kiowa, Labette,
Lane, Leavenworth, Lincoln, Linn,

Logan, Lyon, Marion, Marshall,
Mpherson, Meade, Miami, Mitchell,
Montgomery, Morris, Morton, Nemaha,
Neosho, Ness, Norton, Osage, Osborne,
Ottawa, Pawnee, Phillips,
Pottawatomie, Pratt, Rawlins, Reno,
Republic, Rice, Riley, Rooks, Rush,
Russell, Saline, Scott, Sedgwick,
Seward, Shawnee, Sheridan, Sherman,
Smith, Stafford, Stanton, Stevens,
Sumner, Thomas, Trego, Wabaunsee,
Wallace, Washington, Wichita, Wilson,
Woodson, Wyandotte

Supportive Home Care**Bethel Home Health Care**

205 S Quivira St
Montezuma, KS 67867
(620) 846-7448 ☎
Servicing Counties: Clark, Finney,
Ford, Grant, Gray, Haskell, Hodgeman,
Kearny, Kiowa, Meade, Scott

Value Added Respite**Payroll Plus Of Kansas Inc**

101 W Mexiti St
Montezuma, KS 67867
(620) 846-2658
Servicing Counties: Allen, Anderson,
Atchison, Barber, Barton, Bourbon,
Brown, Butler, Chase, Chautauqua,
Cherokee, Cheyenne, Clark, Clay,
Cloud, Coffey, Comanche, Cowley,
Crawford, Decatur, Dickinson,
Doniphan, Douglas, Edwards, Elk,
Ellis, Ellsworth, Finney, Ford, Franklin,
Geary, Gove, Graham, Grant, Gray,
Greeley, Greenwood, Hamilton,
Harper, Harvey, Haskell, Hodgeman,
Jackson, Jefferson, Jewell, Johnson,
Kearny, Kingman, Kiowa, Labette,
Lane, Leavenworth, Lincoln, Linn,
Logan, Lyon, Marion, Marshall,
Mpherson, Meade, Miami, Mitchell,
Montgomery, Morris, Morton, Nemaha,
Neosho, Ness, Norton, Osage, Osborne,
Ottawa, Pawnee, Phillips,
Pottawatomie, Pratt, Rawlins, Reno,
Republic, Rice, Riley, Rooks, Rush,
Russell, Saline, Scott, Sedgwick,
Seward, Shawnee, Sheridan, Sherman,
Smith, Stafford, Stanton, Stevens,
Sumner, Thomas, Trego, Wabaunsee,
Wallace, Washington, Wichita, Wilson,
Woodson, Wyandotte

Wellness Monitoring**Bethel Home Health Care**

205 S Quivira St
Montezuma, KS 67867
(620) 846-7448 ☎②
Servicing Counties: Clark, Finney,
Ford, Grant, Gray, Hamilton, Haskell,
Hodgeman, Kearny, Kiowa, Meade,
Scott

Haskell**Comprehensive Support****Windsor Place At-Home Care LLC**

102 W Chouteau Ave
Sublette, KS 67877
(620) 675-8445 ☎
Servicing Counties: Allen, Anderson,
Atchison, Barber, Barton, Bourbon,
Brown, Butler, Chase, Chautauqua,
Cherokee, Cheyenne, Clark, Clay,
Cloud, Coffey, Comanche, Cowley,
Crawford, Decatur, Dickinson,
Doniphan, Douglas, Edwards, Elk,
Ellis, Ellsworth, Finney, Ford, Franklin,
Geary, Gove, Graham, Grant, Gray,
Greeley, Greenwood, Hamilton,
Harper, Harvey, Haskell, Hodgeman,
Jackson, Jefferson, Jewell, Johnson,
Kearny, Kingman, Kiowa, Labette,
Lane, Leavenworth, Lincoln, Linn,
Logan, Lyon, Marion, Marshall,
Mpherson, Meade, Miami, Mitchell,
Montgomery, Morris, Morton, Nemaha,
Neosho, Ness, Norton, Osage, Osborne,
Ottawa, Pawnee, Phillips,
Pottawatomie, Pratt, Rawlins, Reno,
Republic, Rice, Riley, Rooks, Rush,
Russell, Saline, Scott, Sedgwick,
Seward, Shawnee, Sheridan, Sherman,

Ellis, Ellsworth, Finney, Ford, Franklin,
Geary, Gove, Graham, Grant, Gray,
Greeley, Greenwood, Hamilton,
Harper, Harvey, Haskell, Hodgeman,
Jackson, Jefferson, Jewell, Johnson,
Kearny, Kingman, Kiowa, Labette,
Lane, Leavenworth, Lincoln, Linn,
Logan, Lyon, Marion, Marshall,
Mpherson, Meade, Miami, Mitchell,
Montgomery, Morris, Morton, Nemaha,
Neosho, Ness, Norton, Osage, Osborne,
Ottawa, Pawnee, Phillips,
Pottawatomie, Pratt, Rawlins, Reno,
Republic, Rice, Riley, Rooks, Rush,
Russell, Saline, Scott, Sedgwick,
Seward, Shawnee, Sheridan, Sherman,
Smith, Stafford, Stanton, Stevens,
Sumner, Thomas, Trego, Wabaunsee,
Wallace, Washington, Wichita, Wilson,
Woodson, Wyandotte

Enhanced Care Services**Windsor Place At-Home Care LLC**

102 W Chouteau Ave
Sublette, KS 67877
(620) 675-8445 ☎⑤⑥
Servicing Counties: Allen, Anderson,
Atchison, Barber, Barton, Bourbon,
Brown, Butler, Chase, Chautauqua,
Cherokee, Cheyenne, Clark, Clay,
Cloud, Coffey, Comanche, Cowley,
Crawford, Decatur, Dickinson,
Doniphan, Douglas, Edwards, Elk,
Ellis, Ellsworth, Finney, Ford, Franklin,
Geary, Gove, Graham, Grant, Gray,
Greeley, Greenwood, Hamilton,
Harper, Harvey, Haskell, Hodgeman,
Jackson, Jefferson, Jewell, Johnson,
Kearny, Kingman, Kiowa, Labette,
Lane, Leavenworth, Lincoln, Linn,
Logan, Lyon, Marion, Marshall,
Mpherson, Meade, Miami, Mitchell,
Montgomery, Morris, Morton, Nemaha,
Neosho, Ness, Norton, Osage, Osborne,
Ottawa, Pawnee, Phillips,
Pottawatomie, Pratt, Rawlins, Reno,
Republic, Rice, Riley, Rooks, Rush,
Russell, Saline, Scott, Sedgwick,
Seward, Shawnee, Sheridan, Sherman,
Smith, Stafford, Stanton, Stevens,
Sumner, Thomas, Trego, Wabaunsee,
Wallace, Washington, Wichita, Wilson,
Woodson, Wyandotte

**Financial Management Services
(Fms)****Windsor Place At-Home Care LLC**

102 W Chouteau Ave
Sublette, KS 67877
(620) 675-8445 ☎⑤⑥
Servicing Counties: Allen, Anderson,
Atchison, Barber, Barton, Bourbon,
Brown, Butler, Chase, Chautauqua,
Cherokee, Cheyenne, Clark, Clay,
Cloud, Coffey, Comanche, Cowley,
Crawford, Decatur, Dickinson,
Doniphan, Douglas, Edwards, Elk,
Ellis, Ellsworth, Finney, Ford, Franklin,
Geary, Gove, Graham, Grant, Gray,
Greeley, Greenwood, Hamilton,
Harper, Harvey, Haskell, Hodgeman,
Jackson, Jefferson, Jewell, Johnson,
Kearny, Kingman, Kiowa, Labette,
Lane, Leavenworth, Lincoln, Linn,
Logan, Lyon, Marion, Marshall,
Mpherson, Meade, Miami, Mitchell,
Montgomery, Morris, Morton, Nemaha,
Neosho, Ness, Norton, Osage, Osborne,
Ottawa, Pawnee, Phillips,
Pottawatomie, Pratt, Rawlins, Reno,
Republic, Rice, Riley, Rooks, Rush,
Russell, Saline, Scott, Sedgwick,
Seward, Shawnee, Sheridan, Sherman,

Unless noted, all providers have regular office hours (M-F, 8 am- 5pm) and accept new patients. All providers are proficient in English unless otherwise noted. For I/DD Waiver Services, please check with your regional CDDO to verify which providers are affiliated with CDDO in your area for the following specialties: Day Support, IDD Targeted Case Management, Residential Support, Respite Care - Overnight - Minor, Sleep Cycle Support - MRDD, Specialized Medical Care - LPN, Specialized Medical Care -RN, Supported Employment Services, Supportive Home Care, Financial Management Services, Medical Alert Rental, Personal Care Services, Wellness Monitoring.

Home And Community Based Service Providers

Kansas - Norton

Smith, Stafford, Stanton, Stevens, Sumner, Thomas, Trego, Wabaunsee, Wallace, Washington, Wichita, Wilson, Woodson, Wyandotte

Home Telehealth

Windsor Place At-Home Care LLC

102 W Chouteau Ave
Sublette, KS 67877
(620) 675-8445 ☺

Servicing Counties: Allen, Anderson, Atchison, Barber, Barton, Bourbon, Brown, Butler, Chase, Chautauqua, Cherokee, Cheyenne, Clark, Clay, Cloud, Coffey, Comanche, Cowley, Crawford, Decatur, Dickinson, Doniphan, Douglas, Edwards, Elk, Ellis, Ellsworth, Finney, Ford, Franklin, Geary, Gove, Graham, Grant, Gray, Greeley, Greenwood, Hamilton, Harper, Harvey, Haskell, Hodgeman, Jackson, Jefferson, Jewell, Johnson, Kearny, Kingman, Kiowa, Labette, Lane, Leavenworth, Lincoln, Linn, Logan, Lyon, Marion, Marshall, Mcpherson, Meade, Miami, Mitchell, Montgomery, Morris, Morton, Nemaha, Neosho, Ness, Norton, Osage, Osborne, Ottawa, Pawnee, Phillips, Pottawatomie, Pratt, Rawlins, Reno, Republic, Rice, Riley, Rooks, Rush, Russell, Saline, Scott, Sedgwick, Seward, Shawnee, Sheridan, Sherman, Smith, Stafford, Stanton, Stevens, Sumner, Thomas, Trego, Wabaunsee, Wallace, Washington, Wichita, Wilson, Woodson, Wyandotte

Nursing Evaluation Visit

Windsor Place At-Home Care LLC

102 W Chouteau Ave
Sublette, KS 67877
(620) 675-8445 ☺

Servicing Counties: Allen, Atchison, Bourbon, Cherokee, Clark, Cowley, Crawford, Doniphan, Douglas, Elk, Finney, Ford, Franklin, Grant, Gray, Greenwood, Hamilton, Haskell, Hodgeman, Jefferson, Johnson, Kearny, Labette, Leavenworth, Linn, Meade, Miami, Montgomery, Morton, Neosho, Osage, Seward, Shawnee, Stanton, Stevens, Wilson, Woodson, Wyandotte

Personal Care Services

Windsor Place At-Home Care LLC

102 W Chouteau Ave
Sublette, KS 67877
(620) 675-8445 ☺☺☺

Servicing Counties: Allen, Anderson, Atchison, Barber, Barton, Bourbon, Brown, Butler, Chase, Chautauqua, Cherokee, Cheyenne, Clark, Clay, Cloud, Coffey, Comanche, Cowley, Crawford, Decatur, Dickinson, Doniphan, Douglas, Edwards, Elk, Ellis, Ellsworth, Finney, Ford, Franklin, Geary, Gove, Graham, Grant, Gray, Greeley, Greenwood, Hamilton, Harper, Harvey, Haskell, Hodgeman, Jackson, Jefferson, Jewell, Johnson, Kearny, Kingman, Kiowa, Labette, Lane, Leavenworth, Lincoln, Linn, Logan, Lyon, Marion, Marshall, Mcpherson, Meade, Miami, Mitchell, Montgomery, Morris, Morton, Nemaha, Neosho, Ness, Norton, Osage, Osborne, Ottawa, Pawnee, Phillips, Pottawatomie, Pratt, Rawlins, Reno, Republic, Rice, Riley, Rooks, Rush, Russell, Saline, Scott, Sedgwick, Seward, Shawnee, Sheridan, Sherman,

Smith, Stafford, Stanton, Stevens, Sumner, Thomas, Trego, Wabaunsee, Wallace, Washington, Wichita, Wilson, Woodson, Wyandotte

Wellness Monitoring

Windsor Place At-Home Care LLC

102 W Chouteau Ave
Sublette, KS 67877
(620) 675-8445 ☺

Servicing Counties: Allen, Atchison, Bourbon, Cherokee, Clark, Cowley, Crawford, Doniphan, Douglas, Elk, Finney, Ford, Franklin, Grant, Gray, Greenwood, Hamilton, Haskell, Hodgeman, Jefferson, Johnson, Kearny, Labette, Leavenworth, Linn, Meade, Miami, Montgomery, Morton, Neosho, Osage, Seward, Shawnee, Stanton, Stevens, Wilson, Woodson, Wyandotte

Kearny

Assistive Services

Hendrix Building Consultant & Supply Inc

603 Nabocaho Lane
Lakin, KS 67860
(620) 521-0076 ☺

Servicing Counties: Barber, Barton, Cheyenne, Clark, Cloud, Comanche, Decatur, Edwards, Ellis, Ellsworth, Finney, Ford, Geary, Gove, Graham, Grant, Gray, Greeley, Hamilton, Harper, Harvey, Haskell, Hodgeman, Jewell, Kearny, Kingman, Kiowa, Lane, Lincoln, Logan, Mcpherson, Meade, Mitchell, Morton, Ness, Norton, Osborne, Ottawa, Pawnee, Phillips, Pratt, Rawlins, Reno, Republic, Rice, Rooks, Russell, Saline, Scott, Sedgwick, Seward, Sheridan, Sherman, Smith, Stafford, Stanton, Stevens, Sumner, Thomas, Trego, Wallace, Wichita

Home Modification

Hendrix Building Consultant & Supply Inc

603 Nabocaho Lane
Lakin, KS 67860
(620) 521-0076 ☺

Servicing Counties: Barber, Barton, Cheyenne, Clark, Cloud, Comanche, Decatur, Edwards, Ellis, Ellsworth, Finney, Ford, Geary, Gove, Graham, Grant, Gray, Greeley, Hamilton, Harper, Harvey, Haskell, Hodgeman, Jewell, Kearny, Kingman, Kiowa, Lane, Lincoln, Logan, Mcpherson, Meade, Mitchell, Morton, Ness, Norton, Osborne, Ottawa, Pawnee, Phillips, Pratt, Rawlins, Reno, Republic, Rice, Rooks, Russell, Saline, Scott, Sedgwick, Seward, Sheridan, Sherman, Smith, Stafford, Stanton, Stevens, Sumner, Thomas, Trego, Wallace, Wichita

Personal Care Services

Kearny County Hospital

500 Thorpe St
Lakin, KS 67860
(620) 355-7111 ☺

Servicing Counties: Kearny

Targeted Case Management

Advocacy Services Of Western Kansas Inc

109 Albert St
Lakin, KS 67860
(620) 355-1468 ☺

Servicing Counties: Finney, Grant, Greeley, Hamilton, Haskell, Kearny, Lane, Morton, Scott, Seward, Stanton, Stevens

Lane

Assistive Services

Diamond View Estates

775 E Diamond View Dr
Dighton, KS 67839
(620) 397-5111 ☺

Servicing Counties: Gove, Lane, Ness

Lane County Health Dept

125 W Long St
Dighton, KS 67839
(620) 397-2809 ☺☺

Servicing Counties: Lane

Assistive Technology

Lane County Health Dept

125 W Long St
Dighton, KS 67839
(620) 397-2809 ☺

Servicing Counties: Lane

Comprehensive Support

Diamond View Estates

775 E Diamond View Dr
Dighton, KS 67839
(620) 397-5111 ☺

Servicing Counties: Gove, Lane, Ness, Scott

Health Maintenance Monitoring

Lane County Health Dept

125 W Long St
Dighton, KS 67839
(620) 397-2809 ☺

Servicing Counties: Lane

Medication Reminder

Lane County Health Dept

125 W Long St
Dighton, KS 67839
(620) 397-2809 ☺☺☺

Servicing Counties: Lane

Nursing Evaluation Visit

Diamond View Estates

775 E Diamond View Dr
Dighton, KS 67839
(620) 397-5111 ☺

Servicing Counties: Gove, Lane, Ness, Scott

Lane County Health Dept

125 W Long St
Dighton, KS 67839
(620) 397-2809 ☺

Servicing Counties: Lane

Personal Care Services

Diamond View Estates

775 E Diamond View Dr
Dighton, KS 67839
(620) 397-5111 ☺☺

Servicing Counties: Gove, Lane, Ness, Scott

Lane County Health Dept

125 W Long St
Dighton, KS 67839
(620) 397-2809 ☺☺☺

Servicing Counties: Lane

Wellness Monitoring

Lane County Health Dept

125 W Long St
Dighton, KS 67839
(620) 397-2809 ☺

Servicing Counties: Lane

Logan

Assistive Services

Logan Co Health Department

216 Maple Ave
Oakley, KS 67748
(785) 671-4502 ☺

Servicing Counties: Logan

Home Delivered Meals

Logan County Hospital

211 Cherry
Oakley, KS 67748
(785) 672-3211 ☺

Servicing Counties: Logan

Nursing Evaluation Visit

Logan Co Health Department

216 Maple Ave
Oakley, KS 67748
(785) 671-4502 ☺

Servicing Counties: Logan

Logan County Hospital

211 Cherry
Oakley, KS 67748
(785) 672-3211 ☺

Servicing Counties: Logan

Personal Care Services

Logan Co Health Department

216 Maple Ave
Oakley, KS 67748
(785) 671-4502 ☺☺

Servicing Counties: Logan

Logan County Hospital

211 Cherry
Oakley, KS 67748
(785) 672-3211 ☺

Servicing Counties: Logan

Wellness Monitoring

Logan Co Health Department

216 Maple Ave
Oakley, KS 67748
(785) 671-4502 ☺

Servicing Counties: Logan

Logan County Hospital

211 Cherry
Oakley, KS 67748
(785) 672-3211 ☺

Servicing Counties: Logan

Meade

Meade District Hospital Friend Care

801 W Grant St
Meade, KS 67864
(620) 873-2141 ☺☺

Servicing Counties: Norton

Medication Reminder

Meade District Hospital Friend Care

801 W Grant St
Meade, KS 67864
(620) 873-2141 ☺☺

Servicing Counties: Norton

Servicing Counties: Clark, Ford, Gray, Meade

Nursing Evaluation Visit

Meade District Hospital Friend Care

801 W Grant St
Meade, KS 67864
(620) 873-2141 ☺

Servicing Counties: Clark, Ford, Gray, Meade

Personal Care Services

Meade District Hospital Friend Care

801 W Grant St
Meade, KS 67864
(620) 873-2141 ☺☺

Servicing Counties: Clark, Ford, Gray, Meade

Wellness Monitoring

Meade District Hospital Friend Care

801 W Grant St
Meade, KS 67864
(620) 873-2141 ☺

Servicing Counties: Clark, Ford, Gray, Meade

Ness

Nursing Evaluation Visit

Cedar Village

312 E Custer
Ness City, KS 67560
(785) 798-2291 ☺

Servicing Counties: Ness

Personal Care Services

Cedar Village

312 E Custer
Ness City, KS 67560
(785) 798-2291 ☺☺

Servicing Counties: Ness

Personal Emergency Response

Cedar Village

312 E Custer
Ness City, KS 67560
(785) 798-2291 ☺☺☺

Servicing Counties: Ness

Wellness Monitoring

Cedar Village

312 E Custer
Ness City, KS 67560
(785) 798-2291 ☺

Servicing Counties: Ness

Norton

Comprehensive Support

Whispering Pines

200 Whispering Pines
Norton, KS 67654
(785) 874-5500 ☺

Servicing Counties: Norton

Medication Reminder

Whispering Pines

200 Whispering Pines
Norton, KS 67654
(785) 874-5500 ☺

♿ = Wheelchair Accessible 🚗 = Provider is within one (1) mile of public transportation B = Board Certified
P = Parking EB = Exterior Building IB = Interior Building R = Restroom E = Exam Room
T = Exam Table/Scale/Chairs G = Gurneys & Stretchers PL = Portable Lifts RE = Radiologic Equipment
S = Signage & Documents 📞 = Telehealth Services ① = Traumatic Brain Injury (TBI)
② = Technology Assisted (TA) ③ = Severe Emotional Disturbance (SED) ④ = Autism (AUT)
⑤ = Frail Elderly (FE) ⑥ = Physical Disability (PD) ⑦ = Intellectual/Development Disability (MRDD)

Servicing Counties: Norton

Nursing Evaluation Visit

Jills Helping Hands Inc

27438 Us Hwy 238
Edmond, KS 67645
(785) 622-4254 ☎
Servicing Counties: Cheyenne,
Decatur, Ellis, Gove, Graham, Logan,
Norton, Osborne, Phillips, Rawlins,
Rooks, Rush, Russell, Sheridan, Smith,
Thomas, Trego, Wallace

Prn Home Health Agency

801 N Norton Ave
Norton, KS 67654
(785) 877-5745 ☎
Servicing Counties: Norton

Whispering Pines

200 Whispering Pines
Norton, KS 67654
(785) 874-5500 ☎
Servicing Counties: Norton

Personal Care Services

Jills Helping Hands Inc

27438 Us Hwy 238
Edmond, KS 67645
(785) 622-4254 ☎
Servicing Counties: Cheyenne,
Decatur, Ellis, Gove, Graham, Logan,
Norton, Osborne, Phillips, Rawlins,
Rooks, Rush, Russell, Sheridan, Smith,
Thomas, Trego, Wallace

Prn Home Health Agency

801 N Norton Ave
Norton, KS 67654
(785) 877-5745 ☎
Servicing Counties: Norton

Whispering Pines

200 Whispering Pines
Norton, KS 67654
(785) 874-5500 ☎
Servicing Counties: Norton

Personal Emergency Response

Norton County Hospital

102 East Holme
Norton, KS 67654
(785) 877-3351 ☎
Servicing Counties: Norton

Whispering Pines

200 Whispering Pines
Norton, KS 67654
(785) 874-5500 ☎
Servicing Counties: Norton

Wellness Monitoring

Prn Home Health Agency

801 N Norton Ave
Norton, KS 67654
(785) 877-5745 ☎
Servicing Counties: Norton

Rawlins

Adult Day Care

Good Samaritan Society - Atwood

650 Lake Rd
Atwood, KS 67730
(785) 626-9015 ☎
Servicing Counties: Rawlins

Scott

Nursing Evaluation Visit

Scott County Health Department

204 S College
Scott City, KS 67871
(620) 872-5774 ☎
Servicing Counties: Scott

Scott County Health Department

608 S Main
Scott City, KS 67871
(620) 872-5774 ☎
Servicing Counties: Scott

Personal Care Services

Scott County Health Department

204 S College
Scott City, KS 67871
(620) 872-5774 ☎
Servicing Counties: Scott

Scott County Health Department

608 S Main
Scott City, KS 67871
(620) 872-5774 ☎
Servicing Counties: Scott

Targeted Case Management

Case Management By Kris LLC

561 S Lovers Lane
Scott City, KS 67871
(620) 271-2492 ☎
Servicing Counties: Barton, Finney,
Grant, Greeley, Hamilton, Haskell,
Kearny, Lane, Morton, Pawnee, Rice,
Rush, Scott, Seward, Stafford, Stanton,
Stevens, Wichita

Seward

Adult Day Care

Homestead Estates Home Plus LLC

1140 S Pershing Ave
Liberal, KS 67901
(620) 626-5672 ☎
Servicing Counties: Seward

Liberal Good Samaritan Center

2160 Zinnia Ln
Liberal, KS 67901
(620) 624-3831 ☎
Servicing Counties: Seward

Day Support

Mosaic In Liberal

441 Industrial Park Ave
Liberal, KS 67901
(620) 624-3817 ☎
Servicing Counties: Seward

Rescare Homecare Liberal

418 S Washington Ave
Liberal, KS 67901
(620) 624-5117 ☎
Servicing Counties: Finney, Seward

Nursing Evaluation Visit

Homestead Estates Home Plus LLC

1140 S Pershing Ave
Liberal, KS 67901
(620) 626-5672 ☎
Servicing Counties: Seward

Personal Care Services

Homestead Estates Home Plus LLC

1140 S Pershing Ave
Liberal, KS 67901
(620) 626-5672 ☎

Servicing Counties: Seward

Residential Support

Mosaic In Liberal

441 Industrial Park Ave
Liberal, KS 67901
(620) 624-3817 ☎

Rescare Homecare Liberal

418 S Washington Ave
Liberal, KS 67901
(620) 624-5117 ☎
Servicing Counties: Finney, Seward

Specialized Medical Care

Rescare Homecare Liberal

418 S Washington Ave
Liberal, KS 67901
(620) 624-5117 ☎
Servicing Counties: Finney, Seward

Supported Employment Services

Rescare Homecare Liberal

418 S Washington Ave
Liberal, KS 67901
(620) 624-5117 ☎
Servicing Counties: Finney, Seward

Targeted Case Management

Mosaic In Liberal

441 Industrial Park Ave
Liberal, KS 67901
(620) 624-3817 ☎

Servicing Counties: Seward

Rescare Homecare Liberal

418 S Washington Ave
Liberal, KS 67901
(620) 624-5117 ☎
Servicing Counties: Finney, Grant,
Greeley, Hamilton, Haskell, Kearny,
Lane, Morton, Scott, Seward, Stanton,
Stevens, Wichita

Wellness Monitoring

Homestead Estates Home Plus LLC

1140 S Pershing Ave
Liberal, KS 67901
(620) 626-5672 ☎

Servicing Counties: Seward

Mosaic In Liberal

441 Industrial Park Ave
Liberal, KS 67901
(620) 624-3817 ☎

Servicing Counties: Seward

Rescare Homecare Liberal

418 S Washington Ave
Liberal, KS 67901
(620) 624-5117 ☎
Servicing Counties: Finney, Seward

Sheridan

Home Delivered Meals

Sheridan County Hospital Hha

826 18th St
Hoxie, KS 67740
(785) 675-3281 ☎
Servicing Counties: Sheridan

Personal Care Services

Sheridan County Hospital Hha

826 18th St
Hoxie, KS 67740
(785) 675-3281 ☎
Servicing Counties: Sheridan

Personal Emergency Response

Sheridan County Hospital Hha

826 18th St
Hoxie, KS 67740
(785) 675-3281 ☎
Servicing Counties: Sheridan

Sherman

Adult Day Care

Sherman Co Good Samaritan Cntr

208 W 2nd St
Goodland, KS 67735
(785) 890-7517 ☎
Servicing Counties: Sherman

Day Support

Golden West

108 Aspen Rd
Goodland, KS 67735
(785) 899-2322 ☎
Servicing Counties: Rawlins, Sherman,
Wallace

Medication Reminder

Wheat Ridge Acres

707 Wheat Ridge Cir
Goodland, KS 67735
(785) 899-0100 ☎
Servicing Counties: Sherman

Nursing Evaluation Visit

Wheat Ridge Acres

707 Wheat Ridge Cir
Goodland, KS 67735
(785) 899-0100 ☎
Servicing Counties: Sherman

Personal Care Services

Wheat Ridge Acres

707 Wheat Ridge Cir
Goodland, KS 67735
(785) 899-0100 ☎
Servicing Counties: Sherman

Personal Emergency Response

Wheat Ridge Acres

707 Wheat Ridge Cir
Goodland, KS 67735
(785) 899-0100 ☎
Servicing Counties: Sherman

Residential Support

Golden West

108 Aspen Rd
Goodland, KS 67735
(785) 899-2322 ☎
Servicing Counties: Rawlins, Sherman,
Wallace

Targeted Case Management

Golden West

108 Aspen Rd
Goodland, KS 67735
(785) 899-2322 ☎

Servicing Counties: Rawlins, Sherman,
Wallace

Wellness Monitoring

Golden West

108 Aspen Rd
Goodland, KS 67735
(785) 899-2322 ☎
Servicing Counties: Rawlins, Sherman,
Wallace

Thomas

Nursing Evaluation Visit

Fairview Estates Retirement

1630 Sewell Ave
Colby, KS 67701
(785) 462-2154 ☎
Servicing Counties: Thomas

Personal Care Services

Fairview Estates Retirement

1630 Sewell Ave
Colby, KS 67701
(785) 462-2154 ☎
Servicing Counties: Thomas

Physical Therapy

Tina Harris Physical Therapy

270 N Franklin Ave
Colby, KS 67701
(785) 462-8008 ☎
Servicing Counties: Thomas

Trego

Home Delivered Meals

Trego County Lemke Memorial

Hospital Home Health
320 N 13th St
Wakeeney, KS 67672
(785) 743-2182 ☎
Servicing Counties: Trego

Personal Care Services

Trego County Lemke Memorial

Hospital Home Health
320 N 13th St
Wakeeney, KS 67672
(785) 743-2182 ☎
Servicing Counties: Trego

Personal Emergency Response

Trego County Lemke Memorial

Hospital Home Health
320 N 13th St
Wakeeney, KS 67672
(785) 743-2182 ☎
Servicing Counties: Trego

Wallace

Adult Day Care

Unless noted, all providers have regular office hours (M-F, 8 am- 5pm) and accept new patients. All providers are proficient in English unless otherwise noted. For I/DD Waiver Services, please check with your regional CDDO to verify which providers are affiliated with CDDO in your area for the following specialties: Day Support, IDD Targeted Case Management, Residential Support, Respite Care - Overnight - Minor, Sleep Cycle Support - MRDD, Specialized Medical Care - LPN, Specialized Medical Care -RN, Supported Employment Services, Supportive Home Care, Financial Management Services, Medical Alert Rental, Personal Care Services, Wellness Monitoring.

Wallace County Community Care
 Center Inc
 608 N Kennedy
 Sharon Springs, KS 67758
 (785) 852-4244 ☎
 Servicing Counties: Wallace

♿ = Wheelchair Accessible 🚗 = Provider is within one (1) mile of public transportation B = Board Certified
 P = Parking EB = Exterior Building IB = Interior Building R = Restroom E = Exam Room
 T = Exam Table/Scale/Chairs G = Gurneys & Stretchers PL = Portable Lifts RE = Radiologic Equipment
 S = Signage & Documents 📞 = Telehealth Services ① = Traumatic Brain Injury (TBI)
 ② = Technology Assisted (TA) ③ = Severe Emotional Disturbance (SED) ④ = Autism (AUT)
 ⑤ = Frail Elderly (FE) ⑥ = Physical Disability (PD) ⑦ = Intellectual/Development Disability (MRDD)

Index

- A**
- Abercrombie, Lacy D D, MA.55, 58, 64, 68
- Aberle, Nicholas S, MD. 38
- Achtenberg, Abby, MA. 55, 58, 61
- Ackerson, Kelly E, MA.54, 55, 57, 58, 63, 64, 67, 68
- Advocacy Services Of Western Kansas Inc. 75
- Advocacy Unlimited. 73
- Ahmad, Mirza M, MD. 36, 40
- Ahmed, Agha J, MD. 42, 43
- Ainsworth, Catherine, MS. 70
- Al Hashmi, Samer, MD. 33
- Algrim, Melanie A, NP. 26, 32
- Algrim, Samantha J, MD. 27
- Allred, Charles T, MD. 40, 60
- Alonzo, Luis S, MD. 54
- Altamirano, Leo C, MD. 27
- Andbe Home. 72
- Andersen, David C, DDS. 47
- Andersen, Michael T, DPM. 39
- Anderson, David, PHD. 63, 66, 69
- Anderson, Vanessa, MA. 54, 63
- Andrasek, Stephanie, MA. 57, 60, 65, 69
- Applebee, Jayme L, NP. 32
- Appling, Jon S, MD. 25, 26, 27, 29, 32
- Apria Dme. 40
- Arrowhead West. 73, 74
- Arroyo, Zeferino J, MD. 37
- Asbjornson, Katie, DDS. 47
- Ashfaq, Kashif, MD. 41
- Ashland Health Center. 25, 73
- Atkins, David L, MD. 29
- Augustus, Teri, MA.54, 55, 58, 63, 64, 67, 68
- Avers, Barry, MA. 54, 58, 63, 67
- Azzi, Nassif, MD. 37, 41
- B**
- Bachman Drug. 50
- Baden, Alisa L, MA. 55, 58, 64, 68
- Bailes, Tammy, FNP. 25
- Baird, Laura L, MA. 54, 58, 63, 67
- Baker, Ashley M, PA. 27, 28
- Baker, Karen L, MA. 58, 63, 67
- Bales, Robin, MA. 62, 66, 68
- Banks, Cynthia, FNP. 29
- Baracaldo-Villalba, Rafael M, MD. 37
- Barber, Robert L, MSW. 57, 60, 65, 69
- Barker, Patrick N, MD. 42
- Barnes, Lisa K, NP. 42
- Barrand, Larry D, MA. 57, 58
- Baughman, Jessica J, PA. 27, 39
- Becker, Daniel D, DDS. 47
- Becky's Bridges, LLC. 73
- Bell, Charmetrea L, MA. 55
- Bencken, Chris, MA. 66, 67, 69
- Benson, Kristina A, NP. 34
- Benson, Kristina K, NP. 34
- Benton, Beverly A, MA. 62
- Benton, Beverly A, MS. 57
- Berger, Brian D, MD. 40
- Berquist, Kent B, MD. 46
- Bethel Home Health Care. 74
- Bethel Home. 72
- Bigler, Jonathan A, PA. 36
- Bigler, Jonathan, PA. 31
- Bird, Amy, MA. 63, 66, 69
- Bissell, Leslie D, PHD. 62, 65, 67
- Blackwood, Eric N, DDS. 47
- Bob Wilson Memorial Hospital. 24
- Boller, Brandi L, DO. 32
- Booker, Scott D, DO. 26
- Boss, Autumn E, MA.55, 57, 58, 60, 64, 65, 68, 69
- Boswell, Theresa T, PHD. 61
- Boutz, Alice, MA. 57, 60, 65, 69
- Boyd, Charles R, MS. 70
- Bremyer, Seth J, MS. 55
- Brewer, Holly J, NP. 32
- Brewer, Michael, MA. 54, 58
- Brillhart, Heidi R, NP. 32
- Britton, James A, MD. 38
- Brock, Ronald A, PA. 39
- Brockbank, Neal R, DO. 29
- Brooks, Mary J, MA. 58
- Brous, Mandi, MA. 62, 66, 68
- Brown, Alicia, MSW. 58
- Brown, Elizabeth J, DDS. 48
- Brown, Megan E, MD. 25
- Broz, Vicki, CSW. 57
- Brungardt, Sara N, MA.55, 57, 58, 60, 64, 65, 68, 70
- Bucklin Community Clinic. 28
- Burbach, Nicholas, PA. 39
- Burden, Jeremy A, MA. 55, 58, 64, 68
- Burns, Frank R, DDS. 47
- Byrnes, Lindsay J, MD. 27
- Byrnes, Matthew C, MD. 37
- C**
- C And R Clinic Pharmacy Of Elkha. 43
- C And R Clinic Pharmacy. 50
- Caga-Anan, Manuel L, MD. 32
- Callstrom, Ashley, MA. 55, 58, 64, 68
- Calvin, Harley E, DO. 32
- Campbell, Bob, MA. 62, 66, 68
- Cannon, Michael W, MD. 41
- Carney, Tricia, NP. 34
- Carswell, Kendal, MS. 62
- Carter, Linsey K, NP. 33
- Carter, Troy, MA. 55, 58, 61
- Case Management By Kris LLC. 76
- Castilloliranzo, Martin A, MD. 28
- Catanese, Ronald P, MD. 40, 41, 42
- Cavenee, Rachael D, AUD. 42
- Cecil, Peggy, MA. 60
- Cedar Village. 75
- Chacon, Francisco J, MD. 32
- Chan, Prince, MD. 38
- Chen, Shanzong, DMD. 47
- Chenowith, Charla A, MS. 60
- Cheyenne Co Hospital Lifelin. 53
- Cheyenne Co Hospital Lifeline. 73
- Cheyenne County Clinic Bird City. 25
- Cheyenne County Clinic St Francis. 25
- Cheyenne County Hospital. 24
- Chinburg, Paul K, MD. 43
- Chitti, Ramanamoorthy V, MD.40, 42, 43, 45, 46
- Christians, Elizabeth A, LPC.62, 66, 67, 68
- Citizens Medical Center. 24
- City On A Hill. 71
- Clark, Kristie M, MD. 28, 30
- Clark, Paula F, NP. 26, 28, 33
- Clark, Robert L, MD. 26
- Clark, Robert T, MD. 27, 30
- Clavel Cardoza, Meridith J, MA.55, 58, 64, 68
- Cleland Pharmacy. 51
- Clements, James M, NP. 28, 30
- Cleveland, Heidi, MA. 55, 58, 64, 68
- Clifford, William S, MD. 49
- Coast Health Services. 50
- Cochran, Janet J, NP. 25
- Colby Health And Rehab. 72
- Colby Medical Services. 34
- Colby, Jennifer, MA. 63, 66, 70
- Compass Behavioral Health. 71
- Conant, Denise, NP. 27
- Conant, Merrill R, MD. 27
- Conard, Shawn L, MD. 27
- Corbeille, Jeremy, MS. 70
- Cornitius, Timothy G, MD. 36, 40
- Cornwell, Pamela A, MA. 54, 58, 63, 67
- Cossette, Jerrold E, MD. 46
- Cottonwood Home Care. 53
- County Of Logan New Frontiers Health Services. 24
- Couture, Carrie D, CSW. 57, 60
- Cox, Kari E, PA. 29
- Craig Home Care. 53
- Crites, Nicole L, MS. 67
- Cundiff, Randall K, NP. 29
- Cundiff, Randall, NP. 26, 27
- Cunningham, Norma J J, MA. 57
- Cunningham, Norma, LPC. 65
- Currier Drug. 50
- Cusick, Robert P, MD. 38
- D**
- D And B Pharmacy/Milligan Pharmacy. 50
- Daise, Travis, MD. 25, 33
- Dakhil, Shaker R, MD. 40, 44
- Dalke, Ric, CSW. 60
- Dameron, Layne A, DPM. 39
- Dansel, Kimberly A, PA. 29, 35
- Darwiche, Fadi, MD. 45
- Davies, Tracy L, NP. 58

- Davis Jordan, Denise A, MA..... 57
 Davis, Heidi A, NP..... 27
 Davis, James W, LPC, MS..... 68
 Davis, Kurtis W, MD..... 30
 Dawson Place..... 72
 Day, David B, PA..... 34
 De Andrade, Paulo R, MD..... 34
 Decatur Family Practice Clinic..... 25
 Decatur Health Systems..... 24
 Degenhardt, Amy F, CSW..... 63, 66, 70
 Desbien, Perry W, NP..... 29, 33
 Deshpande, Vilas, MD..... 44
 Destiny Supports, Inc..... 73
 Devine, John P, MD..... 43
 Deyao, Jocelyn T, MD.... 38, 41, 44, 45, 46
 Diamond View Estates..... 75
 Dighton Pharmacy..... 50
 Dill, Rodney S, MD..... 32
 Dillard, Robert H, MD..... 27
 Dillingham, Andrew R, MA..... 70
 Dillon Pharmacy #001..... 50
 Dillon Pharmacy..... 50, 51
 Dixon Drug..... 50
 Dixon Drug-Wallace County..... 51
 Dohm, Kimberly B, RD..... 36
 Dowd, Sue A, PHD..... 61, 65, 67
 Dowdy, Gretchen L, PA..... 39
 Doyle, Elizabeth A, MD..... 27
- E**
- Eaglemed..... 36, 40, 44, 45
 Ebeling, Nila A, MA..... 57, 60
 Ebersole, Jennifer D, NP..... 44
 Ediger, Faith, NP..... 40
 Eells, Elizabeth, MS..... 58
 Elamin, Elshami M, MD..... 38, 44
 Elkan Drug..... 51
 Elliott, Danielle, MA..... 62, 66, 68
 Ellis, Wendel J, MD..... 29, 34, 42
 Ericksen, Steven E, MD..... 38
 Espinoza, Luis E, MD..... 41
 Etling, James B, DDS..... 47
 Ewing, Amy S, MSW..... 60
- F**
- Fairview Estates Retirement Community
 Inc..... 76
 Family Center For Health..... 34
 Family Health Center (Rhc)..... 31
 Family Ministries..... 53
 Family Practice Associates Of Wstn..... 28
 Feldmeyer, Seeley T, MD..... 31
- Ferrell, John T, MD..... 36, 37
 Fesen, Mark R, MD..... 37, 38, 40, 41, 44
 Fischer, Guillermina R, MA. 54, 55, 63, 64
 Flanagan, Luetta, NP..... 34
 Fleeker, John, MA..... 54, 58
 Fms Dodge City..... 53
 Fms Liberal..... 53
 Foos, Vicky L, MA..... 58
 Fossum, Lynelle A, NP..... 43
 Fossum, Robert J, LPC... 62, 63, 66, 68, 69
 Fowler Community Clinic (Rhc)..... 31
 Fowler Residential Care..... 72
 Fowler Rural Health Clinic..... 31
 Fowler, Tracy, NP..... 33
 Fowlkes, Kristen, MA..... 55, 58, 64, 68
 Franklin, Stephanie, MA..... 55, 58
 Frankum, Charles E, MD..... 36, 42, 43, 44
 Fresenius Medical Care Garden City..... 53
 Freund, William L, MD..... 36
 Frost, Lisa J, MS, NP..... 34
 Frost, Lisa, NP..... 34
 Fry Eye Surgery Center..... 53
 Fry, Eric L, MD..... 49
 Fry, Jena L, PA..... 27
 Fry, Luther L, MD..... 49
 Fullagar, James R, MA.55, 57, 58, 60, 64,
 65, 68, 70
- G**
- G And L Pharmacy..... 43, 50
 Gabel, Sarah M, DO..... 34
 Gajurel, Kiran, MD..... 37
 Ganley, Darnell B, PA..... 43
 Gant, Elizabeth J, NP..... 64
 Gant, Elizabeth, NP..... 62, 64, 67
 Garcia, Guillermo O, MD..... 38
 Garcia, Megan D, MSW..... 57
 Garden Pharmacy..... 50
 Garden Valley Retirement Village..... 72
 Garrett, Jennifer K, NP..... 43
 Gautier, Fernand, MD..... 57, 60, 61
 Geide, Jessica, MA..... 54, 58, 63, 67
 Geyer, Crista, MA..... 62, 63, 66, 67, 68, 70
 Gibson Health Mart..... 51
 Gibson's Pharmacy..... 50
 Gibson, Garry W, LPC..... 54
 Gilbert, Lisa M, MD..... 26, 30
 Gilmore, Lyndsey M M, MA..... 62, 66, 68
 Gilson, Brady D, PA..... 34
 Gleason-Garcia, Lottie, NP..... 27
 Glendenning, Charles C, DO..... 29
 Gluck, James L, MD..... 38
 Golden West..... 76
 Gonzales, Lori, MA..... 54, 58
 Gonzalez, Olga L, NP..... 25, 27
 Good Samaritan Society - Atwood..... 76
 Good Samaritan Society - Decatur County..... 73
 Good Samaritan Society Cheyenne County..... 72, 73
 Good Samaritan Society Nw Kansas
 Homecar..... 53
 Good Samaritan Society-Atwood..... 72
 Good Samaritan Society-Decatur County..... 72
 Good Samaritan Society-Dodge City..... 72
 Goodland Family Health Center..... 33
 Goodland Medical Arts Pharmacy..... 51
 Goodland Regional Medical Center..... 24
 Gordon, Scott W, DPM..... 42
 Gove County Hospital Home Health Care..... 53, 74
 Gove County Medical Center..... 24
 Graham County Ems..... 42
 Graham County Hospital Clinic..... 29
 Graham County Hospital..... 24
 Grahs, Carl E, PHD..... 63, 66, 69
 Granados, Jose A, MA..... 61
 Granados, Jose A, MS..... 61
 Grant County Ambulance Services..... 42
 Grant County Drug Company..... 50
 Grant County Medical Equipment.... 73, 74
 Gray, Jay P, PA..... 31
 Greeley Co Family Practice Clinic... 30, 35
 Greeley County Hospital..... 24
 Green, Charles R, MD..... 28
 Greeson, Clay B, MD..... 38
 Grisell Memorial Hospital Rural Health C..... 32
 Grisell Memorial Hospital..... 24
 Gruenbacher, Douglas J, MD..... 29, 33
 Gruenbacher, Shelly L, MD..... 29, 33
 Guebara, Christine A, MS..... 38, 41
 Guebara, Christine A, NP..... 38, 41, 42
- H**
- Haag, Jennifer R, PA..... 34
 Hagley, Michael T, MD..... 42, 43
 Haldeman Smith, Sarah A A, MA.55, 58,
 64, 68
 Halderson, Paul E, PA..... 31
 Hall, Richard R, MD..... 27, 38
 Hamilton County Drug..... 50
 Hamilton County Fmly Prc Cln..... 30
 Hamilton County Hospital..... 24
 Hanger Prosthetics Orthotics East..... 36
 Hansen, Frank W, MD..... 26
 Harding, Janelle R, NP..... 25, 27
 Harding, Janelle, NP..... 27, 30
 Harris, Grant P, DDS..... 47
 Harris, Lauren A, PA..... 41, 43
 Harris, Michael P, DDS..... 47
 Harrison, Sherrie, MS..... 62, 65
 Hastings, C B, MA..... 54, 58, 63, 67
 Hawley, Samantha, MA..... 55, 59, 64, 68
 Hayes, Leslie, MSW..... 59
 Heady, Kent L, MD..... 38
 Hegarty, Thomas J, MD..... 40, 42, 45

Index

- Heger, Rodrick J, DO. 33, 67
 Heinitz, Helen M, NP. 31
 Hemberger, Chelsea M, MA. 55, 59, 64, 68
 Hendricks, Kim M, MA. 36
 Hendricks, Kim, MA. 36
 Hendrix Building Consultant & Supply
 Inc. 75
 Hendrix, Brandon T, PA. 28
 Henrichs, Kelly S, DDS. 47
 Henry, Matthew N, MD. 41
 Henson, Danielle, MD. 60
 Herder, Sandra M, NP. 28
 Herrera, Marcus, MA. 54, 55, 58, 59, 63,
 64, 67, 68
 Herring, Lee, MA. 55, 57, 59, 60
 Herscher, John J, DO. 31
 Hershbarger, Jeanette, PA. 39
 Herspring, Barbara T, PA. 44
 Herspring, Kyle F, PA. 44
 Heskett, Bret E, MD. 29, 38
 Hickel, Gregory, MA. 55, 57, 59, 60
 Hickey, Michelle J, MA. 55, 59, 61
 High Plains Mental Health Center. 71
 High Plains Retirement Village. 72
 Hill Top House. 73
 Hill, Walter, PHD. 63, 66, 69
 Hilltop House. 72
 Hinojosa, Jose L, MD. 26, 33
 Hodgeman County Health Center. 24
 Hodgeman County Pharmacy. 50
 Hoffman, Emily N, MS. 54, 55, 58, 59, 63,
 64, 67, 68
 Holden, Andrea, MA. 55, 57, 59, 61, 64,
 65, 68, 70
 Hollenbeck, Steven M, MD. 39
 Holmes, Debbie L, MA. 55, 59, 64, 68
 Homestead Estates Home Plus LLC. 76
 Homestead Health And Rehabilitation
 Center. 72
 Hopkins, Gloria M, OD. 49
 Horchem, Luann K, NP. 43
 Horinek, Adam J, PA. 34
 Hospice Of The Prairie. 53
 Hostetler, Robert P, MD. 28
 Houshova, Alena, MA. 55, 59, 64, 68
 Howell, Steven J, MD. 38
 Hrencher, Austin, DDS. 47
 Hugoton Drug. 51
 Hundertmark, Denise M, MA. 55, 59, 64,
 68
 Hunsberger, Terry R, DO. 26
 Hupko, Allysa, MA. 61
 Hurley, Dominic V, MD. 37, 43
 Husainy, Nargis, MD. 33
- I**
- Ilyasov, Andrey A, MD. 32
 Imseis, Mikhail Y, MD. 32
 Inman, Jonna K, NP. 32
 Inturi, Rohitha, MD. 32
 Ireland, Mark R, MA. 70
 Iroquois Center For Human Development. 71
 Irwin, Stephanie A, MS. 62, 66, 68
 Ismael, Osama M, MD. 28
 Iway, Olivia N, MD. 62
- J**
- J And J Pharmacy. 50
 Jackson, Michael D, MD. 26
 Jackson, Nancy, MA. 57, 61, 65, 70
 Jacobs, Cindy R, MS. 59, 61
 Jellison, Jamie M, NP. 28
 Jenkins, Modena, MA. 55
 Jewell-Broughman, Dana G, PA. 25, 44, 45
 Jills Helping Hands Inc. 76
 Johannes, Matthew E, OD. 49
 Johnson, Douglas E, DO. 26, 28, 29, 32
 Johnson, Marcy L, MA. 55, 57, 59, 60
 Jones, James R, MA. 57
 Jorgensen, Jackie L, NP. 66
 Juhl, Jason M, DDS. 47
- K**
- Kaltenbaeck, Lillian, PA. 25
 Kamath, Akshath B, MD. 32
 Kaminski, Marek Ph J, MD. 44
 Kane, Laura J, NP. 33
 Kane, Laura, NP. 33
 Kansas Soldiers Home. 72
 Karis Inc. 73
 Karlin, Paul P, PHD. 62, 63, 66, 68, 69
 Karnik, Ashutosh S, MD. 31
 Katada, Marco J, MS. 57
 Kearny County Hospital. 24, 75
 Keesling, Shelly R, PA. 26, 27, 39, 41
 Kelliher, Sandra, MA. 54, 55, 58, 59, 63,
 64, 67, 68
 Kellogg, Brewster A, DO. 34
 Keltner, Corwin J, DDS. 47
 Kemmerer, Jacquelyn S, NP. 40
 Kemper, Ruth E, MA. 55, 59, 64, 68
 Kessler, Kurt F, MD. 37
 Khan, Muhammad A, MD. 36, 40, 42
 Kimple, Melinda A, CSW. 63, 67, 70
 Kinderknecht, Travis L, OD. 49
 King, Jessica L, PT. 39
 Klein, Mark A, DDS. 47
 Kline, Martin J, PA. 29
 Knudsen, Dennis L, MD. 44
 Koksall, Thomas L, MD. 26
 Koontz, Anthony, MA. 58, 59
 Kopriva, Brenda M, MD. 44
 Kovach, Ian S, MD. 41
 Krien Pharmacy. 36, 50
 Kriley, Thomas C, MD. 32
 Kroeker, Jennifer, MA. 54, 58, 63, 67
 Kruger, Calvin L, PA. 28
 Kuhlman, Daniel P, MD. 34
 Kuhlman, Kara S, MD. 34
 Kyi, Win M, MD. 40
- L**
- Ladd, Julie, LPC. 55, 58, 63, 67
 Lane County Health Dept. 75
 Lane County Hospital. 24
 Lane County Medical Clinic. 31
 Lane, Gerald E, DO. 49
 Lane, Kelly, MA. 55, 59, 64, 68
 Lang, David J, MA. 55, 59, 64, 68
 Lang, Gordon E, MD. 34
 Lang, Gordon, MD. 34
 Lang, Kerstin J, MA. 55, 59, 64, 68
 Lanning, Amanda J, MA. 69
 Lathrop, Erin E, PA. 25
 Laudick, Sharon, MA. 55, 58, 63, 67
 Leeds, William M, DO. 40
 Leeper, Jennifer, PA. 41
 Lehmkuhler, Ryan P, DDS. 47
 Lehmkuhler, Ryan, DDS. 47
 Leichliter, Laci, MSW. 57, 60, 65, 69
 Leidich, Raymond B, MD. 42, 43, 45
 Lemuz, Jesse J, MA. 56, 59, 64, 68
 Lewis, Marshall H, MA. 64
 Lewis, Marshall, MA. 62, 64, 67
 Lewis, William, DDS. 47
 Liberal Diagnostics. 53
 Liberal Good Samaritan Center. 72, 76
 Licke, Heather M, MD. 33
 Lievens, Michael W, MD. 36
 Lightner, Carol, MA. 61
 Lincare. 40, 44, 45
 Lindenman, Crystal, MA. 63, 67, 70
 Linkia. 53
 Liu, Robyn A, MD. 29, 35
 Living At Home. 53
 Logan Co Health Department. 75
 Logan County Hospital. 53, 75
 Logan County Manor. 72
 Loganbill, Whitney E, PA. 41
 Loon, Sandra G, CSW. 63, 67, 70
 Lopez, Thalia J, MD. 38
 Lubashevsky, Joseph, MA. 59
 Lubbers, Stacie, MA. 56, 59, 64, 68
 Lucero, Mariana E, MD. 33
 Lund, Christopher A, MA. 54, 63
 Lund, James, MA. 58
 Lund, Tammy L, MA. 54, 63
 Lynn, Angie M, MS. 60
 Lynn, Angie, MS. 57
 Lyon, Shawna D, MA. 56, 59, 64, 68
- M**
- Machen, Michael E, MD. 29, 33
 Maeda, Jose A, MD. 44
 Mago, Judith M, PA. 33
 Mahanna Pharmacy. 51
 Mahomed, Mohamed N, MD. 39
 Malone, Jamie L, RN. 62, 66, 67, 68
 Mangosing, Edward L, MD. 26
 Manguoglu, Ali B, MD. 46
 Manor Of The Plains. 72, 73

- Martin, Amy R, MA. 64
 Martin, Amy, MA. 62, 64, 67
 Martinez, Melissa L, MA. 56, 59, 61
 Matchell, Darren R, DO. 34
 Mathews, Melissa, NP. 25
 Mattar, Costy S, MD. 42, 43
 Mauck, Heather A, NP. 33
 Mayida, Lydia, MD. 41
 Mearthur, Victoria L, MA. 55, 58, 64, 67
 Mccammon, Haley R, PA. 32
 McClain, Kathleen, MA. 56, 59, 64, 68
 Mccullough, Marci D, MA. 56, 59, 64, 68
 Mcdonald, William J, NP. 32
 Mcfadden, Chaniqua, DDS. 47
 Mcgraw, Jera, LPC. 59, 61
 Mcgroarty, Edwin T, MD. 28
 Mcgroarty, Edwin, MD. 33
 McClain, Allen L, DO. 32
 Mcqueen, Patricia, PA. 39
 Mevey, Randall K, DMD. 47
 Meade District Hospital Friend Care. 75
 Meade District Hospital Hhc Agency. 53
 Meade District Hospital. 24
 Meade Rural Health Clinic (Rhc). 52
 Med Link Mobility. 44
 Medical Center Pharmacy. 50
 Meier, Shauna, MA. 56, 57, 59, 60, 61
 Meisel, Tamara T, NP. 27, 31
 Merry, Thomas G, MD. 28
 Mersdorf-Foreman, Sarah M, MA. 62, 65, 67
 Mesa, Dawn R, MSW. 59
 Meza Hinojosa, Martha A, LPC. 56, 61
 Middleton, Pamela, MA. 56, 59, 64, 68
 Miller, Christopher D, MD. 39, 40
 Miller, Drew R, MD. 30
 Miller, Leighton J, NP. 28
 Miller, Linda, MA. 55, 58, 64, 67
 Miller, Meghan D D, MA. 56, 59, 64, 68
 Miller, Melissa R, MA. 56, 59, 61
 Miller, Shawna, NP. 28
 Miller, William A, DDS. 47
 Miller, Zachary K, AUD. 36, 40, 44
 Mindrup, Joseph, NP. 62, 66, 67, 68
 Minneman, Roger T, DDS. 47
 Minneola Community Clinic. 28
 Minneola District Hospital Long Term Care. 72
 Minneola District Hospital. 24
 Minneola Pharmacy. 50
 Misegadis, Tina, PHD. 63, 66, 69
 Moffet Drug. 50
 Molstad, Jerome M, PA. 25
 Montague, Susan, MA. 56, 57, 59, 61, 64, 65, 69, 70
 Montezuma Drug. 50
 Moore, Dennis F, MD. 41, 44
 Morren, Robert D, MD. 39
 Morrow, Carol, DDS. 48
 Morrow, Shawn R, DO. 39
 Morton County Hospital. 24
 Morton County Senior Living Community. 72
 Mosaic In Garden City. 73
 Mosaic In Liberal. 76
 Mosiman, Gidget A, LPC. 62, 66, 69
 Moskowitz, Alan N, MD. 39
 Munson, Julie A, DO. 43
 Murillo, Tammy D D, MA. 56, 59, 65, 69
 Murray, Wendy B, MSW. 60
 Murski, Tabitha M, MA. 54
- N**
- Naillieux, Kristina, MA. 56, 59, 65, 69
 Nanney, Gregory D, MD. 38, 44
 Nebbling, Dirk H, PT. 41
 Nebbling, Dirk, PT. 39, 42
 Neel, Alexander B, MD. 41
 Ness City Medical Clinic. 32
 Ness Cny Hospital Home Support Service. 53
 Ness County Hospital Ambulance. 43
 Ness County Hospital. 24
 New Chance. 71
 New Frontiers Healthservices. 31
 Niblock, Jenny L, NP. 34
 Nichols-Totten, Kysha C, MD. 34
 Nightengale, Amy R, NP. 45
 Nitka, Ernest E, MD. 37, 38
 North Ness County Ems. 43
 Northwest Kansas Physical Therapy. 53
 Norton County Hospital. 24, 53, 76
- O**
- O Hair, Melinda S, MA. 57, 61, 65, 70
 O Shea Memorial Clinic. 29, 30
 Oakley Health Mart. 50
 Olson, Audra L, PA. 31
 Olson, Richard, MD. 26, 30
 Onwuharonye, Rodney, DDS. 47
 Oshio, Saki, CCC. 62, 63, 66, 69
- P**
- P R N Home Health Agency. 53
 Pace, James S, MA. 56, 59, 65, 69
 Page, Leslie E, DO. 43
 Palace Drug Store. 51
 Palmer-Traylor. 42
 Parker, Melissa R, MA. 56, 59, 61
 Parker, Melissa R, PSY. 59
 Parker, Peggy A, NP. 30
 Parks, Janice, MA. 56, 57, 59, 60
 Pauls, Alois R, MD. 30
 Payroll Plus Of Kansas Inc. 74
 Perez Soto, Armando, MD. 28, 29
 Perez-Tamayo, Claudia, MD. 40, 42, 45
 Periola Patriarca, Virginia, MD. 63, 66, 69
 Peters, Jonathan D, MD. 30
 Pfannenstiel, Amanda S, MA. 40, 42, 45, 46
 Pharmacy Associates Of Dodge City. 40
 Phillips Chiropractic And Physical Thera. 53
 Phillips Chiropractic And Physical Therapy Center. 73
 Pioneer Manor. 72
 Plains Rural Health Clinic. 31
 Plaza Pharmacy (Dme). 36
 Plaza Pharmacy. 50
 Plomaritis, Titus, MD. 39
 Potts, Richard R, DDS. 47
 Powers, Donna L, MS. 54, 56, 57, 60
 Powers, Donna L, MSN. 54, 56, 57, 60, 61
 Prairie Senior Living Complex. 72
 Prasad, Babu R, MD. 42
 Presley, Jeremy J, MD. 28
 Prn Home Health Agency. 76
 Providence Professional Services, Inc. 73
 Ptacek, Elaine V, MS. 69
- R**
- Raile, Kristle E, PA. 25
 Raile, Kristle, PA. 25
 Raile, Tyler M, PA. 25
 Rains, Celeste J, DO. 31
 Ramesh, Geetha, MD. 26
 Ramirez, Jasmine, MA. 56, 59, 61
 Randhawa, Gurpreet, MD. 33
 Rapini, Jennifer, DDS. 47
 Rathbun, Cheryl A, MA. 56, 57, 59, 61, 65, 69, 70
 Rathburn, Katherine L, PHD. 63, 66, 69
 Rawlins Clinic-Mcdonald. 52
 Rawlins County Health Center. 24, 32
 Ray, Mason R, PA. 39, 42
 Rays Pharmacy. 50
 Reid, Amanda, PA. 34
 Reigner, Elizabeth E, CSW. 61
 Reimer, Arlo J, MD. 30
 Reimer, Kristina R, OD. 49
 Renal Treatment Centers Garden City. 53
 Rescare Homecare Liberal. 76
 Rescare Kansas - Garden City. 73
 Reynolds-Lorentz, Amber L, PA. 25
 Rhinehart, Stephanie, MA. 57, 61, 65, 70
 Rice, Kris D, MS. 54
 Ricklefs, Michelle, MA. 61
 Rico, Mary F, MA. 56, 59, 65, 69
 Rink, Joanne D, MD. 37
 Robinson, Steven, PA. 31
 Rodela, Hugo, NP. 27, 36
 Rodela, Hugo, RN. 38
 Rodenbeek, Krysten M, MA. 56, 59, 65, 69
 Roderick, Jeremy B, DO. 26
 Rodriguez Infante, Fernando, MA. 56, 59, 61
 Roenfeldt, Richard L, OD. 49
 Rogers, Scott G, LPC. 54
 Rohilla, Arif M, MD. 36
 Rohilla, Arif, MD. 36
 Romereim, Mark E, MD. 63, 66, 69

Index

- Romriell, Skyler G, DDS..... 47
 Rooney, Michael N, DO..... 28
 Rosin, Robert L, MD..... 26
 Rubenthaler-Brunkhardt, Kali, DO..... 33
 Russell Child Development Center..... 73
 Ryckert, James, MA..... 54
- S**
- Salisbury, Stephanie J, MA..... 54
 Sams Pharmacy 10-4791..... 50
 Sandlin, Kelly, MA..... 56, 59, 65, 69
 Santanta District Hospital Clinic..... 30
 Sarmiento, Delfin A, PT..... 39
 Satanta Dist Hospital Sublette Clinic..... 30
 Satanta District Hospital..... 24
 Satanta Retail Pharmacy..... 50
 Schaffer, Mary J, NP..... 40
 Schebler-Poulos, Allison K, DO..... 28
 Schmidt, Nathan D, DDS..... 47
 Schoen, Leigh A, NP..... 27, 28
 Schowengerdt, Andrew W, MD..... 26, 28
 Schulte, Kristina, MS..... 57, 61
 Schwarz, Cary R, LPC..... 63, 66, 69
 Scott County Health Department..... 76
 Seaman, Brenda, MA..... 63, 67, 70
 Seemann, Nancy A, MA..... 57, 61, 62
 Selden Community Clinic..... 33
 Selzer, Elyse A, MA..... 56, 60, 61
 Shaath, Samir K, MD..... 41
 Shaath, Samir, MD..... 41
 Shaffer, Catharine L, CCC..... 63, 66, 69
 Shah, Alok, MD..... 39
 Sharma, Rishi, MD..... 26, 40
 Shearmire, Devon E, PA..... 31
 Shelton, Zachary R, DDS..... 47
 Shepherds Center..... 72
 Sherfick, Jessica, MA..... 63, 67, 70
 Sheridan County Hospital Hha..... 76
 Sheridan County Hospital..... 24
 Sherman Co Good Samaritan Center..... 72
 Sherman Co Good Samaritan Cntr..... 76
 Sherraden, David L, PA..... 42
 Sherwood, Brent W, MD..... 40
 Shirkey, Michael L, MA..... 56, 60, 65, 69
 Sholtz, Sederal L, PA..... 31
 Shopko Pharmacy #2696..... 50
 Short, Britt N, NP..... 32
 Shugart, Leroy, PA..... 31, 32
 Shull, Michael W, DO..... 27
 Siefers, Julie, PA..... 33
 Simpson, Tracy A, MA..... 56, 60, 61
 Sirois, Jonell R, NP..... 25
 Sly, Theresa L, MS..... 57, 61, 65, 70
 Smith, Alan J, MS..... 58
 Smith, Brent E, MA..... 56, 60, 61
 Smith, Leslie, MA..... 65, 67
 Smith, Lyle D, MD..... 27, 28
 Snell, Cameron D, PA..... 39
 Snell, Gerald, MA..... 57
 Snodgrass, Marcia M, NP..... 28
 Snodgrass, Richard A, MD..... 28
 Snow, Anthony, MA..... 62, 64, 65, 67
 Snyder, Megan N, MA..... 54
 Snyder, Micah, DDS..... 47
 Southern, Lisa M M, MA..... 55, 58
 Southern, Lisa M, MA..... 55
 Southern, Lisa, MA..... 58, 61
 Southern, Michael J, MS..... 54, 56, 57, 60, 61
 Southern, Michael J, MSN..... 54, 57, 60
 Southwest Guidance Center..... 71
 Sowers, Amanda, MA..... 57, 61, 62
 Sowers, Amanda, MSW..... 61
 Spearville Medical Clinic..... 29
 Spellmeier, Autumn J, NP..... 45
 Spellmeier, Jonathan, PA..... 33
 St Catherine Hospice..... 53
 St Catherine Hospital..... 24
 Stanton County Family Practice..... 33
 Stanton County Hospital..... 24
 Stark, Tracey A, NP..... 28
 Stebens, Tiana M, PA..... 31
 Stein, Richard J, DDS..... 47
 Steinle, Pamela J, MD..... 43
 Stephanie Hornung..... 73
 Stephens, Charles L, MA..... 54
 Sterling House Of Dodge City..... 73, 74
 Sterling, Kevin J, DDS..... 47
 Stevens County Hospital Home Oxygen
 Med Equi..... 46
 Stevens County Hospital..... 24
 Stevens County Medical Clinic..... 33
 Stevens County Retail Pharmacy..... 51
 Stewart, Jill A, MD..... 29
 Stewart, Nickey, LPC..... 63, 66, 69
 Stewart, Pamela E, MD..... 31
 Stice, Sonja, MA..... 63, 66, 69
 Strandmark, Nathan A, DO..... 26
 Strandmark, Nathan, DO..... 26
 Stucky, Bryan K, MD..... 26
 Suchan, Diahann M, MS..... 55, 58, 67
 Suchan, Diahann, MS..... 64
 Sulzman, Deanna L, NP..... 46
 Sutherlin, Teresa R, MA..... 60
 Swain, Sarah L, MA..... 56, 57, 60, 61, 65, 69,
 70
 Swenson, Rachel, MA..... 62, 65, 67
- T**
- Tadokoro, Stacey E, MS..... 70
 Taylor, Regina R, PA..... 34
 Telles, Yeni, MA..... 56, 60, 65, 69
 The Legacy At Park View..... 72
 Thomas, Mark Y, PA..... 45
 Tibayan, Restituto T, MD..... 38, 41, 45, 46
 Tina Harris Physical Therapy..... 53, 76
 Tonn, Teresa J, MA..... 55, 58, 64, 68
 Toumeh, Anis, MD..... 32, 38, 41, 45, 46
 Trego County Lemke Memorial Hospital
 Home Health..... 76
 Trego County Lemke Memorial Hospital.....
 24, 34
 Trego Manor..... 72
 Trendel, Lanie R, MA..... 56, 60, 65, 69
 Trinity Manor..... 72
 Trotter, Roger C, MD..... 28, 40
 Troup, William R, MD..... 33
 Tuten, Harry L, MD..... 44
- U**
- Uhlenhake, John, DDS..... 47
 Ultinger, Amy L, MS..... 56, 60, 65, 69
 Ulysses Family Physicians..... 29
 Um Western Kansas Mexican American
 (FQHC..... 26, 28, 29, 32
 United Methodist Youthville..... 71
 United Radiology Group..... 53
 Unruh, Brian K, PA..... 34
 Upshaw, Rebecca, MA..... 57, 61, 65, 70
- V**
- Vail, Mark J, PA..... 27
 Valley Hope Association Ks..... 71
 Van Horn, Rex, MA..... 66, 69
 Velasco, Jose, MD..... 37, 38, 41, 44, 45, 46
 Vetter, Sidney L, LPC..... 63, 66, 69
 Via Christi Home Medical Wichita..... 36, 40
 Vierthaler, Carl A, MD..... 37, 41
 Vogel, Nikki A, PA..... 43
 Vollertsen, Grant K, DDS..... 47
 Voth, Chelsea R, PA..... 39
 Voth, Jennifer M, MA..... 65
 Voth, Jennifer, MA..... 56, 60, 69
 Vredenburg, Shawn C, PA..... 33
 Vu, Tony V, PA..... 39
- W**
- Wacker, Wendi, MA..... 66, 69
 Wagner, Kent R, PA..... 39
 Wakeeney Family Care Center (Rhc)..... 34
 Wal-Mart Pharmacy 10-0372..... 50
 Wal-Mart Pharmacy 10-0652..... 50
 Wal-Mart Pharmacy 10-0799..... 51
 Wal-Mart Pharmacy 10-1214..... 51
 Wal-Mart Pharmacy 10-2562..... 51
 Wal-Mart Pharmacy 10-4625..... 50
 Wal-Mart Pharmacy 10-4628..... 51
 Waldron Pharmacy..... 45
 Waldrons Pharmacy..... 51
 Walgreens #10722..... 51
 Walgreens #7817..... 50
 Walgreens #7972..... 50
 Wallace County Community Care Center
 Inc..... 77
 Wallace County Community Care Center.....
 72
 Wallace County Family Practice Clinic..... 35
 Waltman, Michelle R, MA..... 57, 61, 65, 70
 Walz, Dallas C, MD..... 25
 Ward Drug..... 36, 50
 Warren, Lisa, PA..... 33
 Watson, Kameron K, PA..... 39

-
- Weber, Lori, MA. 56, 60, 65, 69
 Weber, Sara D, MA. 66, 67
 Weishaar, Paul D, MD..... 49
 Werth, Irene E, MS.38, 41, 44, 46, 54, 57,
 60, 63, 65, 67, 69
 Wesley Rehabilitation
 Hospital/Healthsouth. 72
 West, Kimberly D, MD. 36
 West, Kimberly, MD. 36
 Western Kansas Rehabilitation Services.53
 Western Plains Regional Hospital. 24
 Wheat Ridge Acres..... 76
 Wheatridge Park Care Center. 72
 Whispering Pines. 75, 76
 White, Mary E, FNP. 25
 Wichita Co Health Center..... 24, 35
 Wichita County Pharmacy..... 51
 Wilhelm, Carmen L, FNP..... 25
 Wilhelm, Carmen, FNP. 25
 Williams Robinson, Michelle A, MD.28,
 29
 Williams, Julie K, MA..... 56, 60, 65, 69
 Williams, Lori M, PA. 39
 Williams, Tanya M, MD..... 28
 Wilson, Scott P, DDS. 47
 Wiltshire, Jason P, MD. 40
 Win, Aye M, MD..... 41
 Winchester Hillmer, Tracy A, CSW.63, 67,
 70
 Windsor Place At-Home Care LLC.. 74, 75
 Winkleman, Barbara, DO. 57, 60, 61
 Winkleman, Barbara, MD. 60
 Winslow, Brooke A, MSW... 56, 60, 65, 69
 Wise Drug..... 50
 Woelk, Angela L, MA. 56, 60, 61
 Wolf, Thomas A, MD..... 28
 Wong, Jorge A, MD. 40, 45
 Woolley, Meredith S, MD. 29
 Woolsey, Rebecca, MA. . 62, 63, 66, 67, 70
 Worf, Terri J, NP. 27, 38
- Y**
- Young, Ann, LPC. 63, 66, 69
 Young, Jefferson D, LPC. 62, 66, 68
 Young, Robert B, MA. 54
- Z**
- Zacapa-Reyes, Elsa, MA. 56, 60, 61
 Zambon, Christine M, PA..... 29
 Zauche, James T, MD..... 27, 39
 Zayat, Estephan N, MD. 37
 Zerr, Charles H, MD..... 29, 30, 31, 32
-

UnitedHealthcare Community Plan

10895 Grandview Dr., Suite #200

Overland Park, KS 66210

